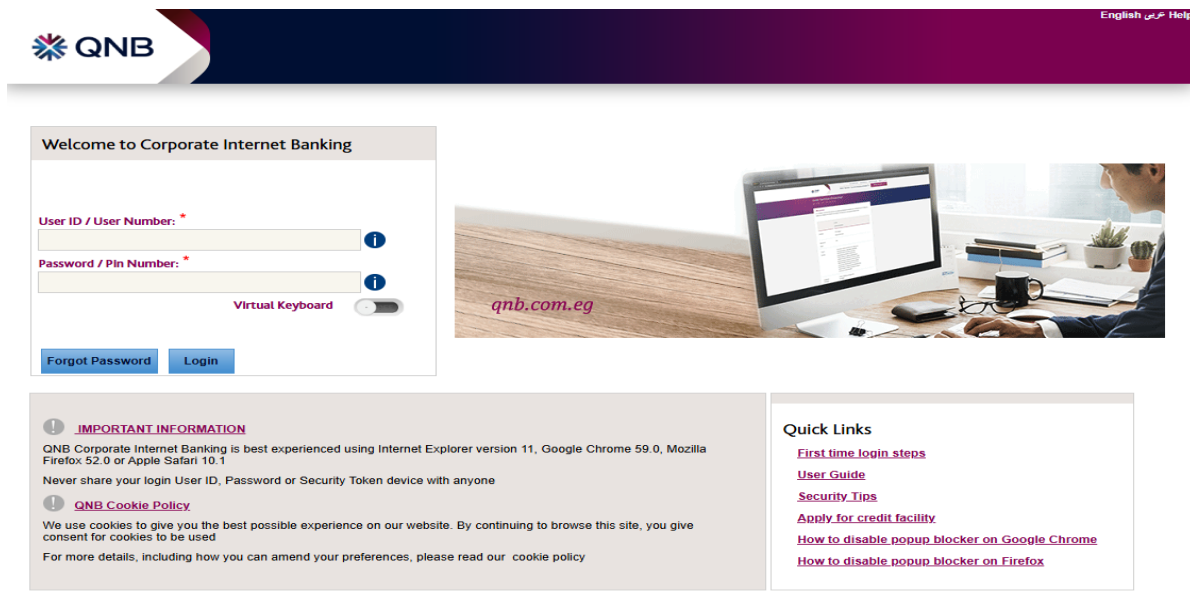


Corporate Internet Banking User Guide



The screenshot shows the QNB Corporate Internet Banking login interface. At the top left is the QNB logo, and at the top right is the text "English عربي Help". The main content area is titled "Welcome to Corporate Internet Banking" and contains a login form with two input fields: "User ID / User Number:" and "Password / Pin Number:". Each field has an information icon (i) to its right. Below the password field is a "Virtual Keyboard" toggle switch. At the bottom of the form are two buttons: "Forgot Password" and "Login". To the right of the form is a photograph of a person working at a desk with a computer monitor displaying the website. The URL "qnb.com.eg" is visible on the desk. Below the login form, there are two sections: "IMPORTANT INFORMATION" and "Quick Links".

IMPORTANT INFORMATION
QNB Corporate Internet Banking is best experienced using Internet Explorer version 11, Google Chrome 59.0, Mozilla Firefox 52.0 or Apple Safari 10.1
Never share your login User ID, Password or Security Token device with anyone

QNB Cookie Policy
We use cookies to give you the best possible experience on our website. By continuing to browse this site, you give consent for cookies to be used
For more details, including how you can amend your preferences, please read our [cookie policy](#)

Quick Links
[First time login steps](#)
[User Guide](#)
[Security Tips](#)
[Apply for credit facility](#)
[How to disable popup blocker on Google Chrome](#)
[How to disable popup blocker on Firefox](#)

Note: The system supports Arabic and English language

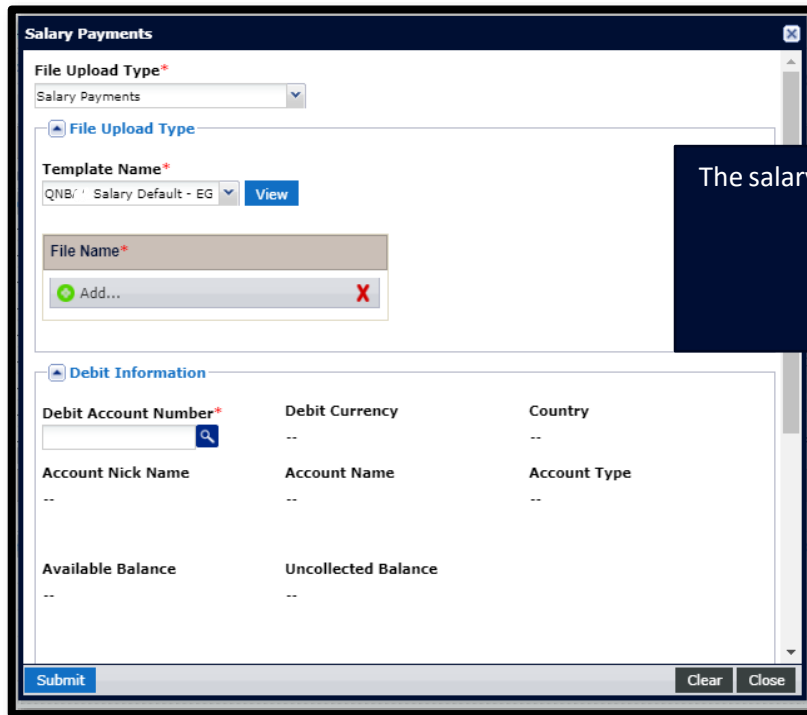
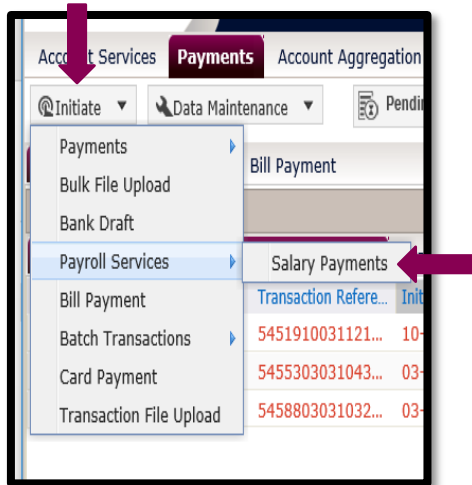
Corporate Internet Banking User Guide

Contents	
Payroll program	3
Add Beneficiaries	11
Bulk file upload	13
Transfers	17
Book transfer (Transfers between the company accounts)	17
Transfer within QNB Egypt (Transfers to beneficiaries inside the bank)	21
Domestic Fund Transfer (Transfers to beneficiaries in local banks).....	24
International Fund Transfer (Transfers in Foreign currency.....	27
Bank draft request	29
Settle credit card	31
Future dated cancelation.....	33
Account Services	36
Account summary.....	36
Deposit summary.....	37
Cheque Summary	38
Loan summary	39
Credit Card Summary`	40
Transaction Summary	41
Cheque Book Request.....	42
Deposit request	45
Investment Fund request.....	48
Multiple Account Statement Report.....	50
Settings	51
Preferences.....	51
Change Password.....	52
Exchange Rate Calculator	52
Contact bank “E-mail alert and notifications”	53
Quick Launch.....	55
Governmental payments (Tax).....	56
Governmental payments (Custom).....	65
Governmental payments (Other Payment).....	74

Payroll program

Through the main page after your login to the system Click on Payments/ Initiate

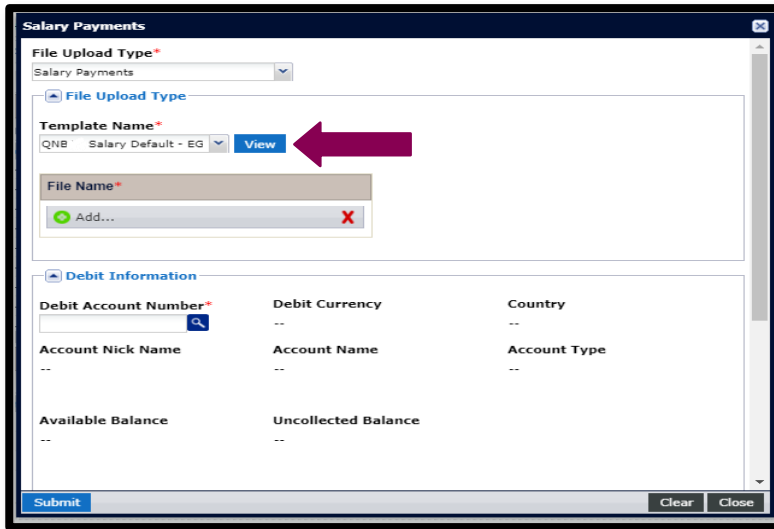
1. Choose from the drop menu press on Payroll service/Salary payment



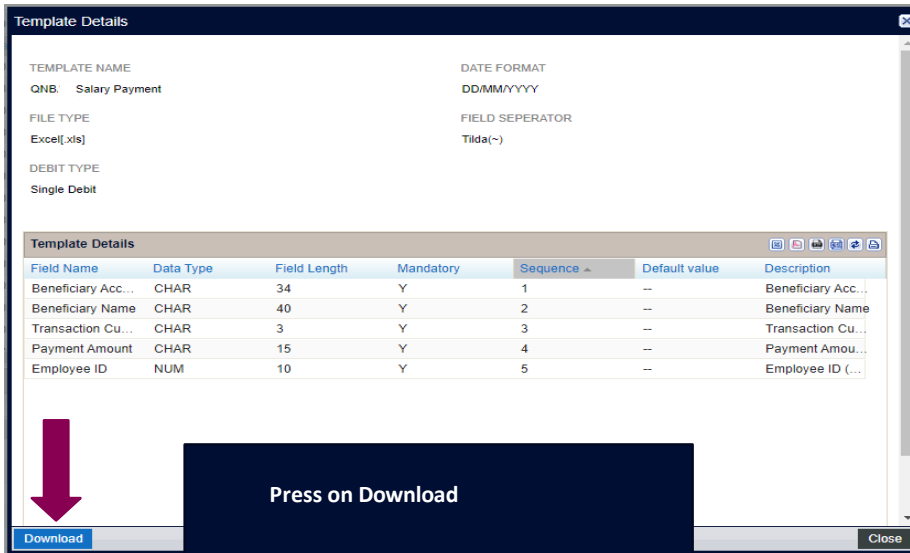
A screenshot of the 'Salary Payments' screen. The 'File Upload Type' is set to 'Salary Payments'. The 'Template Name' is 'QNB Salary Default - EG'. The 'File Name' field is empty. The 'Debit Information' section shows fields for 'Debit Account Number', 'Debit Currency', 'Country', 'Account Nick Name', 'Account Name', and 'Account Type'. The 'Available Balance' and 'Uncollected Balance' fields are also present. The 'Submit' button is at the bottom left, and 'Clear' and 'Close' buttons are at the bottom right.

The salary payment screen will get displayed

2. Choose the required Template name then press view

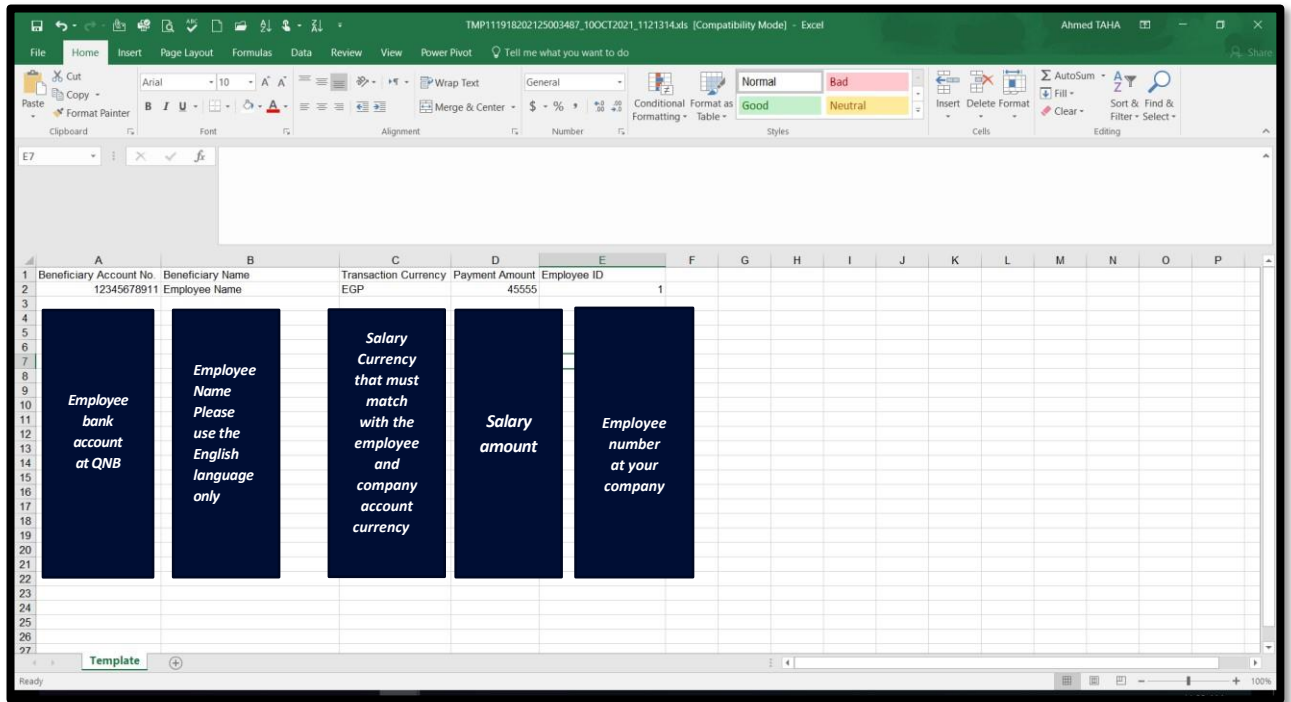


3. A screen will appear with the details of the Form then press download to download the file

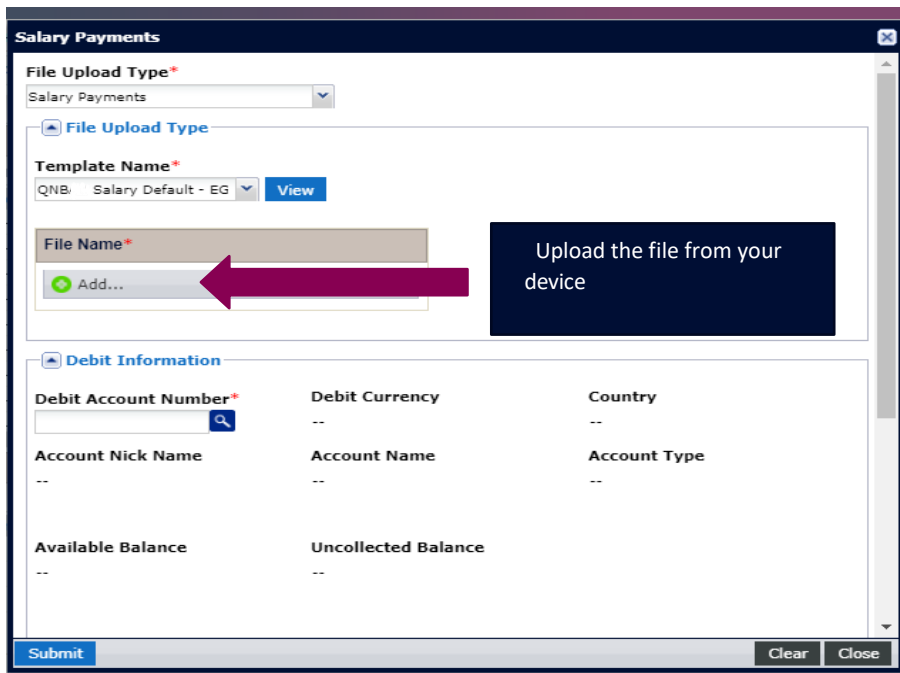


Field Name	Data Type	Field Length	Mandatory	Sequence	Default value	Description
Beneficiary Acc...	CHAR	34	Y	1	--	Beneficiary Acc...
Beneficiary Name	CHAR	40	Y	2	--	Beneficiary Name
Transaction Cu...	CHAR	3	Y	3	--	Transaction Cu...
Payment Amount	CHAR	15	Y	4	--	Payment Amou...
Employee ID	NUM	10	Y	5	--	Employee ID (...)

4. Open the File and fulfill the requested fields



5. After completing save the file on your device then click on (Add ...), select the prepared file from your device



6. Choose the debit account number

Salary Payments

Debit Information

Debit Account Number 2031082	Debit Currency EGP	Country EGYPT
Account Nick Name --	Account Name EGP CURRENT A C	Account Type CURRENT ACCOUNT

Account Lookup

Account Number	Currency	Account Name	Bank Name	Branch Name	Account
203136...	USD	USD CURREN...	Qatar National...	TANTA	CURRE
203177...	EUR	EUR CURREN...	Qatar National...	TANTA	CURRE
20310...	EGP	EGP CURREN...	Qatar National...	TANTA	CURRE
20319...	EGP	EGP CURREN...	Qatar National...	TANTA	CURRE

Select debit accounts number from the eligible accounts

Salary Payments

Debit Information

Debit Account Number* 2031082	Debit Currency EGP	Country EGYPT
Account Nick Name --	Account Name EGP CURRENT A C	Account Type CURRENT ACCOUNT

Account details will get displayed

7. Fulfill payment information details (request date – payment month and year – purpose of payment)

Salary Payments

Debit Information

Debit Account Number*	Debit Currency	Country
2031C	EGP	EGYPT
Account Nick Name	Account Name	Account Type
--	EGP CURRENT A C	CURRENT ACCOUNT

Payment Information

Request Date **
26-05-2022

Month and Year of Payment *
MAY-2022-May

Purpose of Payment*
Salary

EGP Transaction will be processed same business day unless it needs special approvals internally in the bank Foreign Currency Transaction will be processed within 2 business days respecting bank value date policy
To avoid delays, please ensure all details are correct. Charges are non-refundable

Submit Clear Close

8. Salary payment request will get displayed in review screen in order to review inputs and then press on confirm

Salary Payments

Debit Information

Debit Account Number	Debit Currency	Country
2031C	EGP	EGYPT
Account Nick Name	Account Name	Account Type
--	EGP CURRENT A C	CURRENT ACCOUNT

Payment Information

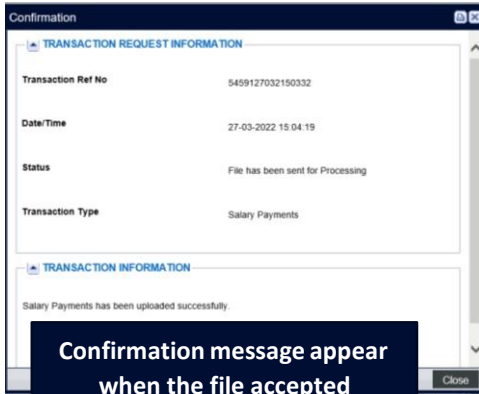
Request Date
26-05-2022

Month and Year of Payment
MAY-2022

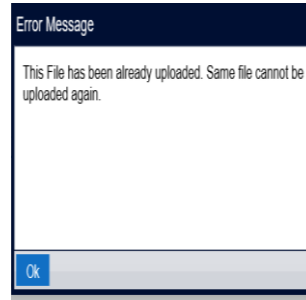
Purpose of Payment
SALARY

EGP Transaction will be processed same business day unless it needs special approvals internally in the bank Foreign Currency Transaction will be processed within 2 business days respecting bank value date policy
To avoid delays, please e

Confirm Back Close

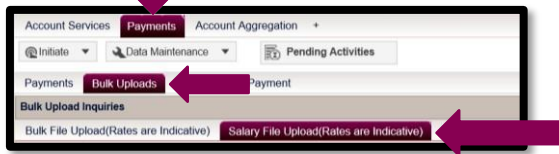


Confirmation message appear when the file accepted



Error message appeared if the file already uploaded before

9. You can check salary file status by click on payments / bulk upload / salary file upload



Account Services **Payments** Account Aggregation +

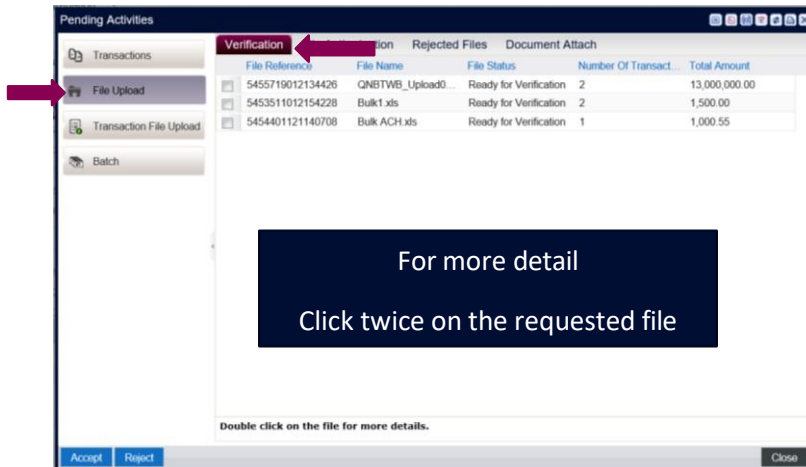
Initiate Data Maintenance Pending Activities Quick Launch...

Payments **Bulk Uploads** Governmental Payment

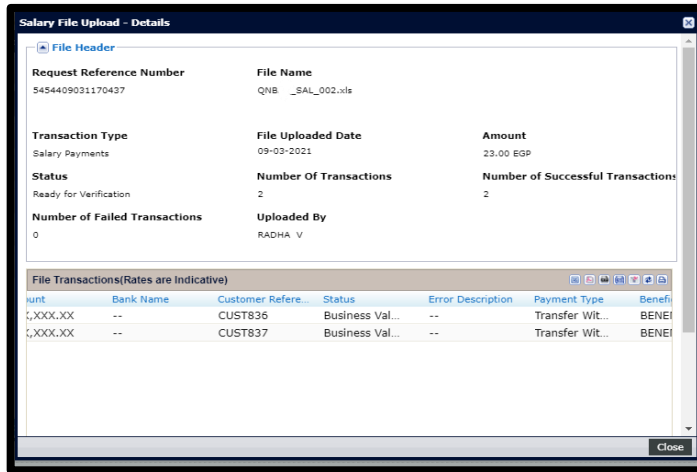
Bulk Upload Inquiries

Bulk File Upload(Rates are Indicative)		Salary File Upload(Rates are Indicative)		Beneficiary Upload		Transaction File Upload(Rates are Indicative)		
Actions	Country	File Reference	File Name	File Uploaded by	File Uploaded Date	Number Of Transactions	Total Amount	File Status
	EGYPT	5451327032150539	test.xlsx	alt	27-03-2022	--	0.00	Verification Failure
	EGYPT	5459127032150332	test.xlsx	alt	27-03-2022	--	0.00	Verification Failure
	EGYPT	545752002424115	23456.xls	Tia	20-03-2022	1	10,000.00	Sent to Bank

10. The file is now ready for Verification by clicking on the pending activities / File Upload

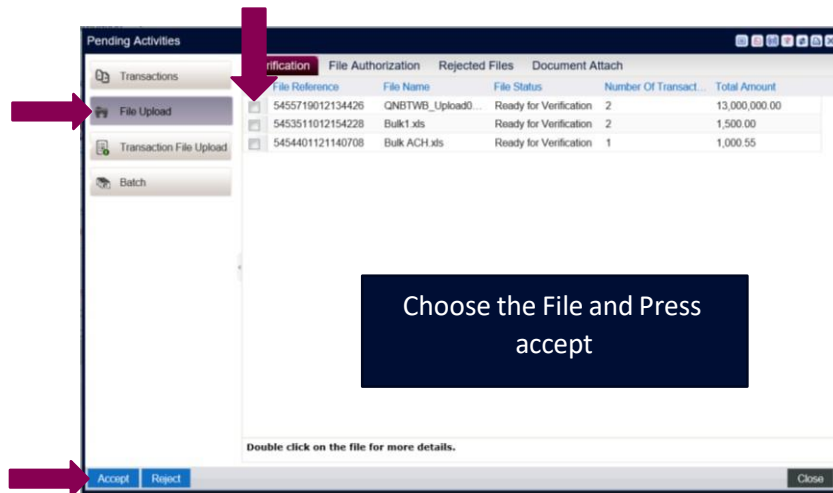


For more detail
Click twice on the requested file



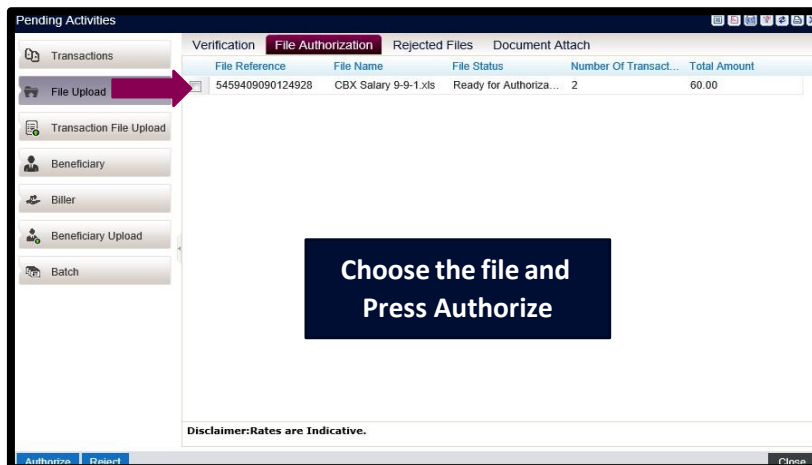
Salary file upload details display file uploaded name, date, amount, number of transactions, number of successful and failed transactions “throw error description Column you can define the reason’

Press Close
 After reviewing the details



Choose the File and Press accept

11. The file is now ready for approval by clicking on pending Activities/ File Upload



Choose the file and Press Authorize

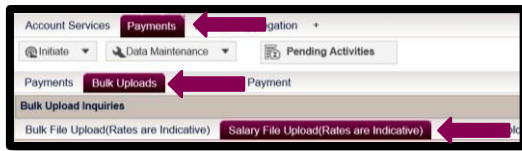
OTP/Token Code ✕

TOKEN PASSCODE*

**Enter the OTP password
Generated from the OTP Token**

Submit
Cancel

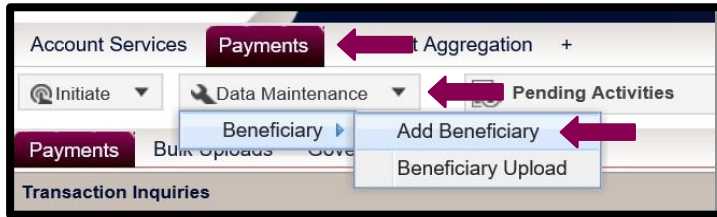
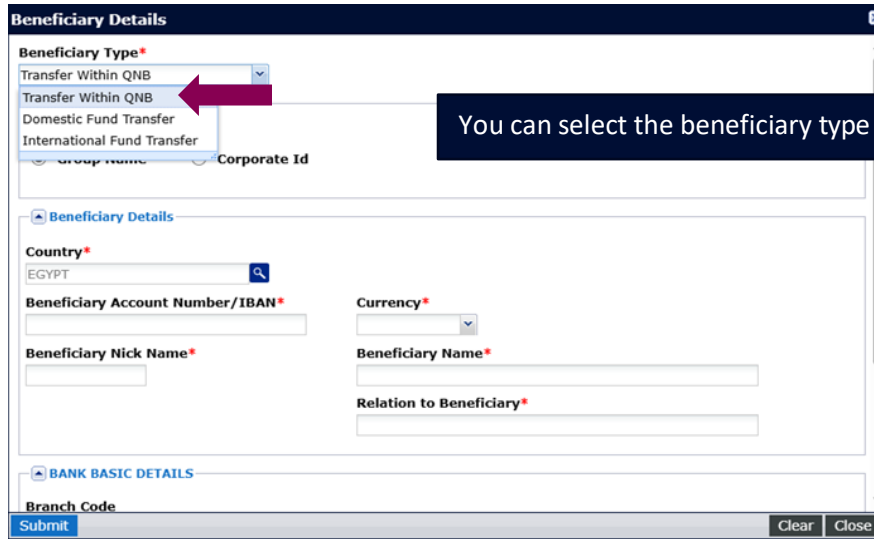
12. You can check salary file status by click on payments / bulk upload / salary file upload



Bulk File Upload(Rates are Indicative)		Salary File Upload(Rates are Indicative)		Beneficiary Upload		Transaction File Upload(Rates are Indicative)		
Actions	Country	File Reference	File Name	File Uploaded by	File Uploaded Date	Number Of Transactions	Total Amount	File Status
	EGYPT	5451327032150539	test.xlsx	ah	27-03-2022	--	0.00	Verification Failure
	EGYPT	5459127032150332	test.xlsx	ah	27-03-2022	--	0.00	Verification Failure
	EGYPT	545752002124115	123456.xls	Ti	20-03-2022	1	10,000.00	Sent to Bank

Add Beneficiaries

You can add your beneficiary to the deferent transfer types (Within QNB, Domestic fund transfer and International Bank transfer) through Payments – Data Maintenance – Add beneficiary

Beneficiary Details

Beneficiary Type*

- Transfer Within QNB
- Transfer Within QNB
- Domestic Fund Transfer
- International Fund Transfer

Beneficiary Details

Country*
EGYPT

Beneficiary Account Number/IBAN* **Currency***

Beneficiary Nick Name* **Beneficiary Name***

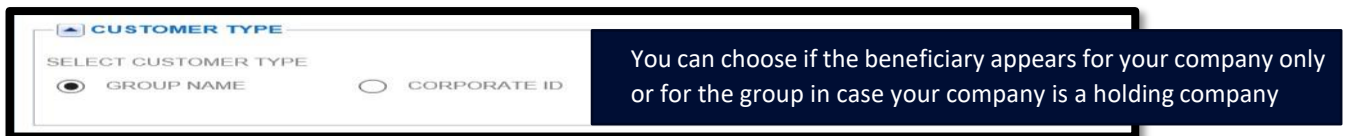
Relation to Beneficiary*

BANK BASIC DETAILS

Branch Code

Submit **Clear** **Close**

You can select the beneficiary type

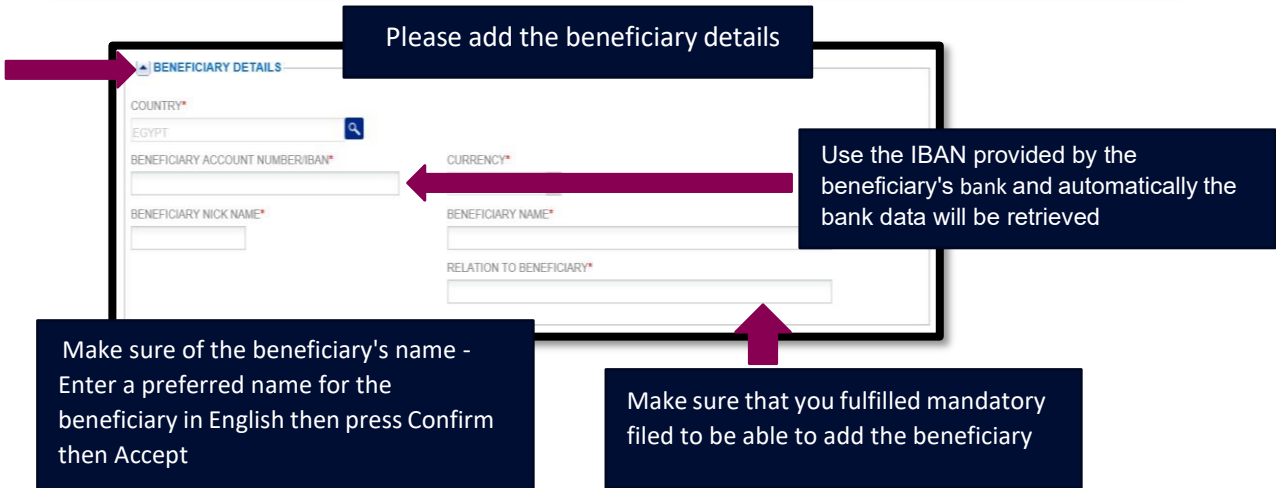


CUSTOMER TYPE

SELECT CUSTOMER TYPE

GROUP NAME **CORPORATE ID**

You can choose if the beneficiary appears for your company only or for the group in case your company is a holding company



Beneficiary Details

COUNTRY*
EGYPT

BENEFICIARY ACCOUNT NUMBER/IBAN* **CURRENCY***

BENEFICIARY NICK NAME* **BENEFICIARY NAME***

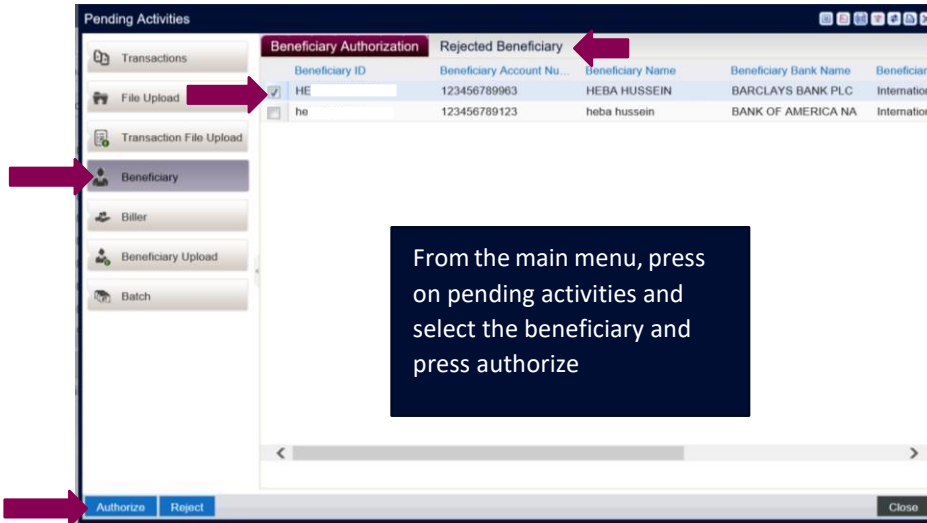
RELATION TO BENEFICIARY*

Please add the beneficiary details

Use the IBAN provided by the beneficiary's bank and automatically the bank data will be retrieved

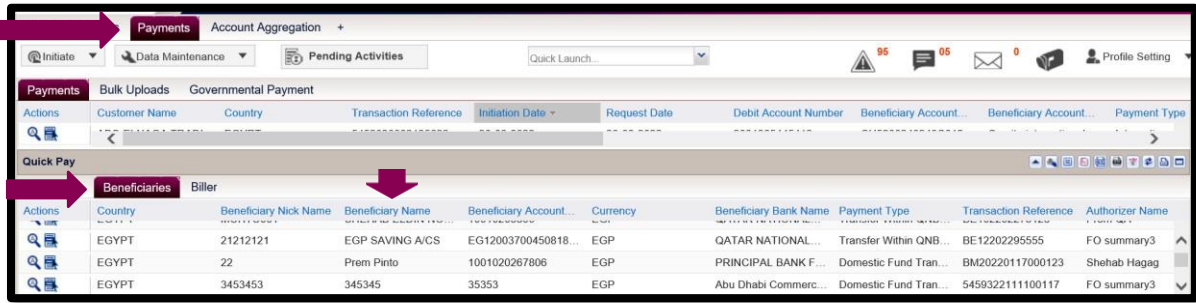
Make sure of the beneficiary's name - Enter a preferred name for the beneficiary in English then press Confirm then Accept

Make sure that you fulfilled mandatory filed to be able to add the beneficiary



Note:

You can view the beneficiary list through click on Payments – Beneficiaries to know beneficiary details and status, in addition you can delete or amend beneficiaries from this screen



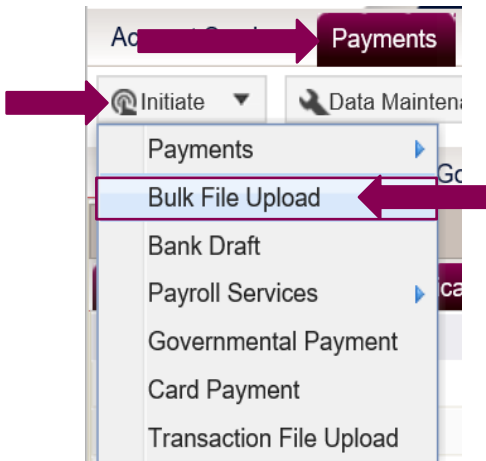
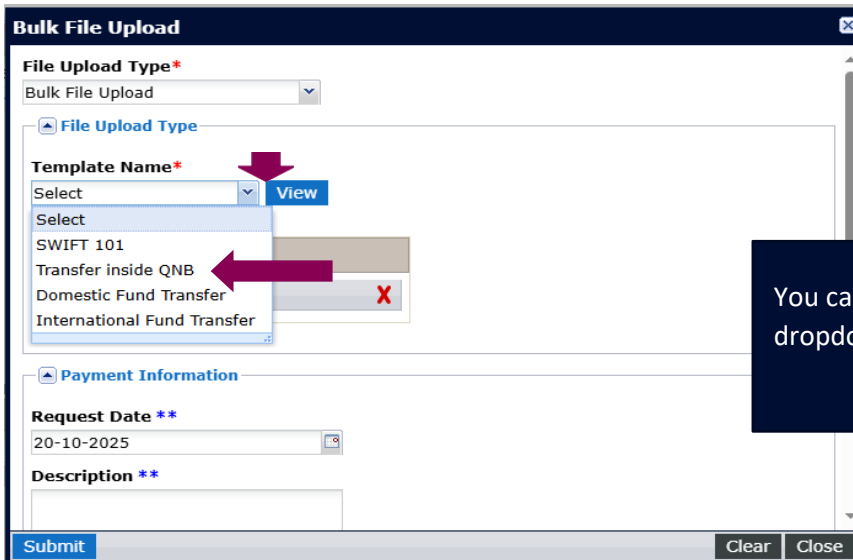
From the main menu, you can view the beneficiary list through press on payments, Select beneficiaries to know details and status, in addition you can delete or amend beneficiaries from this screen

Bulk file upload

Through the main page after your login to the system

Click on Payments/ Initiate

1. Choose from the drop menu press on Bulk file upload

You can select from the dropdown menu and press view

Swift 101	You can upload the file in terms of swift
Transfer inside QNB-EGYPT	Transfers to other opening accounts inside the bank
Domestic Fund Transfer (ACH)	Transfers to the local banks inside Egypt
International Fund transfer	Transfers outside Egypt through swift

Template Details

TEMPLATE NAME: Transfer inside QNB. DATE FORMAT: DD/MM/YYYY

FILE TYPE: Excel[.xls] FIELD SEPARATOR: Tilda(-)

DEBIT TYPE: Single Debit

Field Name	Data Type	Field Length	Mandatory	Sequence	Default value	Description
Beneficiary Name	CHAR	40	Y	1	--	Beneficiary Name
Beneficiary Acc...	CHAR	34	Y	2	--	
Payment Amount	CHAR	15	Y	3	--	
Transaction Cu...	CHAR	3	Y	4	--	
Customer Refe...	CHAR	16	N	5	--	
Purpose Of Pa...	CHAR	140	Y	6	--	

Download Close

The following screen will appear

Upon press on Load
The file from your device will be uploaded
Enter the data in the file and follow the codes in the below link


[FAQPAYMENT.PDF \(QNB.com\)](#)

Bulk File Upload

FILE UPLOAD TYPE*: Bulk File Upload

FILE UPLOAD TYPE: **FILE UPLOAD TYPE**

TEMPLATE NAME*: Swift Domestic Signle - EGYPT View

File Name*: Add... 

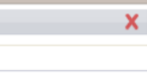
DEBIT INFORMATION

DEBIT ACCOUNT NUMBER*: DEBIT CURRENCY: COUNTRY: --

ACCOUNT NICK NAME: ACCOUNT NAME: ACCOUNT TYPE: --

Submit Clear Close

Bulk File Upload

File Name*: Add... 

DEBIT INFORMATION

DEBIT ACCOUNT NUMBER*: DEBIT CURRENCY: COUNTRY: --

ACCOUNT NICK NAME: ACCOUNT NAME: ACCOUNT TYPE: --

AVAILABLE BALANCE: --

PAYMENT INFORMATION

Submit Clear Close

- **Attach file – Verification - approve file from the Pending Activities**

Pending Activities

Transactions

File Upload

Transaction File Upload

Beneficiary

Billor

Beneficiary Upload

Batch

Verification

File Authorization

Rejected Files

Document Attach

File Reference	File Name	File Status	Number Of Transact...	Total Amount
5452808022073050	Bulk DFT Upload To...	Ready for Verification	3	450.00
5455719012134426	QNBTTWB_Upload0...	Ready for Verification	2	13,000,000.00

Press twice on the file for more details

Double click on the file for more details.

Accept Reject Close

Document Attach Details

FILE HEADER

REQUEST REFERENCE NUMBER	FILE NAME	TRANSACTION TYPE
5458223012123518	ACH121-3.xls	Bulk File Upload
FILE UPLOADED DATE	AMOUNT	STATUS
23-01-2022	9.00 EGP	Pending Document Attach
NUMBER OF TRANSACTIONS	NUMBER OF SUCCESSFUL TRANSACTIONS	NUMBER OF FAILED TRANSACTIONS
4	4	0

File Transactions(Rates are Indicative)

Attach Document	Transaction ID	Request Date	Account Number	Beneficiary Account...	Currency
Attach Document	5452201230412686	23-01-2022	246	0205001089165301...	EGP
Attach Document	5452201230412687	23-01-2022	246	0205001077416401...	EGP
Attach Document	5452201230412688	23-01-2022	246	0320125474310040	EGP
Attach Document	5452201230412689	23-01-2022	246	5277691589940098	EGP

Submit Close

Document Attach Details

FILE HEADER

REQUEST REFERENCE NUMBER	FILE NAME	TRANSACTION TYPE
5454401121140708		
FILE UPLOADED DATE		
01-12-2021		
NUMBER OF TRANSACTIONS		
1		

Attach Document

REFERENCE NUMBER	STATUS
5452112010412611	Ready for Document Attach

File Name

Add...

Customer Fulfillment Hub JDs_2.pdf

Submit Close

Submit Close

From the main menu, click on the pending activities, verify the file

Press Accept the file will be transferred to approval

File Reference	File Name	Transaction File Uplo...	Transaction File Uplo...	Number Of Transa...
5454102121161351	QNB_TWBSD_0212...	FO summary3	02-12-2021	1

Double click on the file for more details.

File Reference	File Name	File Status	Number Of Transact...	Total Amount
5456726012143532	Slary Upload new2.xls	Ready for Authoriza...	286	1,608,453.00

Bulk Uploads Governmental Payment

Bulk Upload Inquiries

Bulk File Upload(Rates are Indicative) Salary File Upload(Rates are Indicative)

You can follow up on the file through Payments –Download Bulk File - Bulk File Upload

Actions	Country	File Reference	File Name	File Uploaded by	File Uploaded Date	Number of Transact...	Total Amount	File Status
	EGYPT	5455714032120650	Bulk DFT Upload Te...	FO summary3	14-03-2022	3	603.00	Sent to Bank

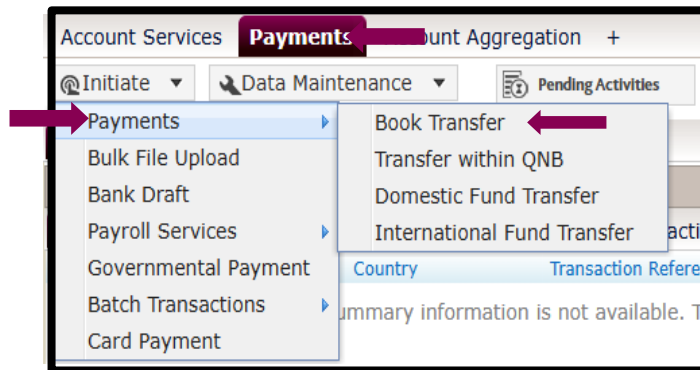
Transfers

Through the main page after your login to the system click on payment / initiate

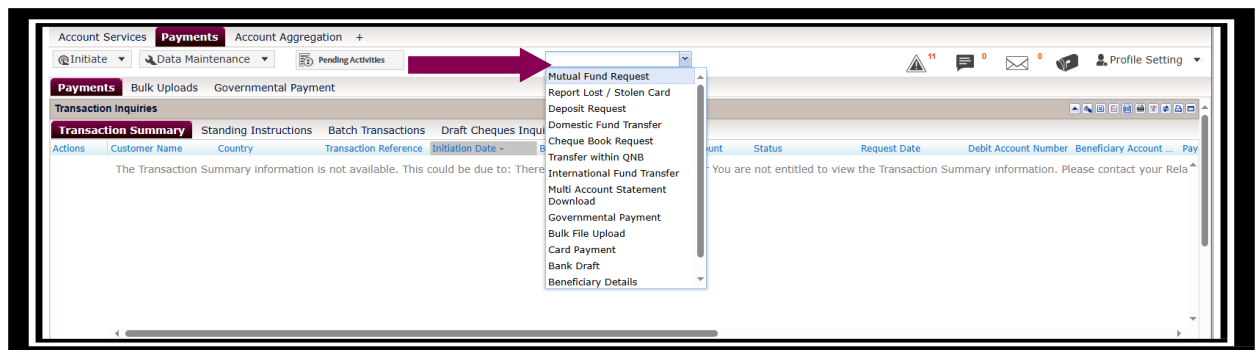
1. Choose from the menu transfer type you can perform as below:

- **Book transfer** (Transfers between the company accounts)
- **Transfer within QNB Egypt** (Transfers to beneficiaries inside the bank)
- **Domestic Fund Transfer** (Transfers to beneficiaries in local banks)
- **International Fund Transfer** (Transfers in Foreign currency for international banks)

Book transfer (Transfers between the company accounts)



(Or you can quick action drop menu)



1-Select debiting account number and credit account number and fulfill the form then press submit

Please make sure that there is sufficient balance in the account before completing the transfer process to avoid rejection of the transfer, bearing in mind that covering the account after issuing the transfer does not prevent its rejection

2. Review the transfer details and press Confirm

The reference number of the transaction will appear to you and the status is ready for approval by the authorized person

Confirmation

TRANSACTION REQUEST INFORMATION

Transaction Ref No: 5459109032131517
 Date/Time: 09-03-2022 13:04:14
 Status: Ready for Authorization
 Transaction Type: Book Transfer

TRANSACTION INFORMATION

Book Transfer has been submitted successfully.

Attach Document [Close]

You can add supportive document for your transactions throw attach document tab

Account Services **Payments** Account Aggregation +

Initiate Data Maintenance Pending Activities

Payments Bulk Uploads Governmental Payment

Transaction Inquiries

Actions	Account	Payment Type	Payment Amount	Payment Currency	Debit Amount	Debit Currency	Payment Tracking...	Created By	Customer Reference	Status	Reject Reason
🔍	la, la m...	International Fund T...	15.00	EUR	15.00	EUR	--	ahm		Ready for Author...	--
🔍	la, la m...	International Fund T...	15.00	EUR	15.00	EUR	--	ahm		In Process at Bank	--
🔍		Domestic Fund Tran...	13.00	EGP	13.00	EGP	--	ahm		Ready for Batch	--
🔍		Domestic Fund Tran...	13.00	EGP	13.00	EGP	--	ahm		Ready for Batch	--
🔍		Domestic Fund Tran...	13.00	EGP	13.00	EGP	--	ahm		Ready for Batch	--
🔍	5	Domestic Fund Tran...	12.00	EGP	12.00	EGP	--	ahm		Ready for Batch	--

The status of the transfer will appear on the Payments page below the transaction summary on the right of the screen

3. From the main menu, click on the pending activities to choose the process you want to approve

Account Services **Payments** Account Aggregation +

Initiate Data Maintenance **Pending Activities**

Payments Bulk Uploads Governmental Payment

Transaction Inquiries

Pending Authorization

Transaction Reference	Transaction Type	Created By	Transaction Submits	Status
5459109032131517	Book Transfer	FC	09-03-2022 13:16:11	Ready for Author...
5456109032114324	Book Transfer	FC	09-03-2022 11:49:20	Ready for Author...
5454701032113217	International Fund Tr...	FC	01-03-2022 11:32:28	Ready for Author...
5454701032119722	International Fund Tr...	FC	01-03-2022 11:07:33	Ready for Author...
5450514022119618	Bill Payment	SN	14-02-2022 15:04:27	Ready for Author...
5450514022149825	Bill Payment	SN	14-02-2022 14:59:37	Ready for Author...
5457814022148537	Bill Payment	SN	14-02-2022 14:56:11	Ready for Author...
5455214022142449	Bill Payment	SN	14-02-2022 14:24:58	Ready for Author...
545114022141901	Bill Payment	FC	14-02-2022 14:17:16	Ready for Author...
5453414022141040	Bill Payment	SN	14-02-2022 14:11:03	Ready for Author...
545514022140497	Bill Payment	SN	14-02-2022 14:09:07	Ready for Author...
5459814022119426	Bill Payment	SN	14-02-2022 13:56:56	Ready for Author...
545314022135108	Bill Payment	SN	14-02-2022 13:52:20	Ready for Author...
5455014022134433	Bill Payment	SN	14-02-2022 13:44:42	Ready for Author...
5450614022133722	Bill Payment	SN	14-02-2022 13:37:30	Ready for Author...
545814022133038	Bill Payment	SN	14-02-2022 13:32:52	Ready for Author...
5451714022132844	Bill Payment	SN	14-02-2022 13:28:57	Ready for Author...
5454214022132509	Bill Payment	SN	14-02-2022 13:25:26	Ready for Author...

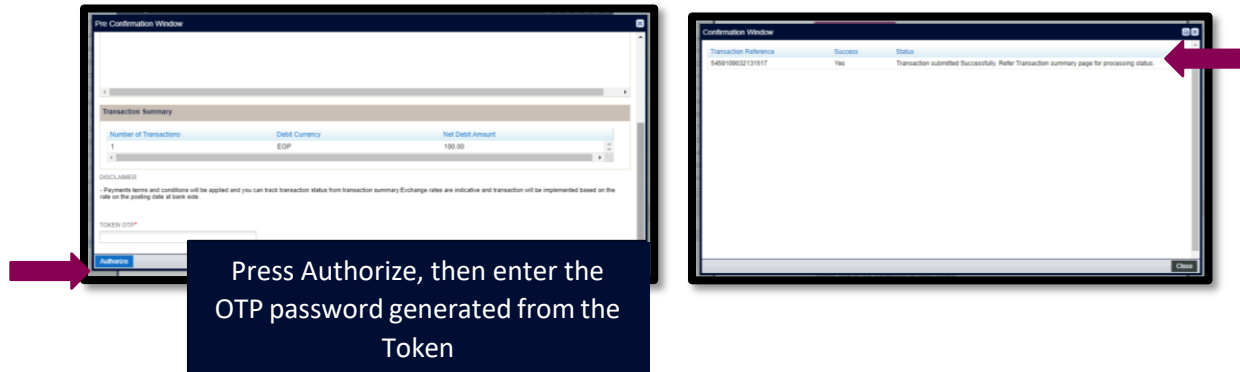
Confirmation

If any transaction crossed the cut-off time, it will be processed on the next business day
 Please verify the cut-off time before approving the transaction(s).
 *Rate are information purposes only and subject to change at the time of transaction posting.
 *Do you want to proceed?

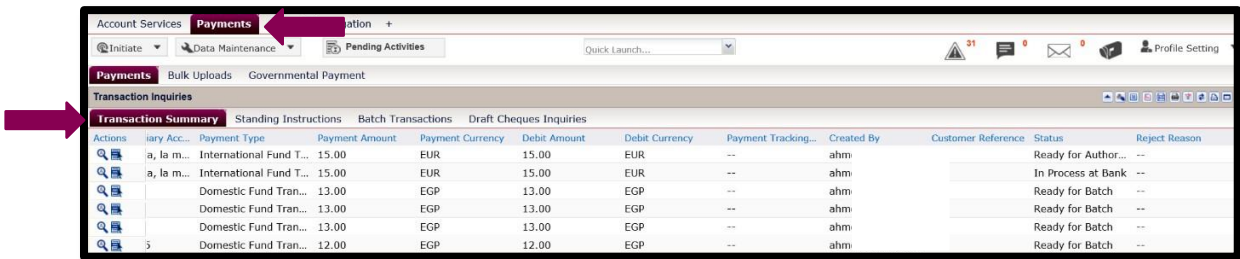
Yes No

Choose the required transaction and press authorize

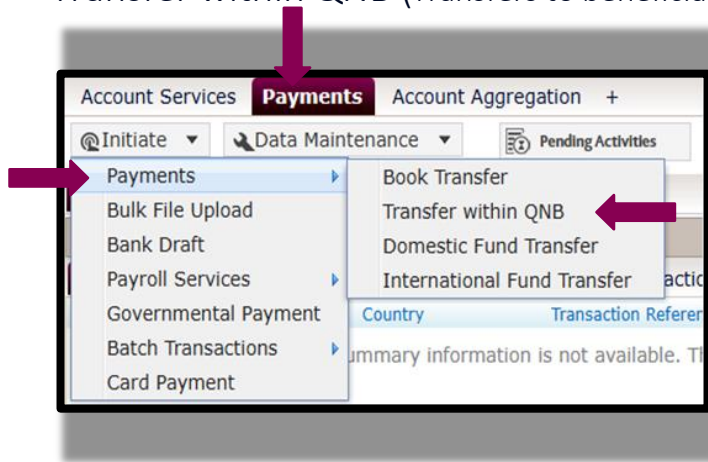
4. A pre-confirmation screen will appear for you to view, click on the reference number for more details



5. To follow the status of the file from the main menu, choose Payments and click on Transaction Summary



Transfer within QNB (Transfers to beneficiaries inside the bank)



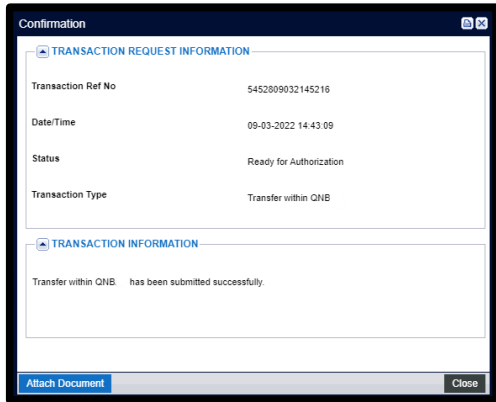
1. Enter the transfer details

- Fulfill transfer within QNB transfer form and press submit
- If you use the bank account number, the client name will appear to you

- If the beneficiary is "new", please enter the new beneficiary's data
- If you have added the beneficiary previously, you can choose the beneficiary from the list of beneficiaries

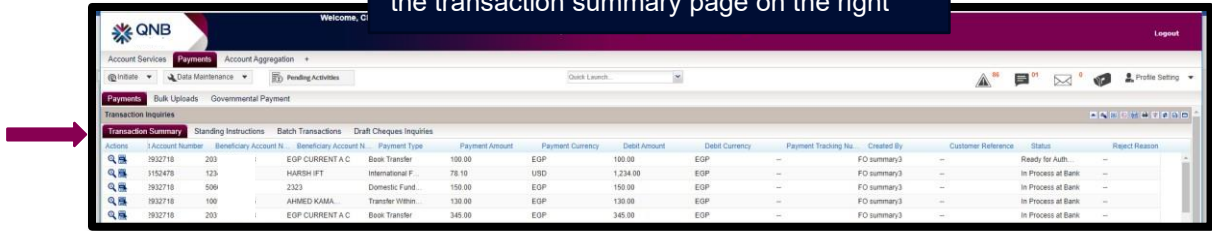
Country	Beneficiary Name	Account Number	Currency	Bank Name
EGYPT	Biko	AHMED KAMA...	EGP	QATAI
EGYPT	MUT1002	ARKAS EGYPT...	EGP	Qatar
EGYPT	21212121	EGP SAVING...	EGP	QATAI
EGYPT	MUHTU001	SHEHAB ELDI...	EGP	QATAI

2. Review and confirm the transfer

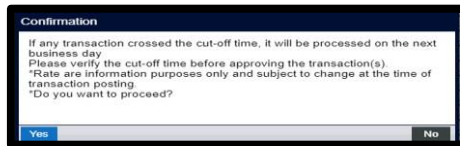
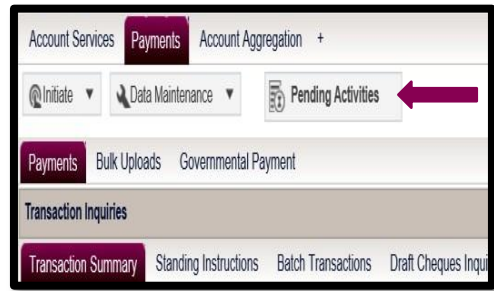
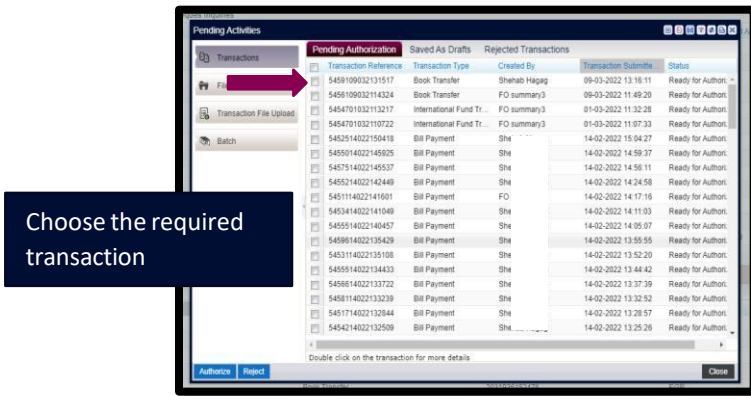


The reference number of the transaction will appear to you and the status is ready for approval by the authorized person

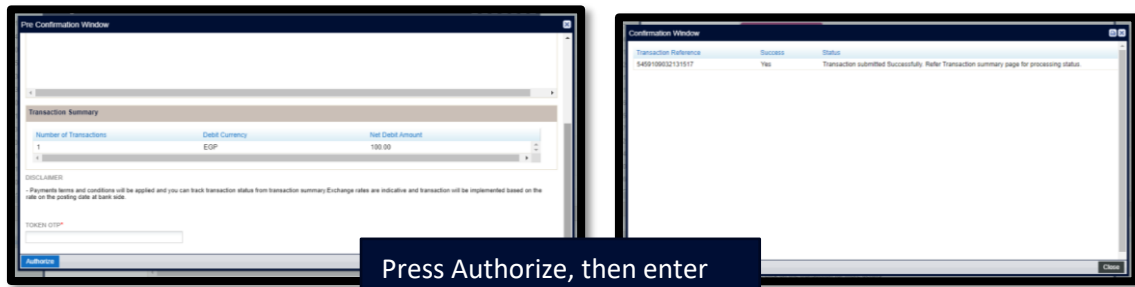
The status of the transfer will be available in the transaction summary page on the right



3. From the main menu, click on the pending activities to choose the transaction you want to approve

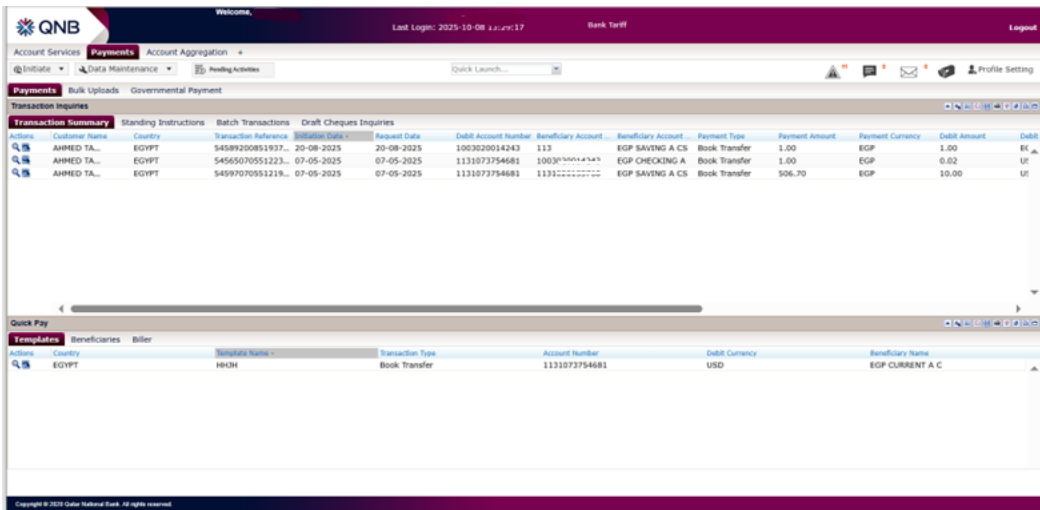


4. pre-confirmation screen will appear, click on the reference number for more details

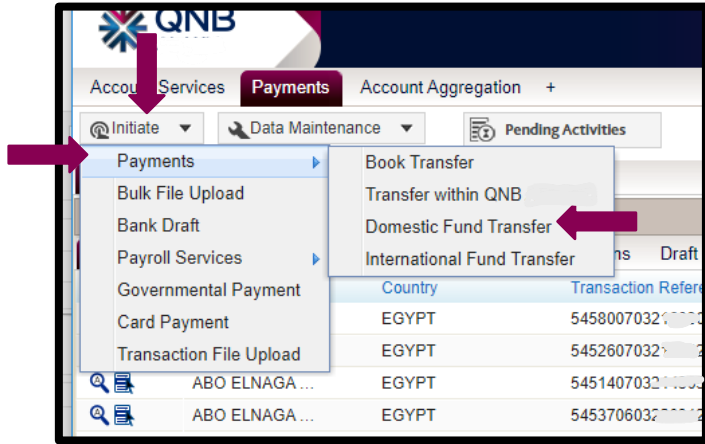


Press Authorize, then enter the OTP password generated from the Token

5. To follow the status of the file from the main menu, choose Payments and click on Transaction Summary



Domestic Fund Transfer (Transfers to beneficiaries in local banks)



1. Enter transfer details

The screenshot shows the 'Domestic Fund Transfer' form. Red arrows point to the following fields: 'COUNTRY*', 'CURRENCY*', 'SWIFT CODE', 'ADDRESS LINE 1*', 'PAYMENT AMOUNT', 'DEBIT AMOUNT', 'SCHEDULE STANDING INSTRUCTION', 'PURPOSE OF TRANSFER*', and 'PAYMENT DETAILS'.

- If the beneficiary is "new", please enter the new beneficiary's data
- If you have added the beneficiary previously, you can choose the beneficiary from the list of beneficiaries

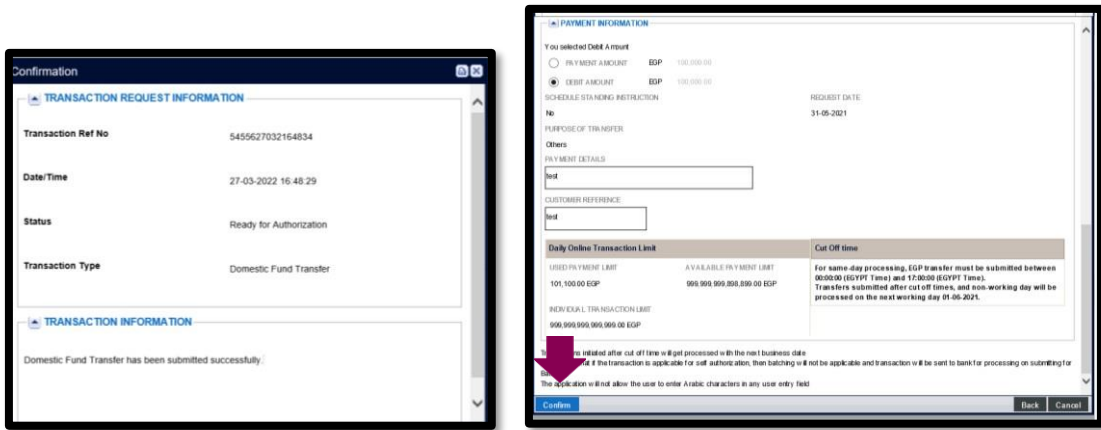
Country	Beneficiary Nick...	Beneficiary Name	Account Number	Currency	Bank Name
EGYPT	Biko	AHMED KAMAL...	1001	EGP	QATAR NATION
EGYPT	MULT1002	ARKAS EGYPT...	2031	EGP	Qatar National E
EGYPT	21212121	EGP SAVING A/C...	EGP	EGP	QATAR NATION
EGYPT	MULTU001	SHEHAB ELDIN...	1001	EGP	QATAR NATION

The screenshot shows the 'Domestic Fund Transfer' form. A red arrow points to the 'BENEFICIARY ACCOUNT NUMBER/IBAN*' field.

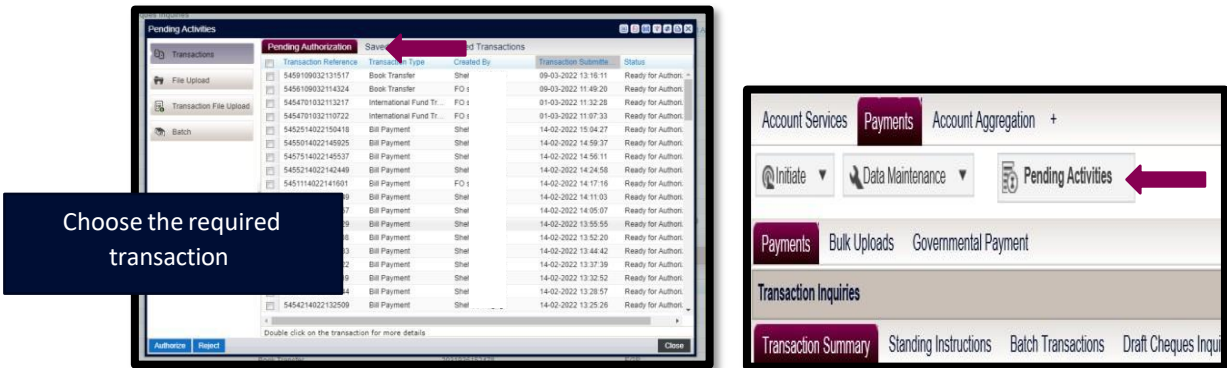
- You can use the international account number, or the account number provided by the beneficiary's bank
- In case of using the international account number IBAN the beneficiary bank and the branch code will be identified automatically

2. Press on confirm after reviewing the transfer fields

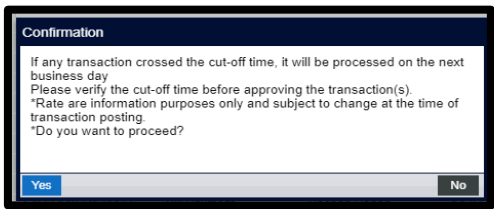
The transaction summary will appear, click on Confirm to proceed



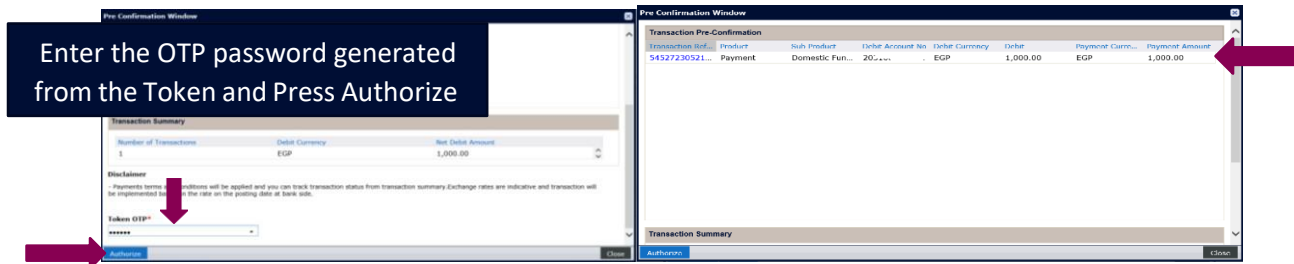
3. From the main menu, click on the pending activities to choose the transaction you want to approve



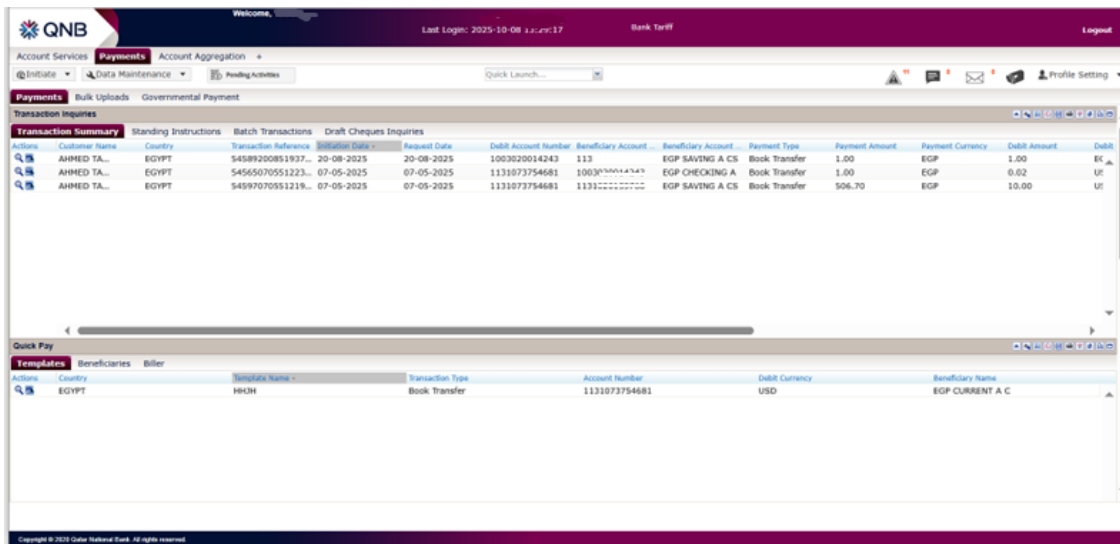
Choose the required transaction



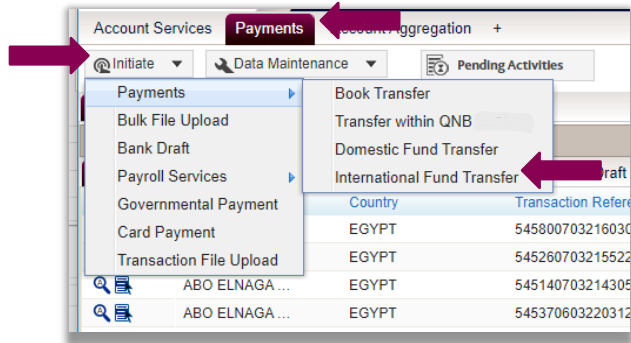
4. A pre-confirmation screen will appear, click on the reference number for more details



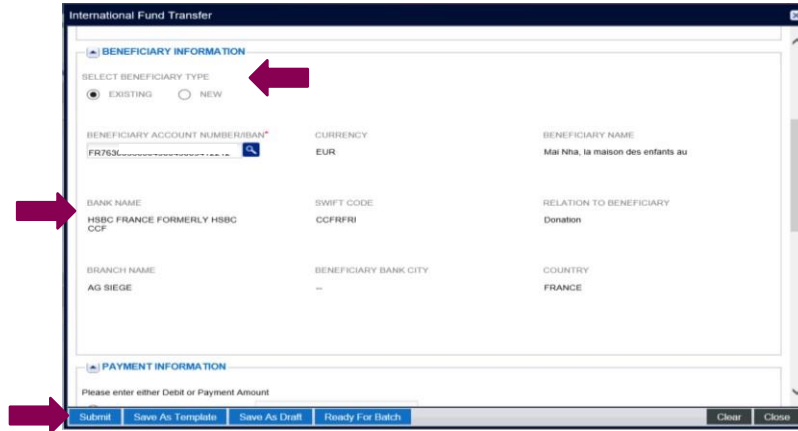
5. To follow the status of the file from the main menu, choose Payments and click on Transaction Summary



International Fund Transfer (Transfers in Foreign currency)



1- Enter the transfer details and press submit



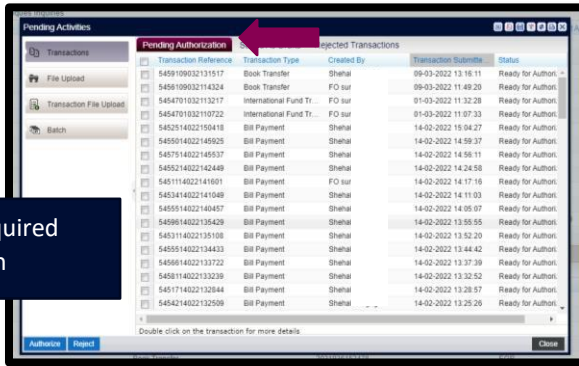
Upon using the international account number IBAN the beneficiary bank info will be identified automatically

2- Press on confirm after fulfilling the required transfer fields

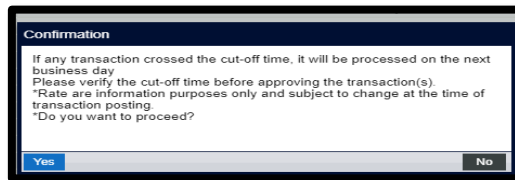
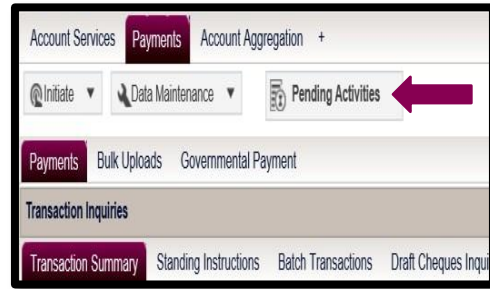


When you enter the transaction amount in EGP or in foreign currency, the equivalent value will appear to you based on the exchange rate during the completion of the transaction for reference

3. From the main menu, click on the pending activities and select the transaction you want to approve

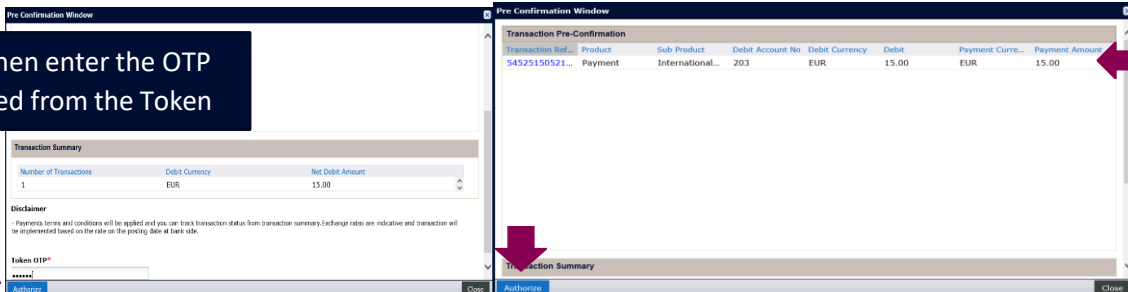


Choose the required transaction

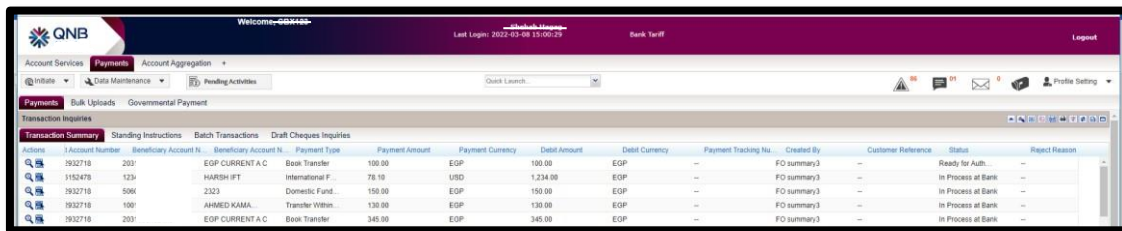


4. A pre-confirmation screen will appear, click on the reference number for more details

Press Authorize then enter the OTP password generated from the Token

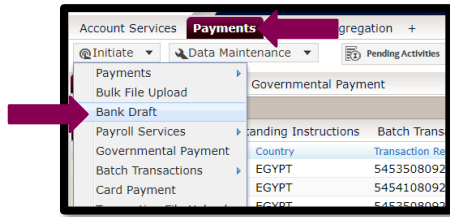


5. To follow the status of the file from the main menu, choose Payments and click on Transaction Summary



Bank draft request

Through the main page after your login to the system
Click on Payments/ bank draft



1- Enter the bank draft details, and press submit

Debit Information*

Debit Account Number*	Currency	Country
2021	EGP	EGYPT
Account Name	Account Type	Account Nick Name
EGP CURRENT A C	CURRENT ACCOUNT	TORO
Available Balance	+291,965.90 EGP	

Beneficiary Information

Currency: EGP
Payee Name*: CO HQRD HC

Payment Information*

Please enter either Debit or Payment Amount

Payment Amount EGP 15,000.00
 Debit Amount EGP 15,000.00

Request Date*: 12-09-2022

Delivery Mode*: All Branch
Collection branch **: TAINTA

Authorized Person Name*: MR TODF HEGG
Authorized Person ID*: 24200

Purpose And Relation*: BUY GOODS |

Daily Online Transaction Limit

You can choose which branch you want to receive the cheque

2- Press on confirm after reviewing the bank draft details

Review and Confirmation Bank Draft

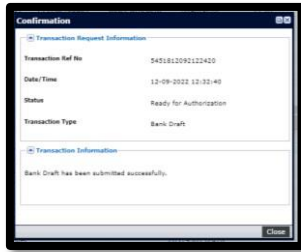
Transaction Information

Transaction Reference	Transaction Status	Created By
9451812092122420	Pending Confirmation	ahmed.ahmed@qnb.com.eg
Initiation date	12-09-2022 12:24:21	

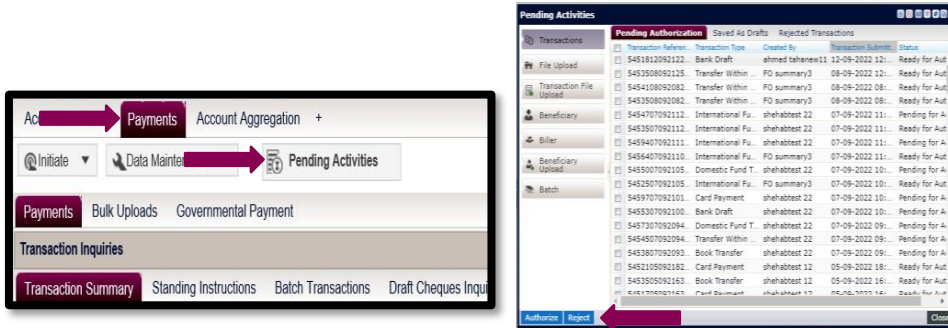
Debit Information*

Debit Account Number	Currency	Country
2021	EGP	EGYPT
Account Name	Account Type	Account Nick Name
EGP CURRENT A C	CURRENT ACCOUNT	TORO
Available Balance	+291,940.90 EGP at 12-09-2022 12:24:40	

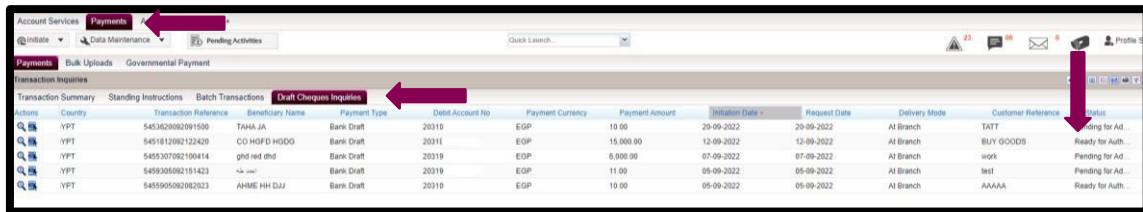
3- Confirmation message will appear



4- From the main menu, click on the pending activities to choose the transaction you want to approve

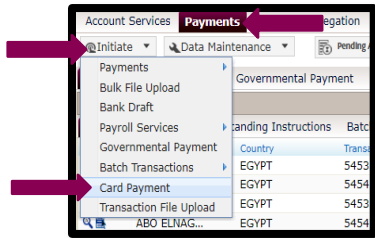


5-To follow the status of the file from the main menu, choose Payments and click on Draft Cheques Inquiries



Settle credit card

Through the main page after your login to the system
From Payments press initiate and select Card payment



1- Fulfill the data in the card payment request and press submit

A screenshot of the 'Card Payment' form. The form is divided into several sections: Debit Information, Card Information, and Payment Information. Red arrows point to various fields, and blue callout boxes provide instructions:

- Debit Information:** A red arrow points to the 'Debit Account Number' field, with a callout box saying 'Select debit account'.
- Card Information:** A red arrow points to the 'Card Number' field, with a callout box saying 'Select credit card required to be settled.'
- Payment Information:** A red arrow points to the 'Payment Amount' field, with a callout box saying 'Enter settlement amount.'
- At the bottom, a red arrow points to the 'I agree with terms and conditions' checkbox, with a callout box saying 'Accept the terms & conditions.'

At the bottom of the form, there are 'Submit' and 'Clear' buttons.

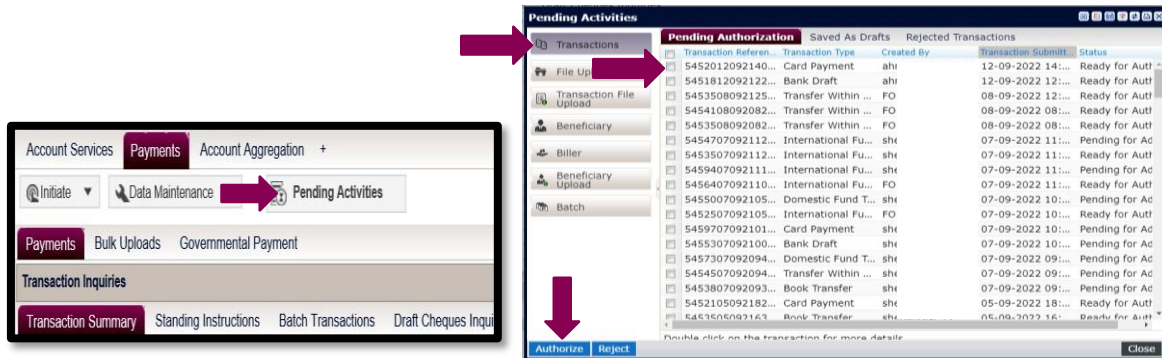
2- Review and confirm the request and press confirm

A screenshot of the 'Review and Confirmation - Card Payments' screen. It displays transaction details:

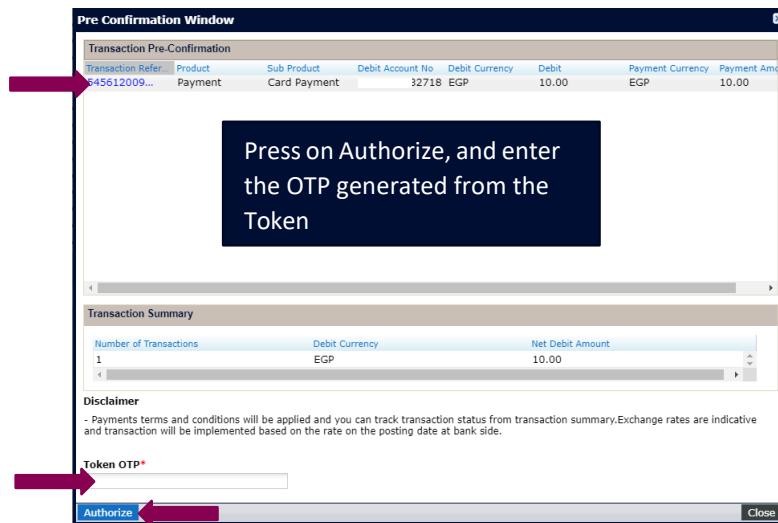
- Transaction Information:** Transaction Reference: 9432021202140405, Transaction Status: Pending Confirmation, Created By: ahmed.sahawi11.
- Initiation date:** 12-09-2022 14:04:05.
- Debit Information:** Debit Account Number: 303102932718, Currency: EGP, Country: EGYPT. Account Name: EGP CURRENT A.C, Account Type: CURRENT ACCOUNT, Account Nick Name: ...
- Available Balance:** -19,756.88 EGP at 12-09-2022 14:04:45.

A red arrow points to the 'Confirm' button at the bottom left of the screen.

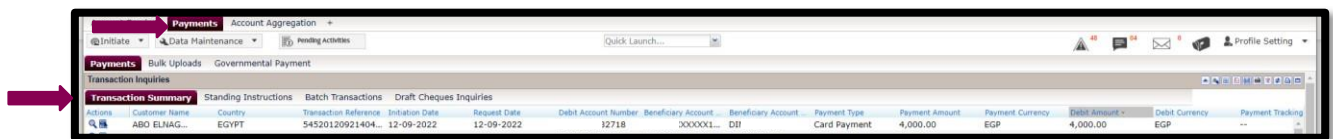
3- from the main menu press on Pending activities to select the transaction to be validated



4- A pre-confirmation screen will appear, click on the reference number for more details



5- To follow up on the file status from the main menu click on payment and press transaction Summary

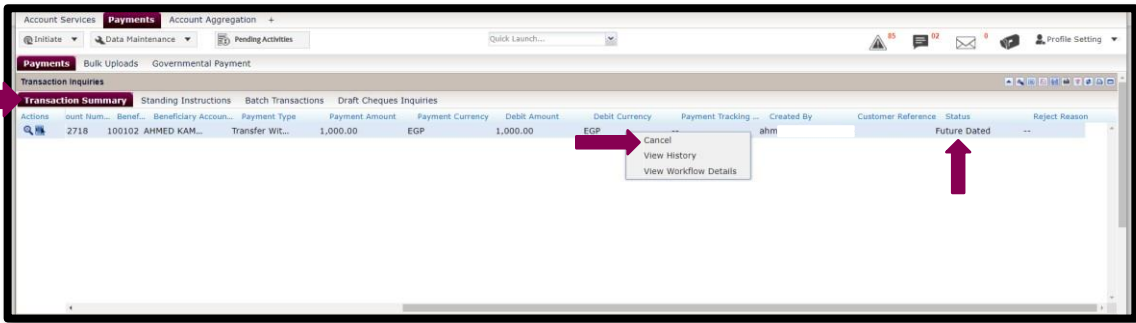


Future dated cancelation

Through the main page after your login to the system

From Payments press transaction summary

- 1- Select from transaction summary future dated transaction required to cancel by press right click



- 2- Cancel transaction screen will display to review and press submit

Cancel Transaction

Debit Information

Debit Account Number	Currency	Country
20 8	EGP	EGYPT
Account Name	Account Type	Account Nick Name
EGP CURRENT A C	CURRENT ACCOUNT	--
Available Balance	IBAN	
-69,756.68 EGP	EG240 R 271	

Beneficiary Information

Select Beneficiary Type
Existing

Beneficiary Account Number/IBAN	Currency	Beneficiary Name
1001	EGP	ARMED KAMAL BAKER HASSAN
Country	Relation to Beneficiary	
EGYPT	NA	

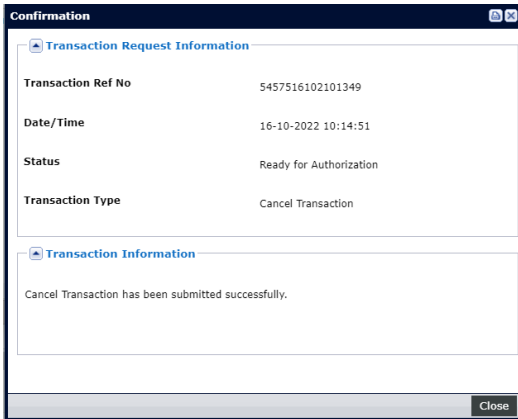
Payment Information

Please enter either Debit or Payment Amount

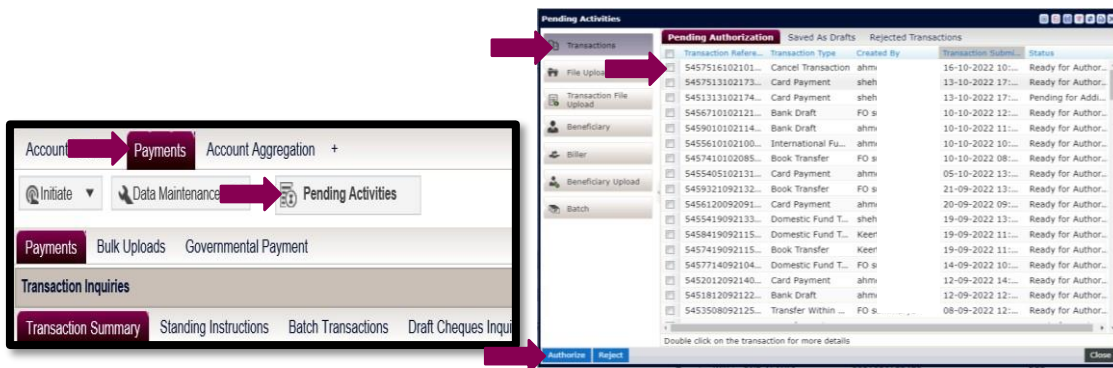
Payment Amount EGP 1,000.00

Debit Amount EGP 1,000.00

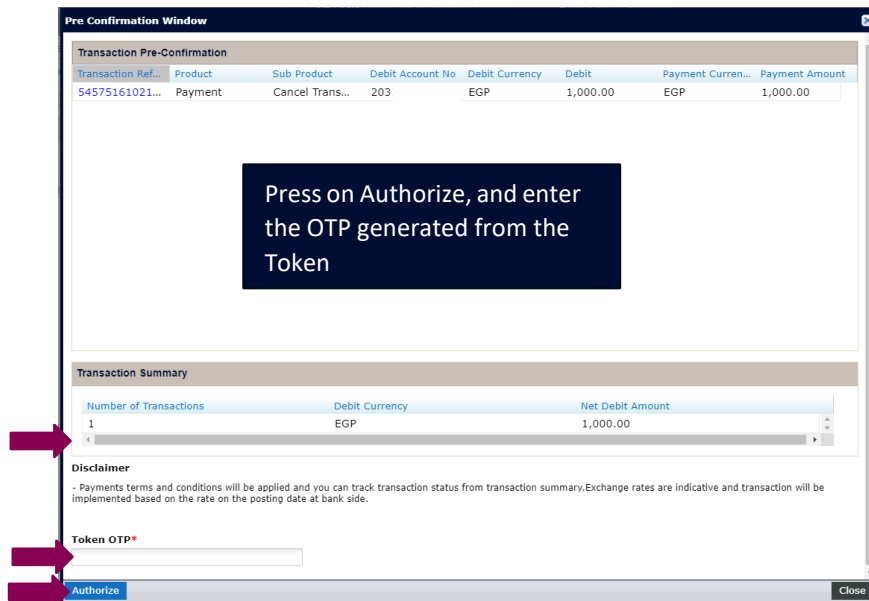
Submit **Close**



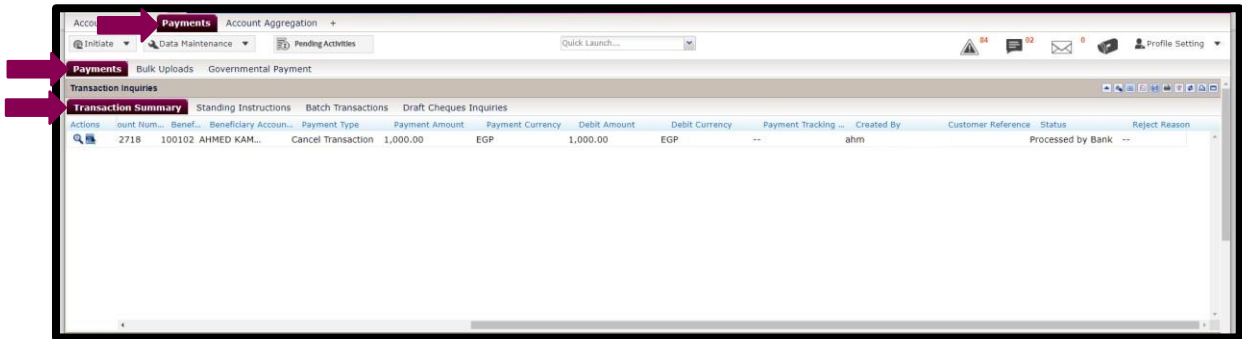
3- from the main menu press on Pending activities to select the transaction to be canceled



4- A pre-confirmation screen will appear, click on the reference number for more details



- 5- To follow up on the file status from the main menu click on payment and press transaction Summary



Account Services

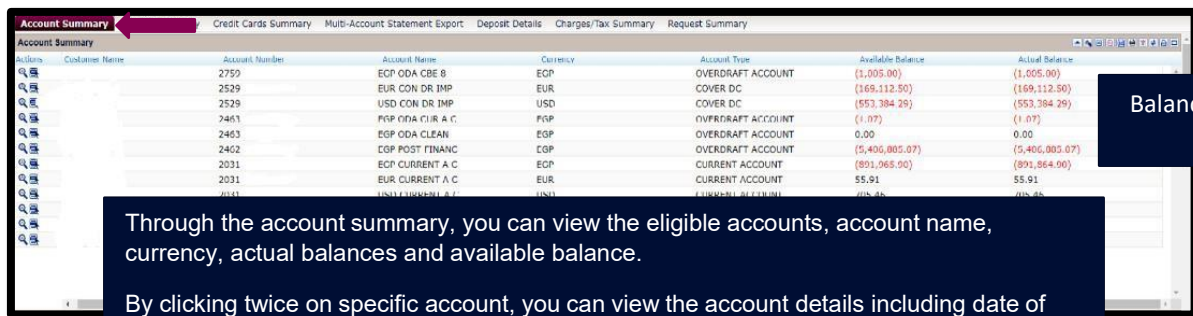
This page includes the company's accounts and online balances such as (account summary – Cheque details - loan summary - credit card summary - multiple account statement report – deposit summary - transaction summary)

Account summary

Through the main page after your login to the system

From Account Service Press Account summary

1- All Eligible accounts will be available in account summary screen



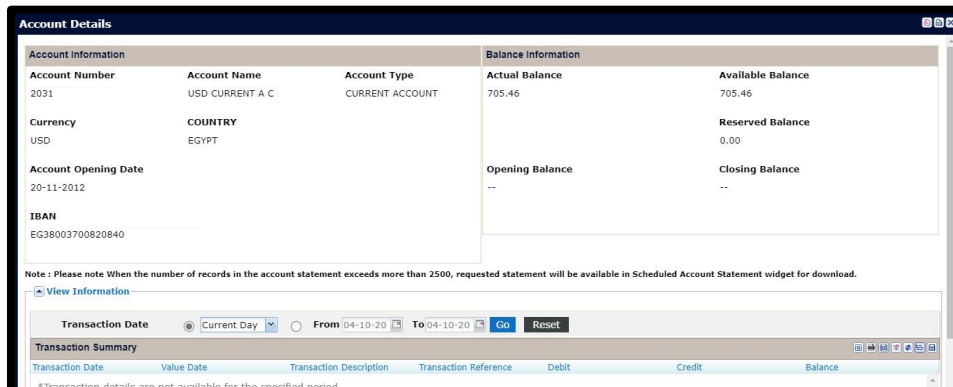
Account Number	Account Name	Currency	Account Type	Available Balance	Actual Balance
2759	EGP ODA CBE 8	EGP	OVERDRAFT ACCOUNT	(1,005.00)	(1,005.00)
2529	EUR CON DR IMP	EUR	COVER DC	(169,112.50)	(169,112.50)
2529	USD CON DR IMP	USD	COVER DC	(553,384.25)	(553,384.25)
2461	EGP ODA CLIR A C	EGP	OVERDRAFT ACCOUNT	(1.07)	(1.07)
2463	EGP ODA CLEAN	EGP	OVERDRAFT ACCOUNT	0.00	0.00
2462	EGP POST FINANC	EGP	OVERDRAFT ACCOUNT	(5,406,005.07)	(5,406,005.07)
2031	EGP CURRENT A C	EGP	CURRENT ACCOUNT	(891,864.90)	(891,864.90)
2031	EUR CURRENT A C	EUR	CURRENT ACCOUNT	55.91	55.91

Balance Are Up to date

Through the account summary, you can view the eligible accounts, account name, currency, actual balances and available balance.

By clicking twice on specific account, you can view the account details including date of account opening, balances and IBAN ... ETC. and you can have an account statement and print it for a specific period of time

2- For more account details, double click on the required account for extra details



Account Information			Balance Information	
Account Number	Account Name	Account Type	Actual Balance	Available Balance
2031	USD CURRENT A C	CURRENT ACCOUNT	705.46	705.46
Currency	COUNTRY			Reserved Balance
USD	EGYPT			0.00
Account Opening Date		Opening Balance		Closing Balance
20-11-2012	
IBAN	EG38003700820840			

Note : Please note When the number of records in the account statement exceeds more than 2500, requested statement will be available in Scheduled Account Statement widget for download.

Transaction Date: Current Day | From: 04-10-20 | To: 04-10-20 | Go | Reset

Transaction Date	Value Date	Transaction Description	Transaction Reference	Debit	Credit	Balance
*Transaction details are not available for the specified period..						

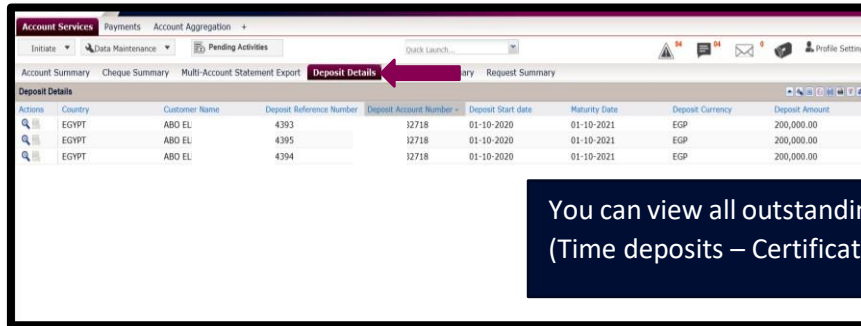
By clicking twice on specific account, you can view the account details including account opening date, balances, reserved amount, ODA limit and IBAN ... ETC. and you can have an account statement and print it for a specific period.

Deposit summary

Through the main page after your login to the system

From Account Service Press Deposit Details

- 1- All outstanding deposit products will be available in deposit summary screen



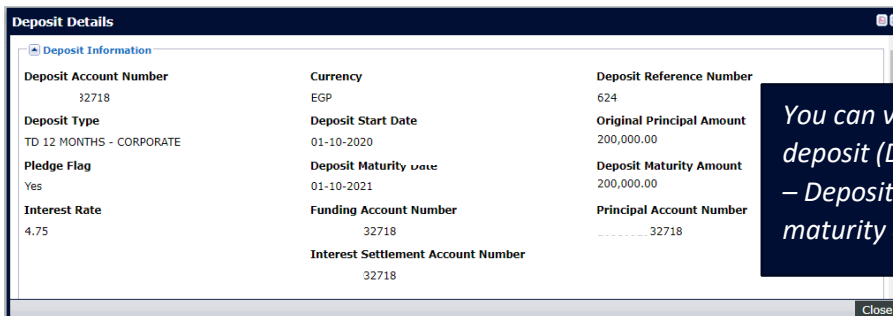
The screenshot shows the 'Deposit Details' section of the Account Services interface. A table lists three deposit products with the following data:

Actions	Country	Customer Name	Deposit Reference Number	Deposit Account Number	Deposit Start date	Maturity Date	Deposit Currency	Deposit Amount
	EGYPT	ABO EL	4393	32718	01-10-2020	01-10-2021	EGP	200,000.00
	EGYPT	ABO EL	4395	32718	01-10-2020	01-10-2021	EGP	200,000.00
	EGYPT	ABO EL	4394	32718	01-10-2020	01-10-2021	EGP	200,000.00

A red arrow points to the 'Deposit Details' tab in the navigation bar.

You can view all outstanding Deposits details (Time deposits – Certificate of deposits)

- 2- For more deposit details, double click on the required deposit for extra details



The screenshot shows the 'Deposit Details' dialog box with the following information:

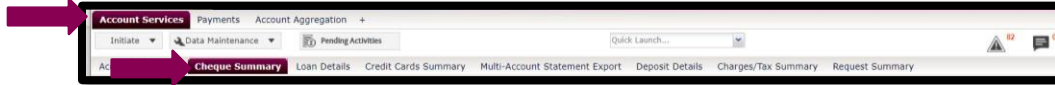
Deposit Account Number 32718	Currency EGP	Deposit Reference Number 624
Deposit Type TD 12 MONTHS - CORPORATE	Deposit Start Date 01-10-2020	Original Principal Amount 200,000.00
Pledge Flag Yes	Deposit Maturity Date 01-10-2021	Deposit Maturity Amount 200,000.00
Interest Rate 4.75	Funding Account Number 32718	Principal Account Number 32718
	Interest Settlement Account Number 32718	

You can view Deposits details for specific deposit (Deposit account no – Deposit amount – Deposit start date – implementation date – maturity date interest date ... etc.)

Cheque Summary

Through the main page after your login to the system

From Account Service Press cheque summary



From Defined Cheque Inquiry

Country	Account Currency	Account Number	Cheque Number	Cheque Received Date	Cheque Amount
EGYPT	EGP	244	1	18-06-2020	19,777.00
EGYPT	EGP	244	2	18-06-2020	53,480.00
EGYPT	EGP	244	3	18-06-2020	32,096.00
EGYPT	EGP	244	1	18-06-2020	350,000.00
EGYPT	EGP	244	4	18-06-2020	55,170.00
EGYPT	EGP	244	1	18-06-2020	9,180.00
EGYPT	EGP	244	1	18-06-2020	150,000.00
EGYPT	EGP	244	1	18-06-2020	230,244.00
EGYPT	EGP	244	4	18-06-2020	55,170.00
EGYPT	EGP	244	5	17-06-2020	73,330.00
EGYPT	EGP	244	5	17-06-2020	15,144.00
EGYPT	EGP	244	1	17-06-2020	224,799.00
EGYPT	EGP	244	4	16-06-2020	31,854.00
EGYPT	EGP	244	1	11-06-2020	7,601.00
EGYPT	EGP	244	3	11-06-2020	47,539.00
EGYPT	EGP	244	2	11-06-2020	21,200.00

Paid Cheques:
You can view paid Cheques – payment account – Cheque number – amount –

Customer Cheque Inquiry

Country	Account Number	Account Currency	Cheque Number	Cheque Amount	Payee Name	Cheque Status	Cheque Paid Date
EGYPT	2461	EGP	429	18,246.00	---	PAID	17-06-2020
EGYPT	2461	EGP	429	47,464.00	---	PAID	16-06-2020
EGYPT	2461	EGP	429	62,750.00	---	PAID	15-06-2020
EGYPT	2461	EGP	429	1,402,963.00	---	PAID	07-06-2020
EGYPT	2461	EGP	429	25,100.00	---	PAID	04-06-2020
EGYPT	2461	EGP	429	140,050.00	---	PAID	03-06-2020
EGYPT	2461	EGP	429	4,476,000.00	---	PAID	03-06-2020

Cheques under collection:
You can view Cheques under collection with future dates (Collection Account - Cheque Date - Cheque Amount - Cheque Number... etc.)

Loan summary

Through the main page after your login to the system
From Account Service Press Loan summary

You can view the company's granted loans and the total amounts.

Actions	Country	Loan Account Number	Loan Reference Number	Loan Type	Loan Currency
	EGYPT	1414I	359773	PERSONAL LOAN	EGP
	EGYPT	1414I	612825	CASH LOAN	EGP
	EGYPT	1414I	603322	CASH LOAN	EGP

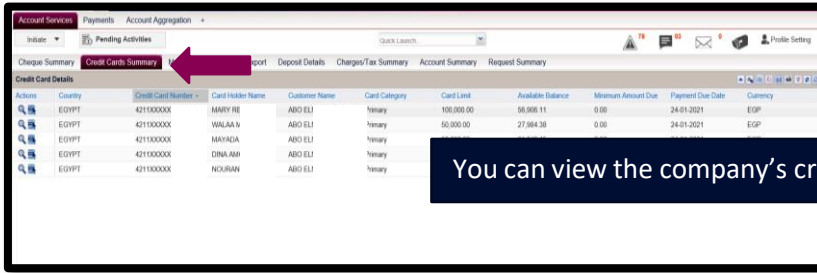
Loan Details

Actions	Country	Loan Account Number	Loan Reference Number	Loan Type	Loan Currency	Loan Start Amount
	EGYPT	2476I	808042	ACT	EGP	404,944.25

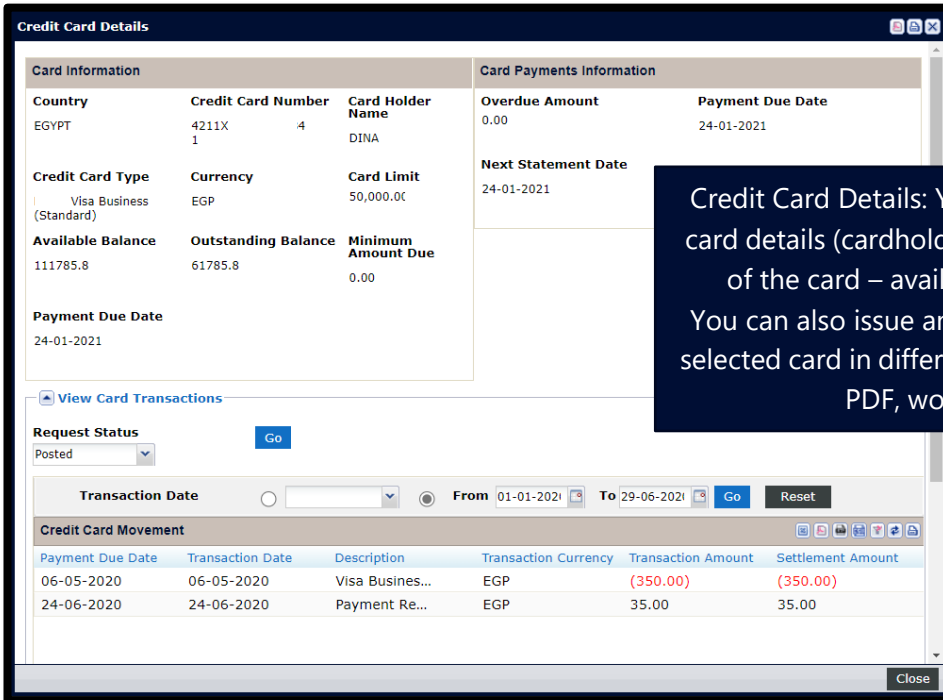
Loan Details: You can see the details of the loan you want to inquire about (Loan number - date of the start and expiry of the loan - interest rate - date of the next installment etc.

Loan Information		
LOAN ACCOUNT NUMBER	LOAN REFERENCE NUMBER	LOAN CURRENCY
2476I	808	EGP
ACCOUNT NAME	LOAN TYPE	PAYMENT FREQUENCY
EGP MISCL CORP	ACT	--
OUTSTANDING BALANCE	PAST DUE AMOUNT	PAST DUE DATE
202,472.12	00	--
NUMBER OF INSTALLMENTS	INSTALLMENTS PAID	LOAN START DATE
6	--	29-02-2020
LOAN MATURITY DATE	INTEREST RATE	NEXT REQUEST DATE
31-08-2020	5	30-06-2020
NEXT PAYMENT AMOUNT	COUNTRY NAME	
60,324.34	EGYPT	

Credit Card Summary



You can view the company's credit card summary.

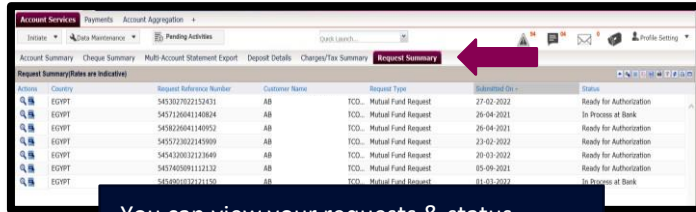


Credit Card Details: You can view the credit card details (cardholder's name – credit limit of the card – available balance ... etc.) You can also issue and print a statement of selected card in different format "excel sheet, PDF, word etc."

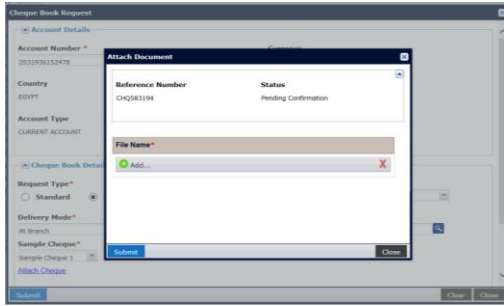
Transaction Summary

Through the main page after your login to the system

From Account Service Press Request Summary



You can view your requests & status (cheque book – deposit request – Investment fund) from request summary

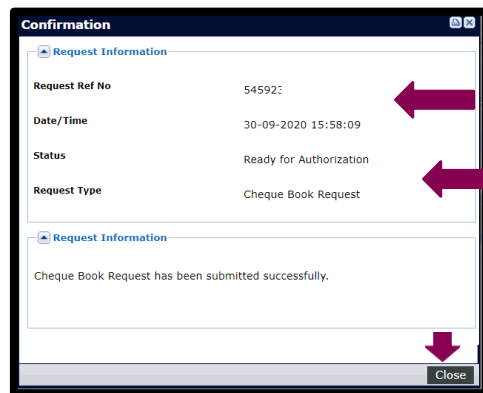
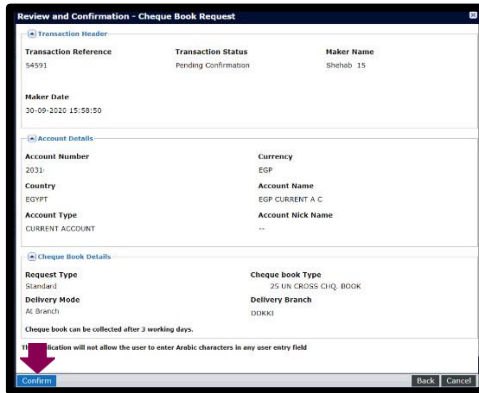


Attach company logo that will be used to issued Cheque book

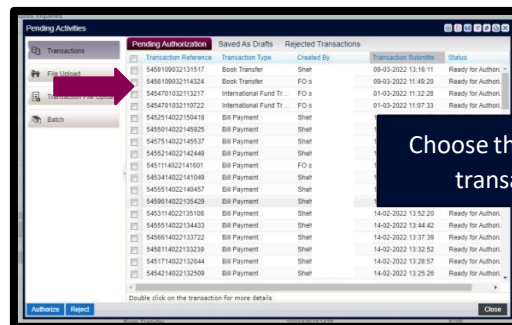
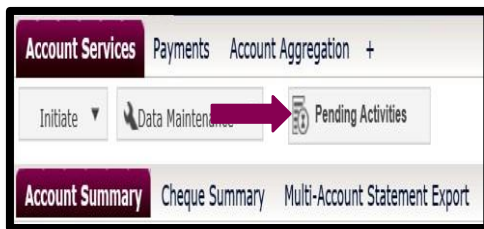


Sample Cheque

2. Review and confirm the request



3. from the main menu press on Pending activities and select the transaction to be validated

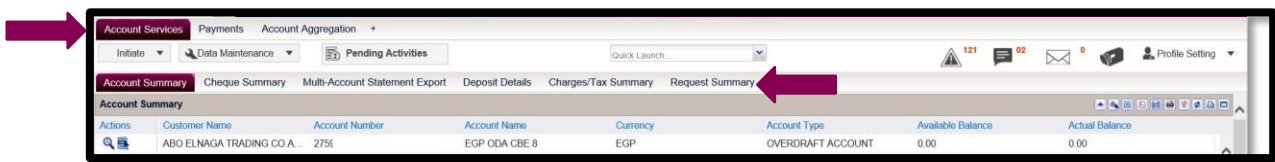


Choose the required transaction

4. A pre-confirmation screen will appear, click on the reference number for more details



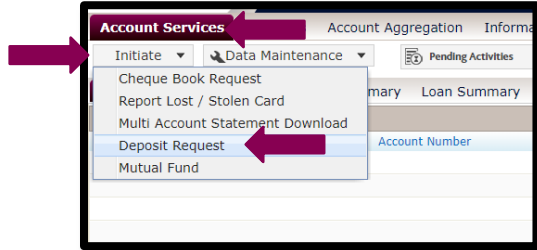
5. To follow up on the Request status from the main menu click on Account Services and press Request Summary



Deposit request

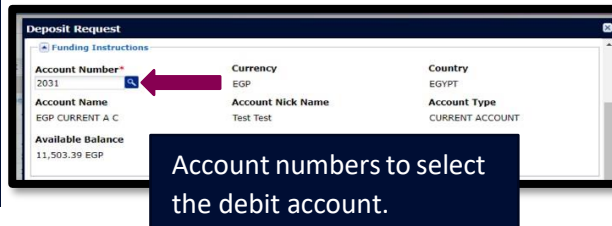
Through the main page after your login to the system

From Account service press initiate and select Deposit Request

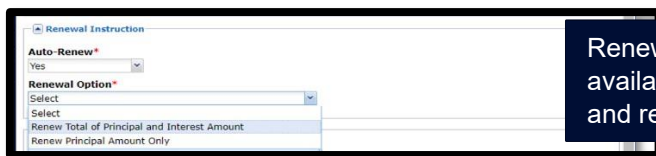
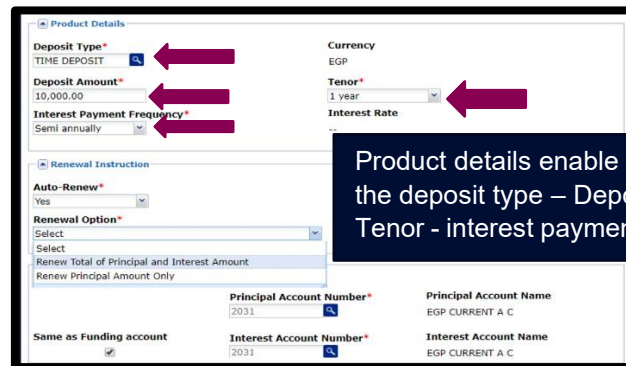


1. Fulfill the deposit request required fields

Country	Account Number	Currency	Account Name...	Bank Name	Branch Name
EGYPT	20310000000000000000	EGP	EGP CURREN...	Qatar Nationa...	TANTA
EGYPT	20500000000000000000	EGP	EGP CURREN...	Qatar Nationa...	TANTA
EGYPT	27550000000000000000	EGP	EGP ODA CBE...	Qatar Nationa...	TANTA
EGYPT	24600000000000000000	EGP	EGP ODA CLE...	Qatar Nationa...	TANTA
EGYPT	24650000000000000000	EGP	EGP ODA CU...	Qatar Nationa...	TANTA
EGYPT	20310000000000000000	EUR	EUR CURREN...	Qatar Nationa...	TANTA
EGYPT	20310000000000000000	KWD	KWD CURREN...	Qatar Nationa...	TANTA



Country	Deposit Type	Deposit Description
EGYPT	2	FIXED CD - EGP
EGYPT	5	MY TIME DEPOSIT-FCY
EGYPT	1	SHEHADTY - FCY
EGYPT	3	TAHYA MASR - FIXED CD-EGP
EGYPT	6	TAHYA MASR -INT-CAP-FIXED CD
EGYPT	4	TIME DEPOSIT - EGP



Renewal instructions are available to select Auto renewal and renewal option.

SETTLEMENT INSTRUCTIONS

PRINCIPAL ACCOUNT NUMBER: 115

PRINCIPAL ACCOUNT NAME: EGP Saving A CS

INTEREST ACCOUNT NUMBER: 115

INTEREST ACCOUNT NAME: EGP Saving A CS

The settlement instructions enable you to select settlement account and the interest account.

I / We accept Terms and Conditions

Note: All requests received before 1 PM will be processed at the same business day, applying all Terms and Conditions. For more details for interest rate and minimum amount allowed, please check the interest rate table. Please be informed that the above published rates are subject to bank Terms & Condition. *Indication will not allow the user to enter Arabic characters in any user entry field.

Submit Clear Close

Click on terms and conditions then Confirm then press submit.

2. Press on confirm after reviewing the Deposit request

Review and Confirmation - Deposit Request

PRODUCT DETAILS

DEPOSIT TYPE	THREE DEPOSIT - EGP	CURRENCY	EGP
DEPOSIT AMOUNT	100,000.00	TENOR	2 Weeks
INTEREST PAYMENT FREQUENCY	At Maturity	INTEREST RATE	2.50%

RENEWAL INSTRUCTION

AUTO-RENEW: YES

RENEWAL OPTION: Renew Principal Amount Only

SETTLEMENT INSTRUCTIONS

PRINCIPAL ACCOUNT NUMBER	115	PRINCIPAL ACCOUNT NAME	EGP Saving A CS
INTEREST ACCOUNT NUMBER	115	INTEREST ACCOUNT NAME	EGP Saving A CS

Confirm Back Cancel

The following screen will appear

Confirmation

Request Information

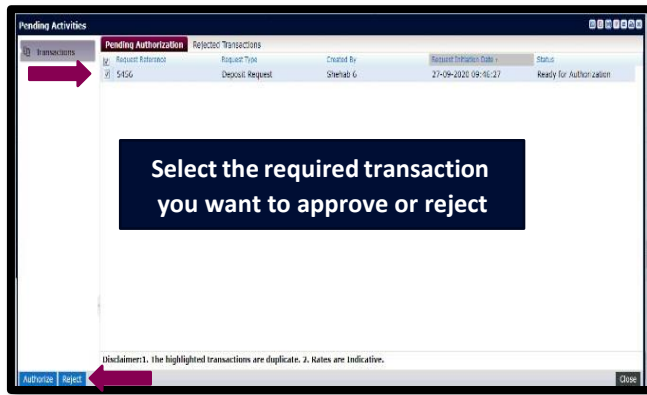
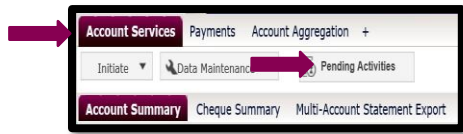
Request Ref No	5456
Date/Time	27-09-2020 09:43:41
Status	Ready for Authorization
Request Type	Deposit Request

Request Information

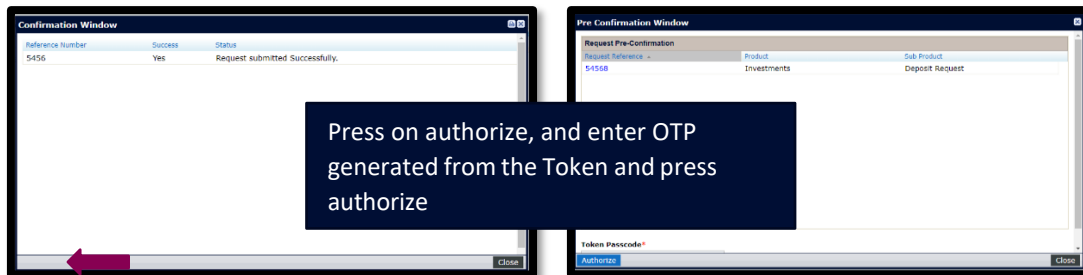
Deposit Request has been submitted successfully.

Close

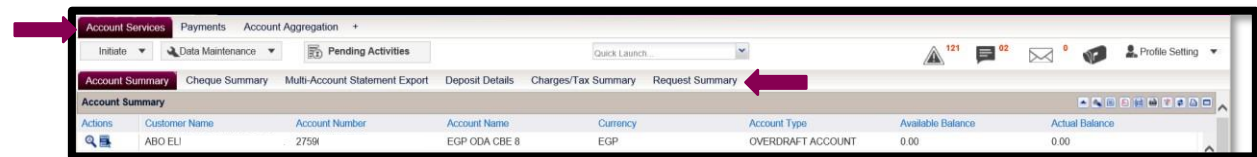
3. from the main menu press on Pending activities to select the transaction to be validated



4. Pre-confirmation screen will appear, click on the reference number for more details

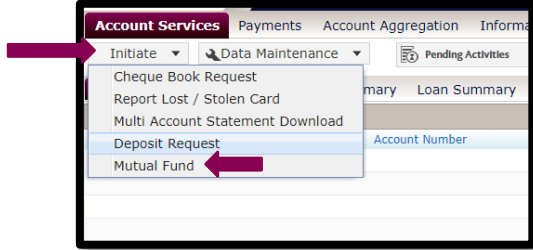


5. To follow up the file status from the main menu click on Account Services and press Request Summary



Investment Fund request

Through the main page after your login to the system
From Account Service press initiate and select Mutual Fund



1- Fulfill the data in the investment fund request

Select Debit Account

Account Lookup

Country	Account Number	Currency	Account Name...	Bank Name	Branch Na...
EGYPT	2031...	EGP	EGP CURREN...	Qatar Nationa...	TANTA
EGYPT	205...	EGP	EGP CURREN...	Qatar Nationa...	TANTA
EGYPT	275...	EGP	EGP ODA CBE...	Qatar Nationa...	TANTA
EGYPT	246...	EGP	EGP ODA CLE...	Qatar Nationa...	TANTA
EGYPT	2467...	EGP	EGP ODA CU...	Qatar Nationa...	TANTA
EGYPT	2031...	EUR	EUR CURREN...	Qatar Nationa...	TANTA
EGYPT	2031...	KWD	KWD CURREN...	Qatar Nationa...	TANTA
EGYPT	2031...	QMR	QMR CURREN...	Qatar Nationa...	TANTA

Mutual Fund Request

Debit Account Number*: 24639
Available Balance: 0.00 EGP
Debit Branch: DOKKI
Debit Currency: EGP

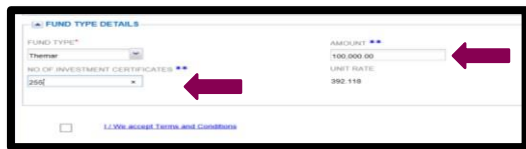
Fund Type Details:
Fund Type*: Tawazon
Amount **: 811.95
No. of Investment Certificates **: 4
Unit Rate: 202.9867

I / We accept Terms and Conditions

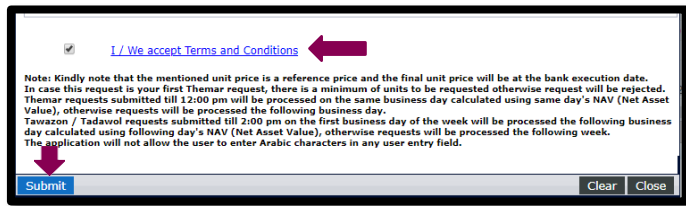
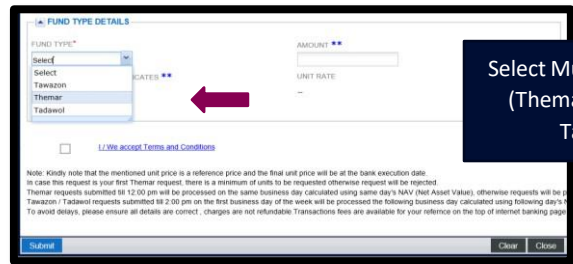
Note: Kindly note that the mentioned unit price is a reference price and the final unit price will be at the bank execution date. In case this request is your first Themar request, there is a minimum of units to be requested otherwise request will be rejected. Themar requests submitted till 12:00 pm will be processed on the same business day calculated using same day's NAV (Net Asset Value), otherwise requests will be processed the following business day. Tawazon / Tadawol requests submitted till 2:00 pm on the first business day of the week will be processed the following business day calculated using following day's NAV (Net Asset Value), otherwise requests will be processed the following week. The application will not allow the user to enter Arabic characters in any user entry field.

Submit Clear Close

You can determine the amount that will be invested in the fund and the no. of units will be calculated automatically

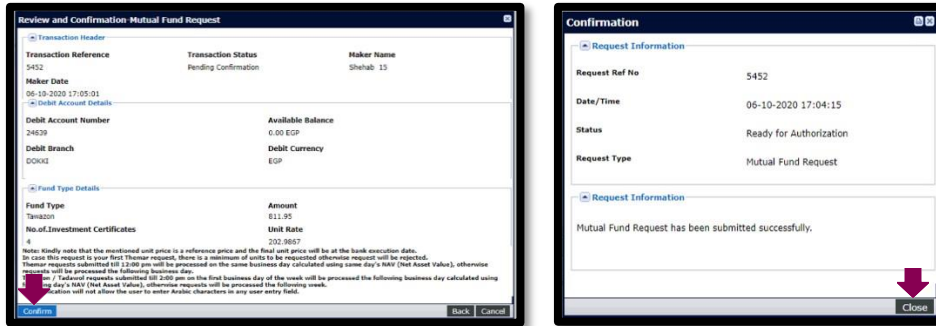


Select Mutual fund type (Themar- Tawazon- Tadawal)




Click on terms and conditions then press Submit.

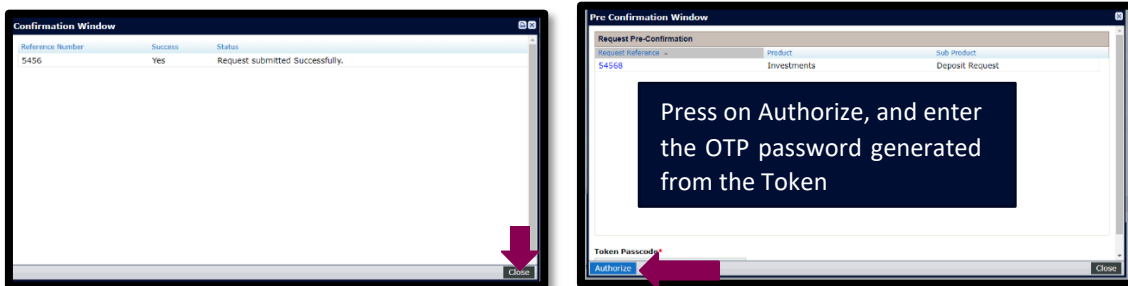
2- Press on confirm after reviewing the Mutual fund request



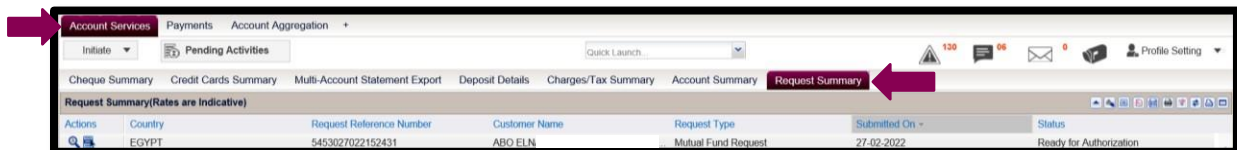
3- From the main menu press on Pending activities to select the transaction to be validated



4 - A pre-confirmation screen will appear, click on the reference number for more details



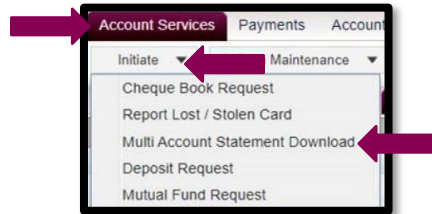
5- To follow up on the file status from the main menu click on Account Services and press request Summary



Multiple Account Statement Report

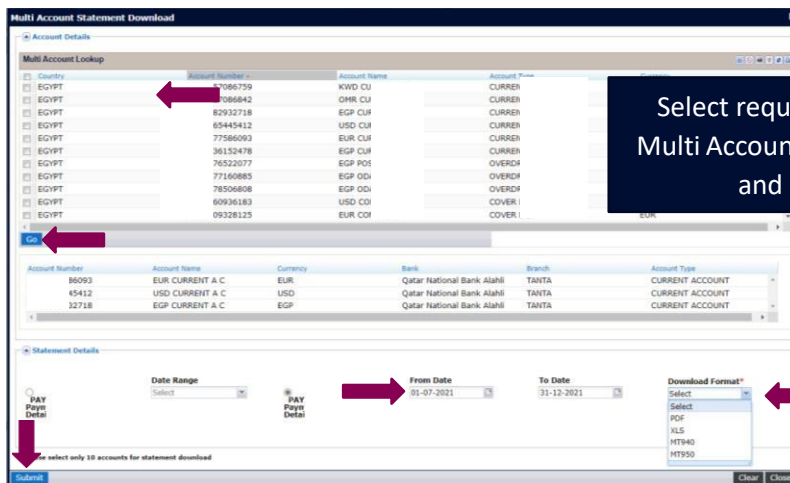
Through the main page after your login to the system

From Account Service press initiate and select Multi account statement Download



By clicking on multiple account statement report you can Download the multiple account statement

1- Select the accounts and period for multi account statement report and press submit



Select required accounts for Multi Account statement report and press (Go)

Select required period and required report format and press submit

2- From Multi Account statement export screen you can download and print the file

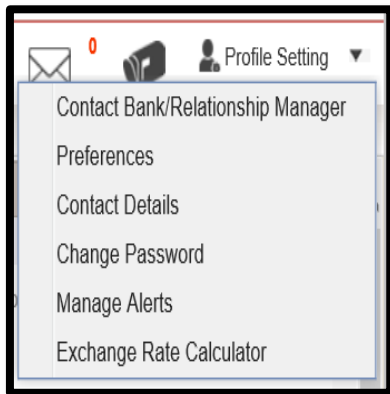
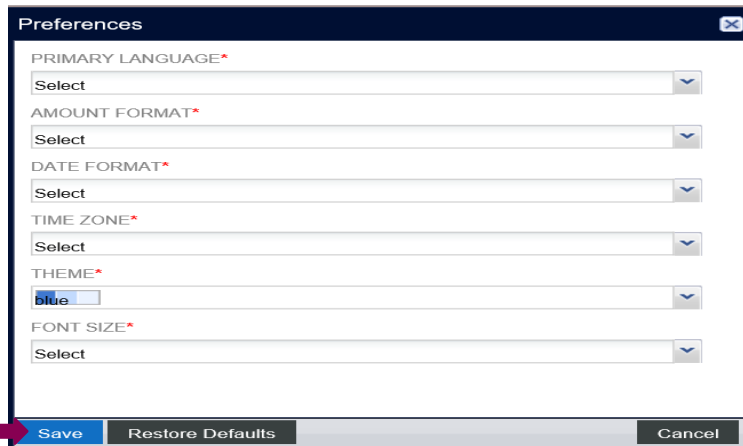


Settings

From profile Settings, you can find the following options:

- Preferences
- Change password
- Exchange rate calculator
- Contact bank “E-mail alert and notifications.
- Manage alerts.

Preferences

A screenshot of the 'Preferences' dialog box. The dialog has a title bar with 'Preferences' and a close button. It contains several settings, each with a dropdown menu:

- PRIMARY LANGUAGE*: Select
- AMOUNT FORMAT*: Select
- DATE FORMAT*: Select
- TIME ZONE*: Select
- THEME*: blue
- FONT SIZE*: Select

At the bottom of the dialog, there are three buttons: 'Save' (highlighted with a red arrow), 'Restore Defaults', and 'Cancel'.

You can change the Application language (English – Arabic) and the font size and press save.

Change Password

Change Password
✕

CURRENT PASSWORD*

NEW PASSWORD*

CONFIRM PASSWORD*

You can change the password and view password policy from password policy tab.

Submit
Password Policies
Clear
Cancel

Exchange Rate Calculator

Exchange Rate Calculator
✕

EXCHANGE RATE CALCULATOR

CURRENCY1*

Select

AMOUNT1

CURRENCY2*

Select

AMOUNT2

Currency Rates are indicative *
The exchange rate based on base Currency ie EGP*

[Reset](#)

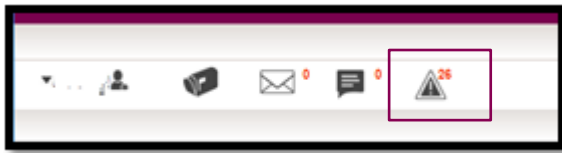
EXCHANGE RATE DETAILS

Currency *	Buy Rate	Sell Rate
AED	4.2744351	4.3017779
AUD	11.40291	11.51188
BHD	0.0000001	0.0000001
CAD	11.9228433	12.033511
CHF	17.1922908	17.3951338
DKK	2.4970576	2.5159236
EGP	1	1
EUR	18.52757	18.71826
GBP	20.33778	20.59372

You can view the indicative exchange rate rates.

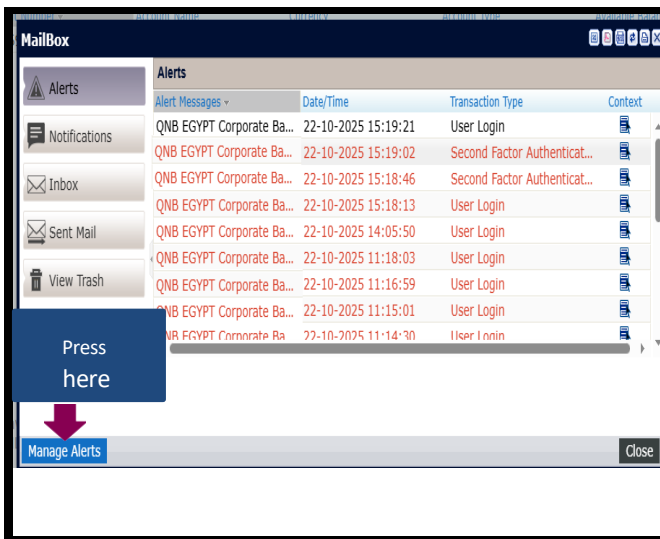
Contact bank “E-mail alert and notifications”

Click on the Alerts Sign

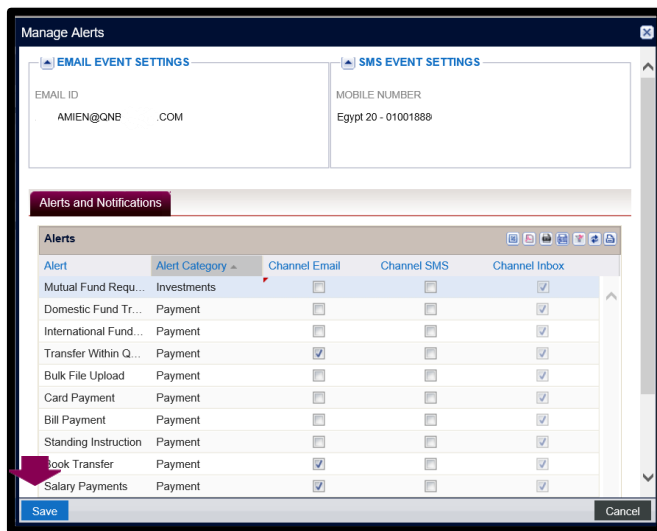


The following screen will appear:

1- Alerts



- Manage Alerts

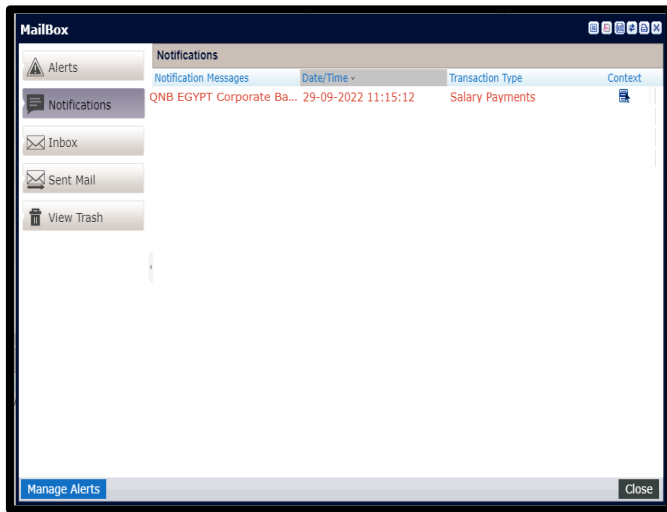


You can choose which transactions type you want to receive notification email upon creation

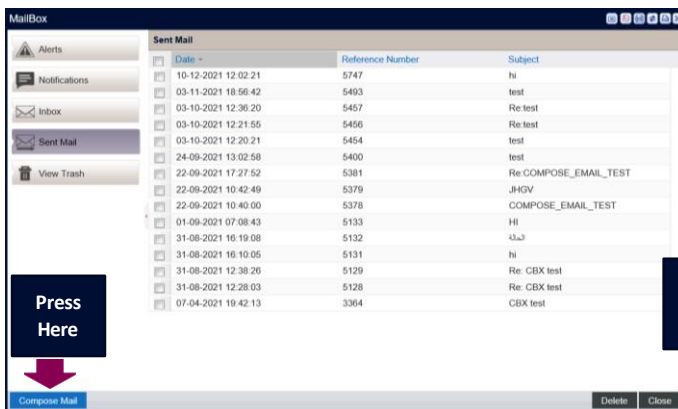
Then click on save

Note: Please be advised that the SMS service is not currently available.

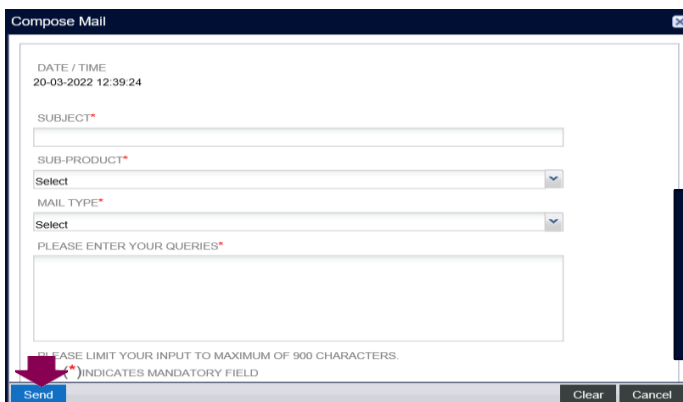
2- Notification



3- Create new e-mail



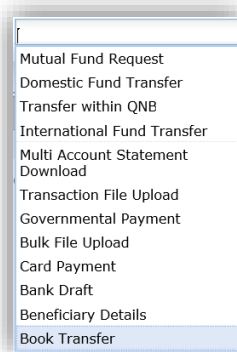
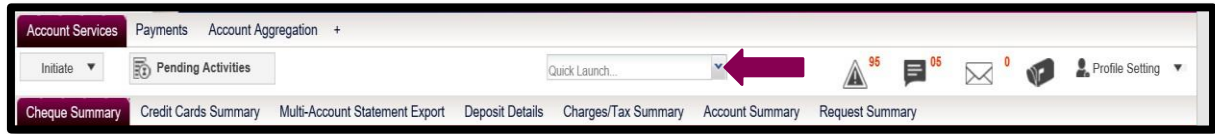
Please check your inbox to view the feedback to your inquiry



You can submit your inquiry or complain and one of bank representative will replay to your email

Quick Launch

Quick lunch menu is a shortcut to give quick access to the required services.

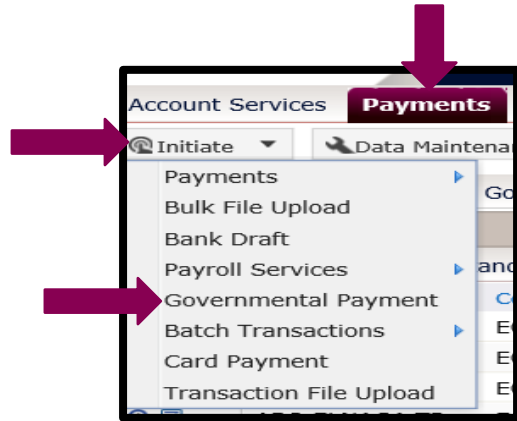


Governmental payments (Tax)

Through the main page after your login to the system

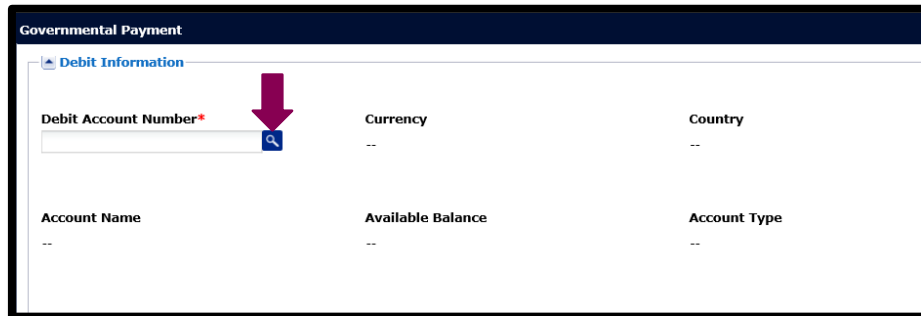
Press payment

1. Click on initiate then choose governmental payment.



Governmental payment window will appear to you

2. In Debit Information section please choose debit account number 



Governmental Payment		
Debit Information		
Debit Account Number*	Currency	Country
<input type="text"/>	--	--
Account Name	Available Balance	Account Type
--	--	--

All eligible accounts will get displayed to choose the required account

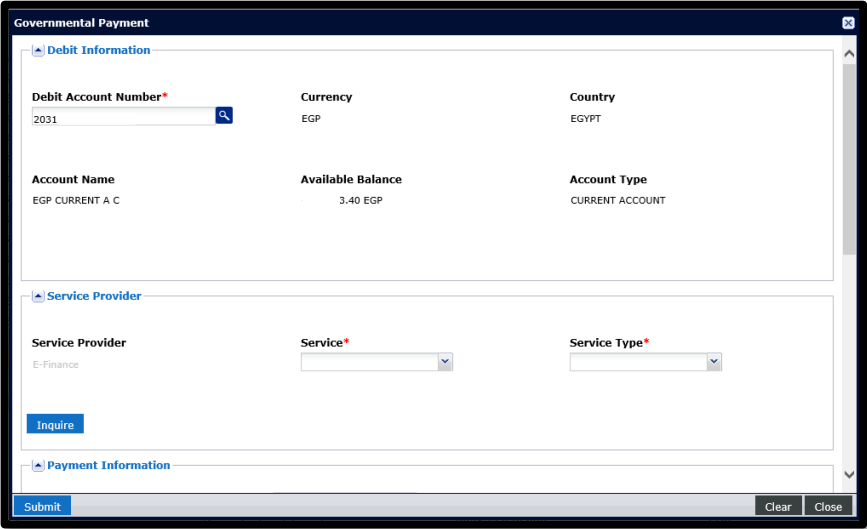
Account Lookup

Account Number	Currency	Account Name...	Bank Name	Branch Name	Account Type
19	EGP	EGP CURREN...	Qatar Nationa...	TANTA	CURRENT AC
10	EGP	EGP CURREN...	Qatar Nationa...	TANTA	CURRENT AC

Account Lookup

Account Number	Currency	Account Name...	Bank Name	Branch Name	Account Type
19	EGP	EGP CURREN...	Qatar Nationa...	TANTA	CURRENT AC
10	EGP	EGP CURREN...	Qatar Nationa...	TANTA	CURRENT AC

All Account Details will get displayed.



Governmental Payment

Debit Information

Debit Account Number* 2031	Currency EGP	Country EGYPT
Account Name EGP CURRENT A C	Available Balance 3.40 EGP	Account Type CURRENT ACCOUNT

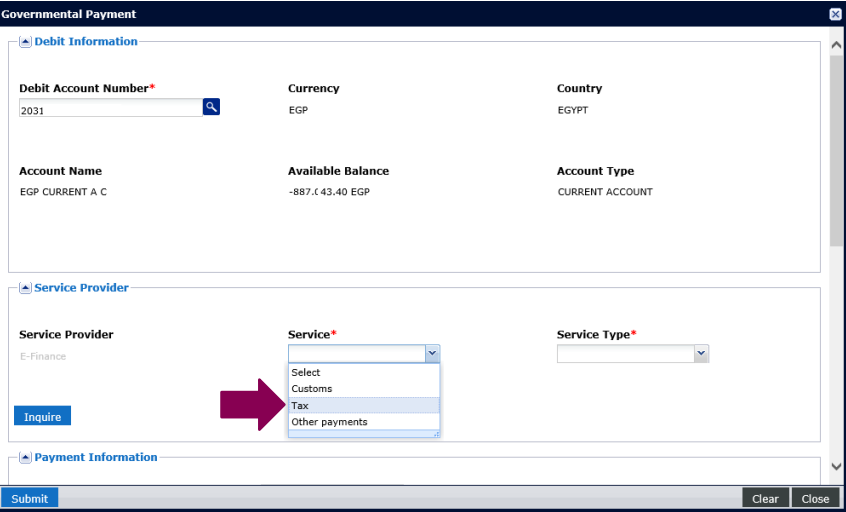
Service Provider

Service Provider E-Finance	Service* [Dropdown]	Service Type* [Dropdown]
--------------------------------------	-------------------------------	------------------------------------

Payment Information

Buttons: Inquire, Submit, Clear, Close

3. In service provider section, Choose Tax from Service dropdown menu



Governmental Payment

Debit Information

Debit Account Number* 2031	Currency EGP	Country EGYPT
Account Name EGP CURRENT A C	Available Balance -887.43.40 EGP	Account Type CURRENT ACCOUNT

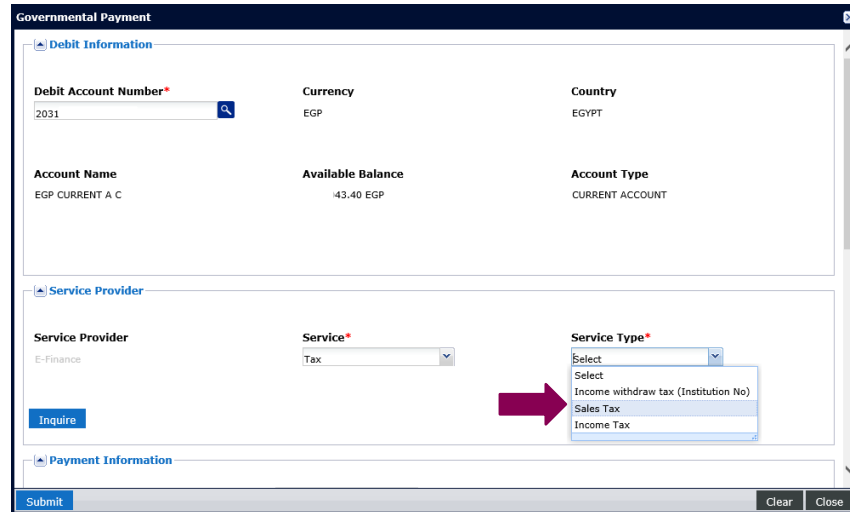
Service Provider

Service Provider E-Finance	Service* [Dropdown menu open showing: Select, Customs, Tax, Other payments]	Service Type* [Dropdown]
--------------------------------------	---	------------------------------------

Payment Information

Buttons: Inquire, Submit, Clear, Close

4. Choose Service type from dropdown menu.



Governmental Payment

Debit Information

Debit Account Number* 2031	Currency EGP	Country EGYPT
Account Name EGP CURRENT A C	Available Balance 43.40 EGP	Account Type CURRENT ACCOUNT

Service Provider

Service Provider: E-Finance

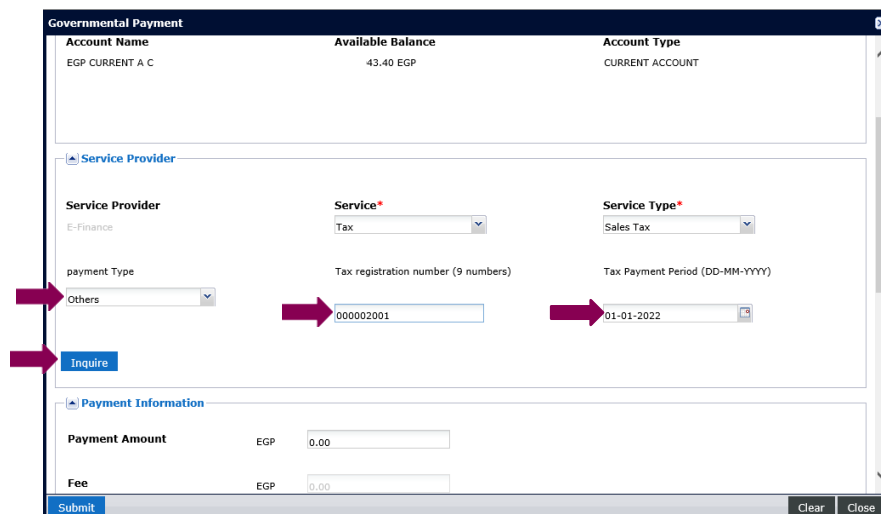
Service*: Tax

Service Type* dropdown menu options:
 Select
 Income withdraw tax (Institution No)
 Sales Tax
 Income Tax

Inquire

Submit Clear Close

5. Fill in the requested data (payment type, tax registration no. and tax payment period) and then Press inquire



Governmental Payment

Account Name EGP CURRENT A C	Available Balance 43.40 EGP	Account Type CURRENT ACCOUNT
--	---------------------------------------	--

Service Provider

Service Provider: E-Finance

Service*: Tax

Service Type*: Sales Tax

payment Type: Others

Tax registration number (9 numbers): 000002001

Tax Payment Period (DD-MM-YYYY): 01-01-2022

Inquire

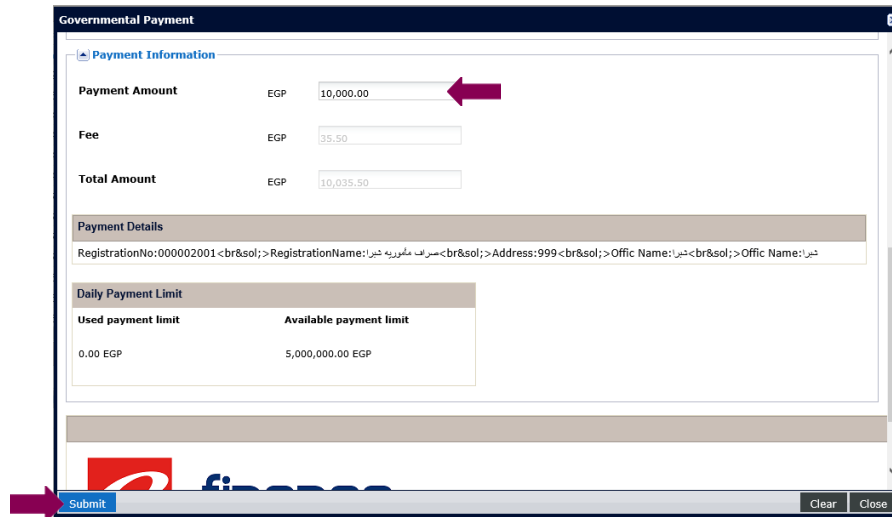
Payment Information

Payment Amount: EGP 0.00

Fee: EGP 0.00

Submit Clear Close

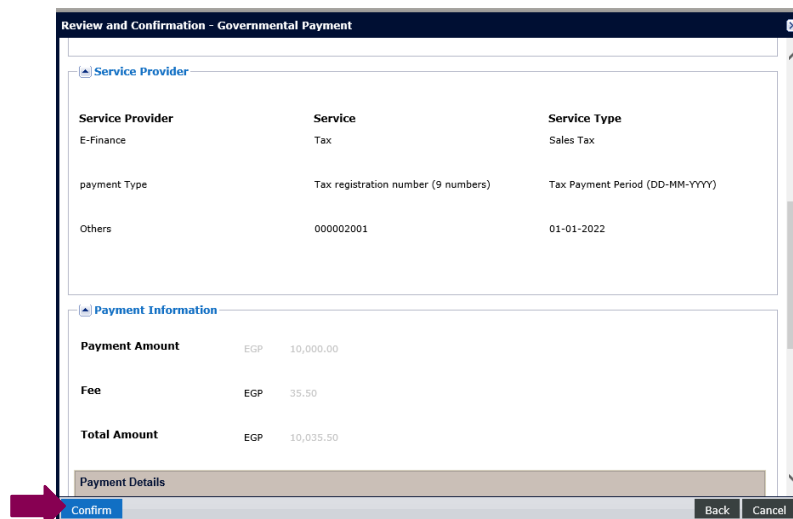
- All payment details will get displayed then enter payment Amount and all related fees and charges will be shown automatically then press submit.



Daily Payment Limit	
Used payment limit	Available payment limit
0.00 EGP	5,000,000.00 EGP

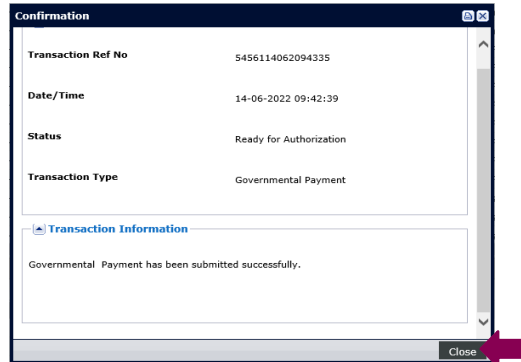
Please make sure that there is sufficient balance in the account before completing the transfer process to avoid rejection of the transfer, bearing in mind that covering the account after issuing the transfer does not prevent its rejection

- Review and confirmation screen will appear to review your request and then press confirm)



Service Provider	Service	Service Type
E-Finance	Tax	Sales Tax
payment Type	Tax registration number (9 numbers)	Tax Payment Period (DD-MM-YYYY)
Others	000002001	01-01-2022

8. Confirmation message will appear to show the transaction information (press close)



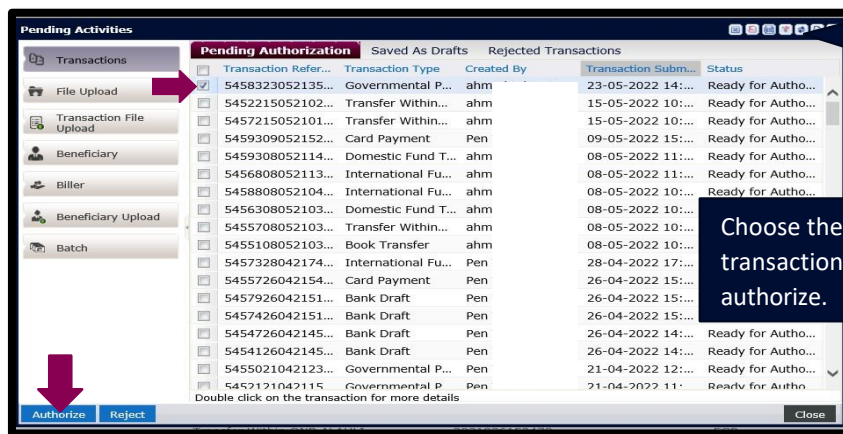
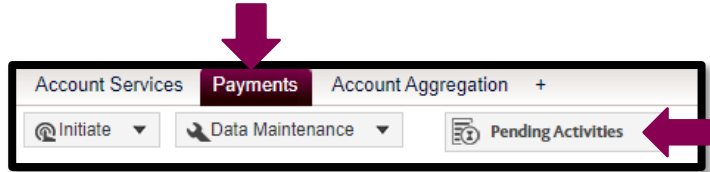
The status of the transaction will appear on the Payments page below the Governmental Payment on the right of the screen



The screenshot shows the 'Payments' page with a table of transactions. A red arrow points to the 'Governmental Payment' tab, and another red arrow points to the 'Status' column in the table.

Actions	Customer Name	Country	Transaction Reference	Debit/Card Number	Service	Service Type	Settlement Amount	Bill Currency	Created By	Initiation Date	Status	Confirmation Reference
	O ELNAI	EGYPT	54511	2034	Other payments	...بورو المدون العائلي	1.00	EGP	Sh	13-06-2022	Processed by Bank	--
	O ELNAI	EGYPT	5459I	2034	Tax	Sales Tax	33.00	EGP	Sh	13-06-2022	Processed by Bank	--
	O ELNAI	EGYPT	5459I	2034	Customs	Payment for Fe...	115.00	EGP	Sh	13-06-2022	Processed by Bank	--
	O ELNAI	EGYPT	5453P	2034	Customs	Payment for Fe...	215.00	EGP	Sh	13-06-2022	Rejected by Bank	--

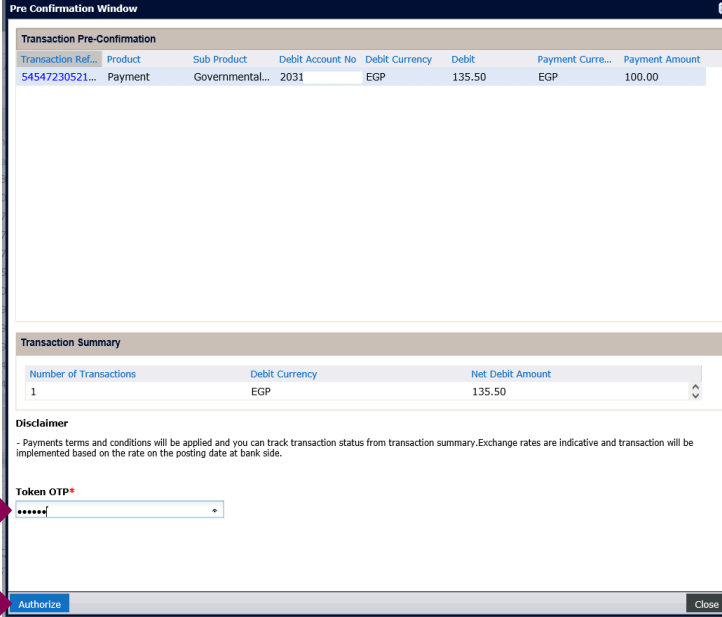
9. From the main menu, click on the pending activities to choose the transaction you want to approve



If the transaction did not show yet press refresh

Choose the required transaction and press authorize.

10. Enter the OTP (one time password) generated from token then press authorize



Pre Confirmation Window

Transaction Ref...	Product	Sub Product	Debit Account No	Debit Currency	Debit	Payment Curre...	Payment Amount
54547230521...	Payment	Governmental...	2031	EGP	135.50	EGP	100.00

Transaction Summary

Number of Transactions	Debit Currency	Net Debit Amount
1	EGP	135.50

Disclaimer
 - Payments terms and conditions will be applied and you can track transaction status from transaction summary. Exchange rates are indicative and transaction will be implemented based on the rate on the posting date at bank side.

Token OTP*

Authorize Close

11. After transaction submitted successfully refer to Governmental Payment page to print the proof of payment



Governmental Payment (Rates are Indicative)

Actions	Customer Name	Country	Transaction Reference	Debit/Card Number	Service	Service Type	Settlement Amount	Bill Currency	Created By	Initiation Date	Status	Confirmation Reference
	O ELN	EGYPT	5451513062102600	2034	Other payments	سداد الفواتير	1.00	EGP	Sh	13-06-2022	Processed by Bank	--
	O ELN	EGYPT	5459813062102406	2034	Tax	Sales Tax	33.00	EGP	Sh	13-06-2022	Processed by Bank	--
	O ELN	EGYPT	5459113062101630	2034	Customs	Payment for Fe.	115.00	EGP	Sh	13-06-2022	Processed by Bank	--
	O ELN	EGYPT	5459013062099307	2034	Customs	Payment for Fe.	215.00	EGP	Sh	13-06-2022	Rejected by Bank	--

Governmental Payment

Service Provider	Service	Service Type
E-Finance	Tax	Sales Tax
payment Type	Tax registration number (9 numbers)	Tax Payment Period (DD-MM-YYYY)
Others	000002001	01-01-2022

Payment Information

Payment Amount	EGP	10,000.00
Fee	EGP	35.50
Total Amount	EGP	10,035.50

Payment Details

RegistrationNo:000002001

RegistrationName:سراف مأمورية خيرا

Address:999

Office Name:خيرا

Office Name:خيرا

Transaction Posted Date and Time

[Print PDF](#) Close

Duple click on the required transaction to print the proof of payment and be sure that e-Finance confirmation reference number is available.

Transaction Header			
Corporate Name	CBX123	Transaction Ref No	5451513C
Status	Processed by Bank	Initiated Date	13-06-2022 10:26:12
Created By	SI	Authorizer Name	Sh
Authorized Date	2022-06-13 10:29:34.0	Transaction Type	Governmental Payment

Debit Information			
Debit Account Number	2034	Currency	EGP
Account Name	EGP CPS GOVERNMENT	Account Type	GOV CURRENT ACCOUNT
Bank Name	Qatar National Bank	Branch Name	TANTA

Billor Information			
Service	# - ##### - ##### ***** ##### *****	Category	Other payments
Service Type	99991	Service Details	--
Billor Nick Name	--		

Payment Information			
Payment Amount	1.00	Payment Currency	EGP
Debit Amount	36.00	Debit Currency	EGP
Amount Due	-0.00	Amount Due Currency	EGP
Request Date	13-06-2022	Partial Payment Allowed	Yes
LBI_FEES	35.00		

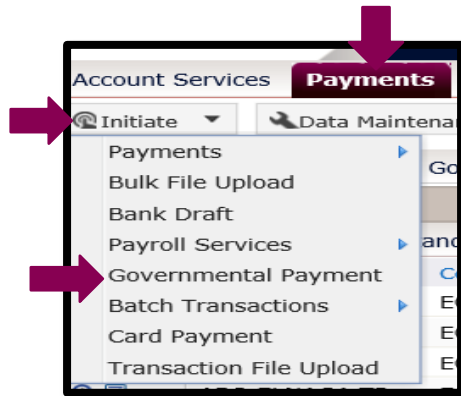
1 of 1

Governmental payments (Custom)

Through the main page after your login to the system

Press payment

- 1- Click on initiate then choose governmental payment



Governmental payment window will appear to you.

- 2- In Debit Information section please choose debit account number 

Governmental Payment

Debit Information

Debit Account Number*	Currency	Country
<input type="text"/>	--	--
Account Name	Available Balance	Account Type
--	--	--

All eligible accounts will get displayed to choose the required account.

Account Lookup

Account Number	Currency	Account Name...	Bank Name	Branch Name	Account Type
1936	EGP	EGP CURREN...	Qatar Nationa...	TANTA	CURRENT AC
1082'	EGP	EGP CURREN...	Qatar Nationa...	TANTA	CURRENT AC

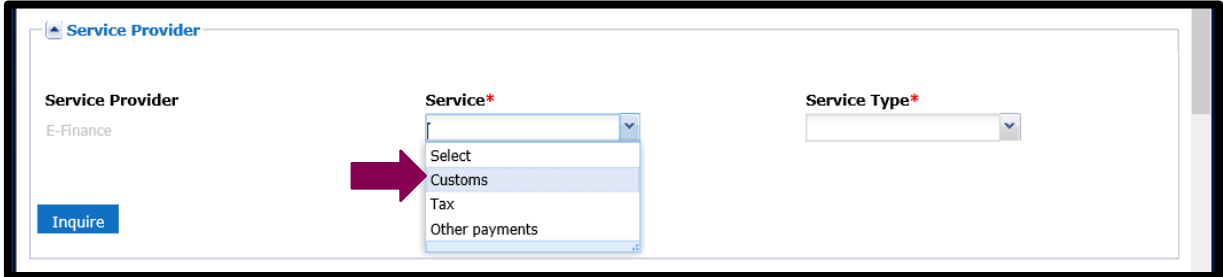
All Account Details will get displayed.

Governmental Payment

Debit Information

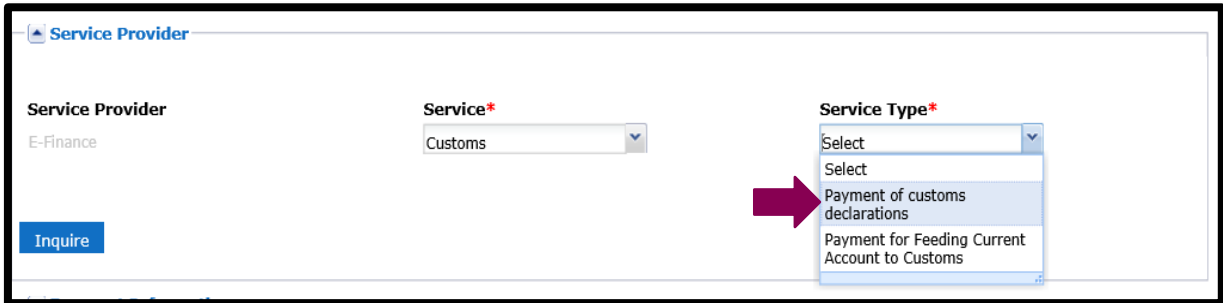
Debit Account Number* 21000000000000000000	Currency EGP	Country EGYPT
Account Name EGP CURRENT A C	Available Balance 43.40 EGP	Account Type CURRENT ACCOUNT

3- In service provider section, Choose Custom from Service dropdown menu



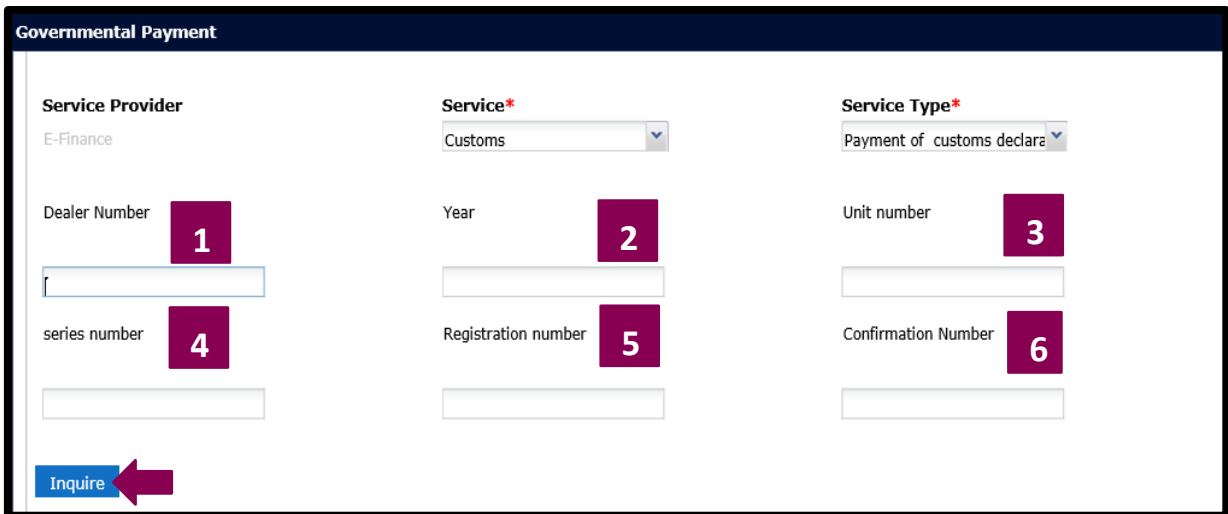
The screenshot shows the 'Service Provider' section with 'E-Finance' selected. The 'Service*' dropdown menu is open, showing options: Select, Customs, Tax, and Other payments. A red arrow points to the 'Customs' option. The 'Service Type*' dropdown menu is currently empty.

4- Choose Service type required from dropdown menu



The screenshot shows the 'Service Provider' section with 'E-Finance' selected. The 'Service*' dropdown menu is set to 'Customs'. The 'Service Type*' dropdown menu is open, showing options: Select, Select, Payment of customs declarations, and Payment for Feeding Current Account to Customs. A red arrow points to the 'Payment of customs declarations' option.

5- Fill in the requested data (dealer no., year, unit no., series no., registration no., and confirmation no.) and then Press inquire.



The screenshot shows the 'Governmental Payment' section. The 'Service Provider' is 'E-Finance', 'Service*' is 'Customs', and 'Service Type*' is 'Payment of customs declara...'. There are six numbered input fields: 1. Dealer Number, 2. Year, 3. Unit number, 4. series number, 5. Registration number, and 6. Confirmation Number. A red arrow points to the 'Inquire' button at the bottom left.

6- All payment details will get displayed along with payment Amount and all related fees and charges, then press submit.

Payment Information

Payment Amount	EGP	<input type="text" value="1,000.00"/>
Fee	EGP	<input type="text" value="35.50"/>
Total Amount	EGP	<input type="text" value="1,035.50"/>

Payment Details

مطلق
 ايداع بالحساب الجاري: 0 الفاتحة

Daily Payment Limit	
Used payment limit	Available payment limit
1,000.00 EGP	4,999,000.00 EGP

Please make sure that there is sufficient balance in the account before completing the transfer process to avoid rejection of the transfer, bearing in mind that covering the account after issuing the transfer does not prevent its rejection.

7- Review and confirmation screen will appear to review your request and then press confirm.

Transaction Information

Transaction Reference 545802	Transaction Status Pending Confirmation	Created By ghamr@qnb.com.eg
Maker Date 24-05-2022 11:41:04		

Debit Information

Debit Account Number 20311	Currency EGP	Country EGYPT
Account Name EGP CURRENT A C	Available Balance 707.74 EGP	Account Type CURRENT ACCOUNT

Service Provider

Service Provider E-Finance	Service Customs	Service Type Payment for Feeding Current Account
Customs account number 100001084	Dealer Number 100138268	

Payment Information


Payment Amount	EGP	1,000.00
Fee	EGP	35.50
Total Amount	EGP	1,035.50

Payment Details


رقعة
ادراج بالعملة الجارية: 0.00 عملة

Daily Payment Limit

Used payment limit	Available payment limit
0.00 EGP	5,000,000.00 EGP



finance
Digital Partner of Choice

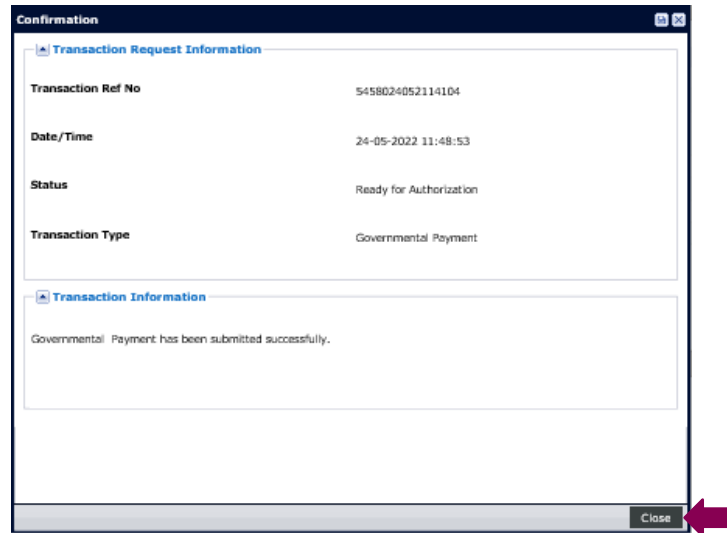


Confirm

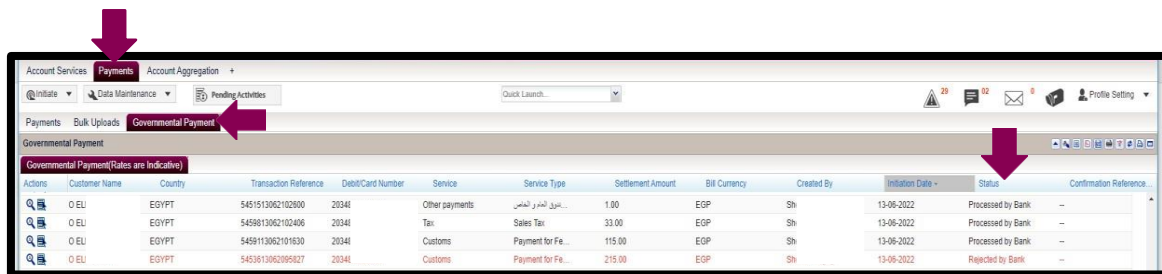
Back

Cancel

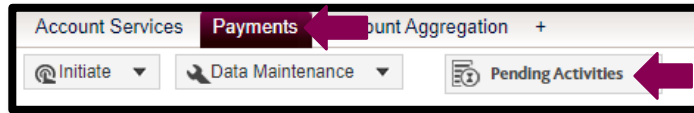
8- Confirmation message will appear to show the transaction information (press close)



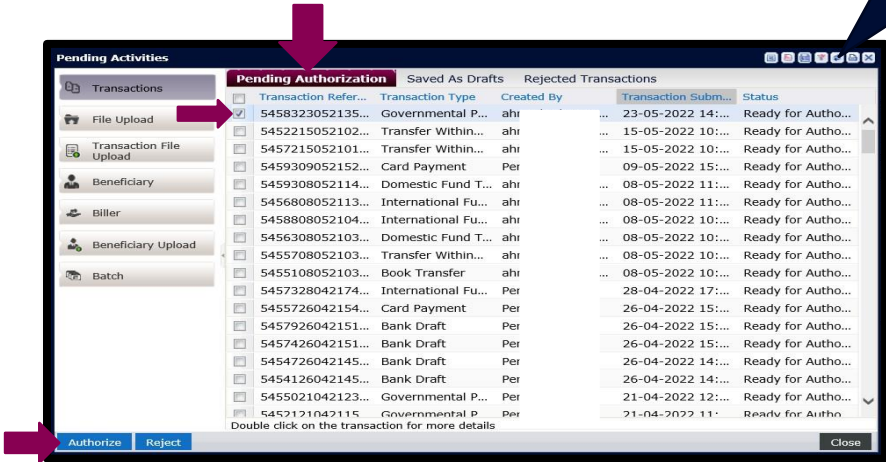
The status of the transaction will appear on the Payments page below the Governmental Payment on the right of the screen



9- From the main menu, click on the pending activities to choose the transaction you want to approve.

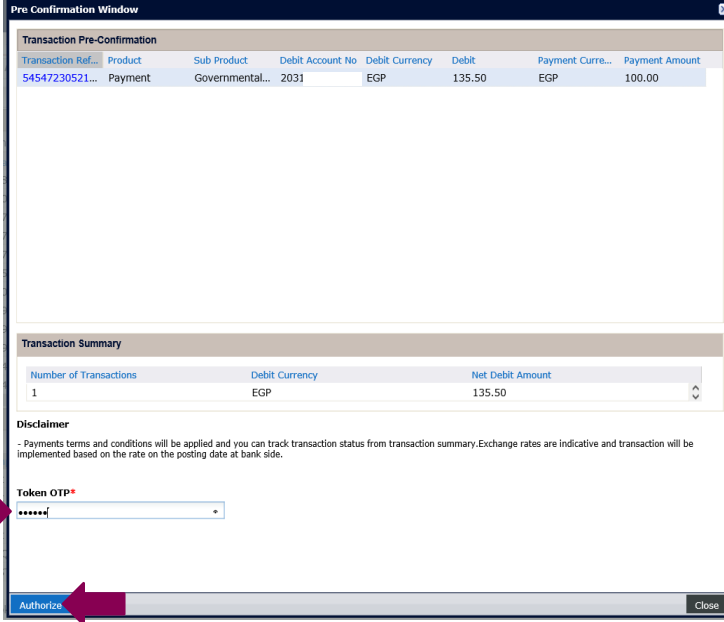


If the transaction didn't show yet press refresh.



Choose the required transaction and press authorize

10- Enter the OTP (one time password) generated from token then press authorize.



Pre Confirmation Window

Transaction Ref...	Product	Sub Product	Debit Account No	Debit Currency	Debit	Payment Curre...	Payment Amount
54547230521...	Payment	Governmental...	2031	EGP	135.50	EGP	100.00

Transaction Summary

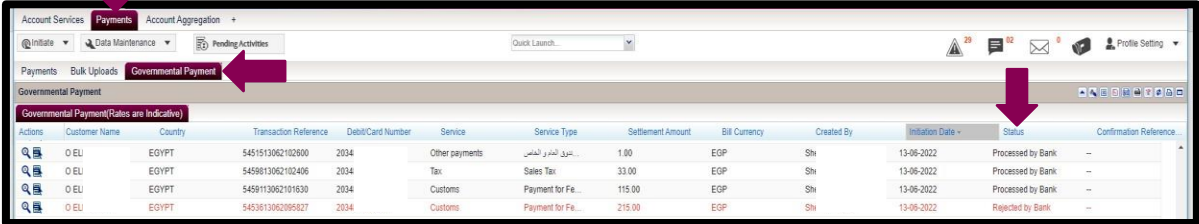
Number of Transactions	Debit Currency	Net Debit Amount
1	EGP	135.50

Disclaimer
- Payments terms and conditions will be applied and you can track transaction status from transaction summary.Exchange rates are indicative and transaction will be implemented based on the rate on the posting date at bank side.

Token OTP*

Authorize Close

11- After transaction submitted successfully refer to Governmental Payment page to print the proof of payment



Account Services **Payments** Account Aggregation

Payments Bulk Uploads **Governmental Payment**

Governmental Payment(Rates are Indicative)

Actions	Customer Name	Country	Transaction Reference	Debit/Card Number	Service	Service Type	Settlement Amount	Bit Currency	Created By	Initiation Date	Status	Confirmation Reference
	O EU	EGYPT	5451513062102600	2034	Other payments	البحر المدر للتميز	1.00	EGP	Shi	13-06-2022	Processed by Bank	--
	O EU	EGYPT	5459813062102406	2034	Tax	Sales Tax	33.00	EGP	Shi	13-06-2022	Processed by Bank	--
	O EU	EGYPT	5459113062101630	2034	Customs	Payment for Fe...	115.00	EGP	Shi	13-06-2022	Processed by Bank	--
	O EU	EGYPT	5453813062095627	2034	Customs	Payment for Fe...	215.00	EGP	Shi	13-06-2022	Rejected by Bank	--

Governmental Payment

Service Provider	Service	Service Type
E-Finance	Tax	Sales Tax
payment Type	Tax registration number (9 numbers)	Tax Payment Period (DD-MM-YYYY)
Others	000002001	01-01-2022

Payment Information

Payment Amount	EGP	10,000.00
Fee	EGP	35.50
Total Amount	EGP	10,035.50

Payment Details

RegistrationNo:000002001

RegistrationName:حرف مڠوره شيرا

Address:999

Office Name:شيرا

Office Name:شيرا

Transaction Posted Date and Time

[Print PDF](#) Close

Duple click on the required transaction to print the proof of payment and be sure that e-Finance confirmation reference number is available.

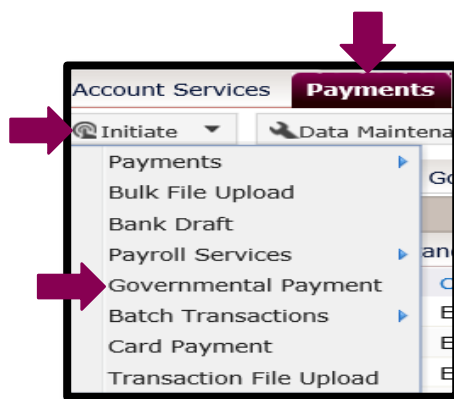
Transaction Header			
Corporate Name	CBX123	Transaction Ref No	5451513
Status	Processed by Bank	Initiated Date	13-06-2022 10:26:12
Created By	Sh	Authorizer Name	SI
Authorized Date	2022-06-13 10:29:34.0	Transaction Type	Governmental Payment
Debit Information			
Debit Account Number	203	Currency	EGP
Account Name	EGP CPS GOVERN	Account Type	GOV CURRENT ACCOUNT
Bank Name	Qatar National Bank	Branch Name	TANTA
Biller Information			
Service	# ***** ***** ***** # *****	Category	Other payments
Service Type	99991	Service Details	---
Biller Nick Name	---		
Payment Information			
Payment Amount	1.00	Payment Currency	EGP
Debit Amount	36.00	Debit Currency	EGP
Amount Due	-0.00	Amount Due Currency	EGP
Request Date	13-06-2022	Partial Payment Allowed	Yes
LBL_FEES	35.00		

1 of 1

Governmental payments (Other Payment)
Through the main page after your login to the system

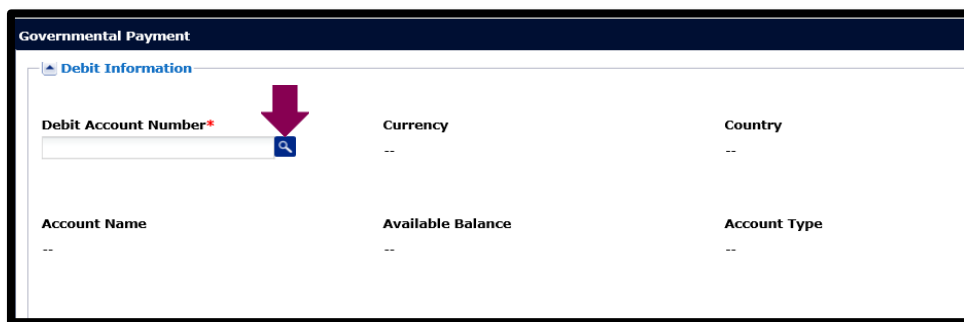
Press payment

- 1- Click on initiate then choose governmental payment



Governmental payment window will appear to you

- 2- In Debit Information section please choose debit account number 🔍



All eligible accounts will get displayed to choose the required account

Account Lookup

Account Number	Currency	Account Name...	Bank Name	Branch Name	Account Type
193	EGP	EGP CURREN...	Qatar Nationa...	TANTA	CURRENT AC
108	EGP	EGP CURREN...	Qatar Nationa...	TANTA	CURRENT AC

All Account Details will get displayed

Governmental Payment

Debit Information

Debit Account Number* 2031	Currency EGP	Country EGYPT
Account Name EGP CURRENT A C	Available Balance 43.40 EGP	Account Type CURRENT ACCOUNT

Service Provider

Service Provider E-Finance	Service*	Service Type*
--------------------------------------	-----------------	----------------------

Payment Information

Submit Clear Close


3- In service provider section, Choose Other Payments from Service dropdown menu

Governmental Payment

Account Name	Available Balance	Account Type
EGP CURRENT A C	43.40 EGP	CURRENT ACCOUNT

Service Provider

Service Provider: E-Finance

Service*: Select
Customs
Tax
Other payments 

Service Type*: Select

Payment Information

Payment Amount	EGP	<input type="text"/>
Fee	--	<input type="text"/>
Total Amount	--	<input type="text"/>

4- Choose Service type from dropdown menu.

Governmental Payment

Debit Information

Debit Account Number*	Currency	Country
1003020014243	EGP	EGYPT
Account Name	Available Balance	Account Type
EGP CHECKING A	0	CHECKING ACCOUNT

Service Provider

Service Provider: E-Finance

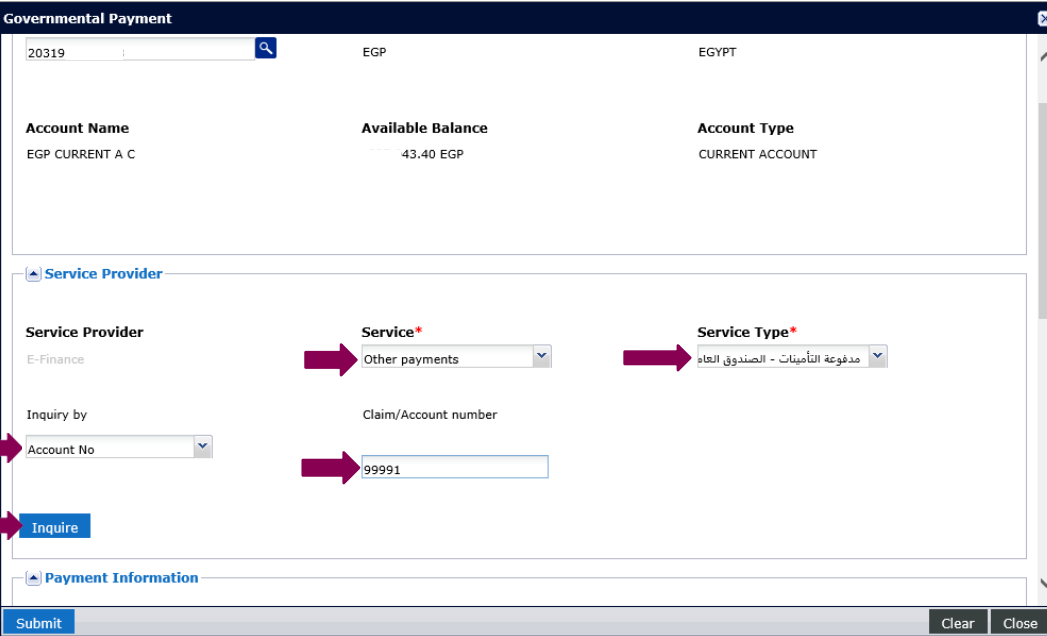
Service*: Other payments

Service Type*: Select
Select
Tax Bills Payments Services
Paid Insurance General And Private Fund
El Nafeza
Emergency Fund 1 percent
Emergency Fund Fines

Payment Information

Payment Amount*	EGP	<input type="text"/>
-----------------	-----	----------------------

5- Fill in the requested data (inquiry by, claim/account number) and then Press inquire



Governmental Payment

20319 EGP EGYPT

Account Name	Available Balance	Account Type
EGP CURRENT A C	43.40 EGP	CURRENT ACCOUNT

Service Provider
E-Finance

Service* Other payments → **Service Type*** مدفوعة التأمينات - الصندوق العام

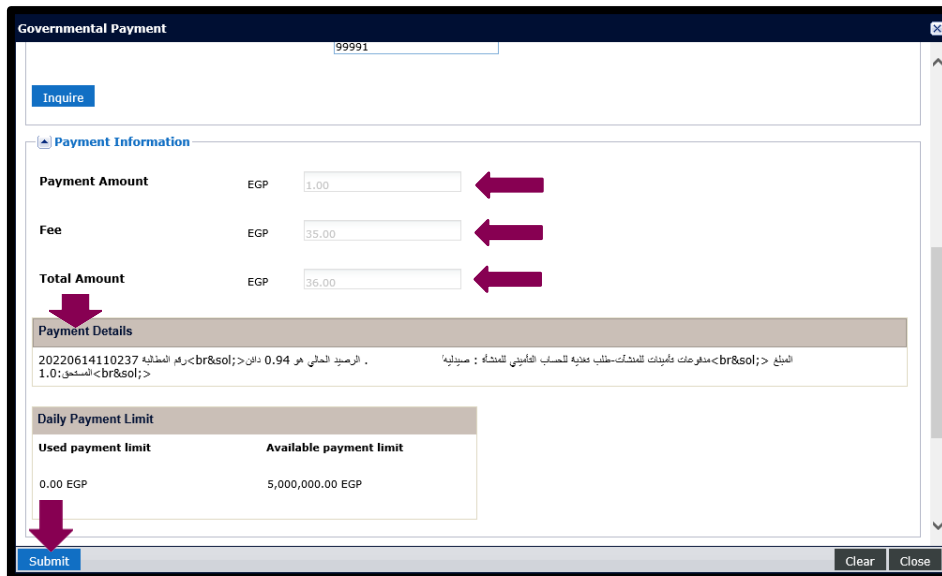
Inquiry by: Account No → **Inquire**

Claim/Account number: 99991

Payment Information

Submit Clear Close

6- All payment details will get displayed then enter payment Amount and all related fees and charges will be shown automatically then press submit



Governmental Payment

99991

Inquire

Payment Information

Payment Amount	EGP	1.00
Fee	EGP	35.00
Total Amount	EGP	36.00

Payment Details

البلغ:
 مدفوعات تأمينات الشركات-طلب مدنية الحساب التأميني للشركة : ميدانية
 20220614110237 رقم المطالبة
 ريم المطالبة
 0.94 دافن

 الرصيد الحالي هو 0.94 دافن

 المستحق:
 1.00

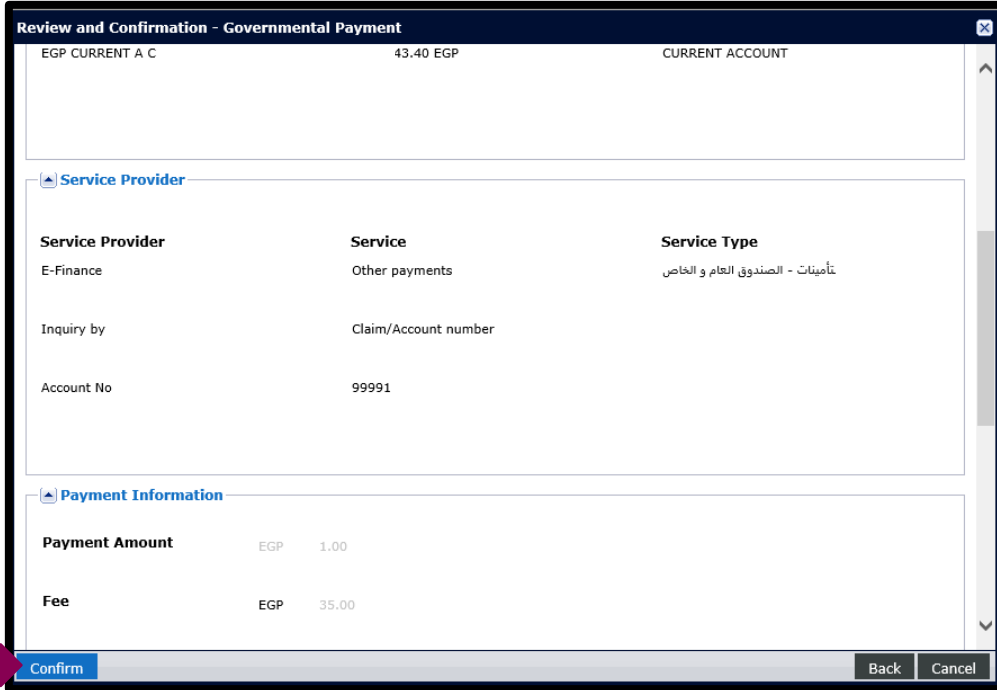
Daily Payment Limit

Used payment limit	Available payment limit
0.00 EGP	5,000,000.00 EGP

Submit Clear Close

Please make sure that there is sufficient balance in the account before completing the transfer process to avoid rejection of the transfer, bearing in mind that covering the account after issuing the transfer does not prevent its rejection

7- Review and confirmation screen will appear to review your request and then press confirm



Review and Confirmation - Governmental Payment

EGP CURRENT A C 43.40 EGP CURRENT ACCOUNT

Service Provider

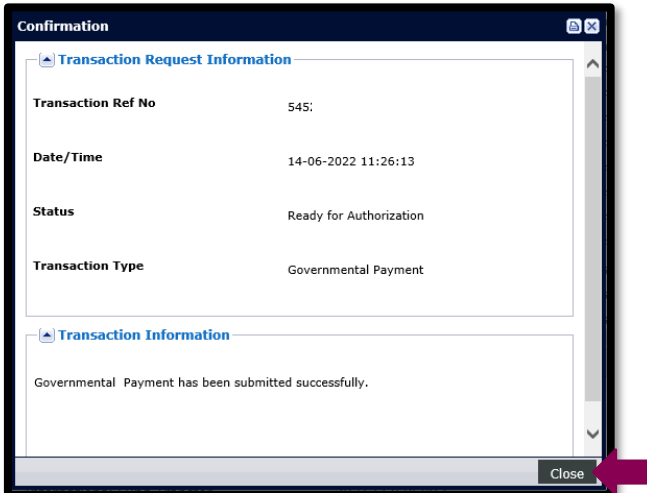
Service Provider	Service	Service Type
E-Finance	Other payments	تأمينات - الصندوق العام و الخاص
Inquiry by	Claim/Account number	
Account No	99991	

Payment Information

Payment Amount	EGP	1.00
Fee	EGP	35.00

Confirm Back Cancel

8- Confirmation message will appear to show the transaction information (press close)



Confirmation

Transaction Request Information

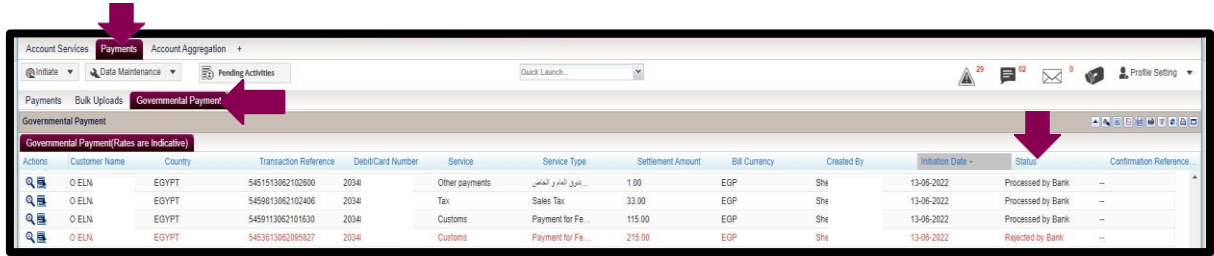
Transaction Ref No	545:
Date/Time	14-06-2022 11:26:13
Status	Ready for Authorization
Transaction Type	Governmental Payment

Transaction Information

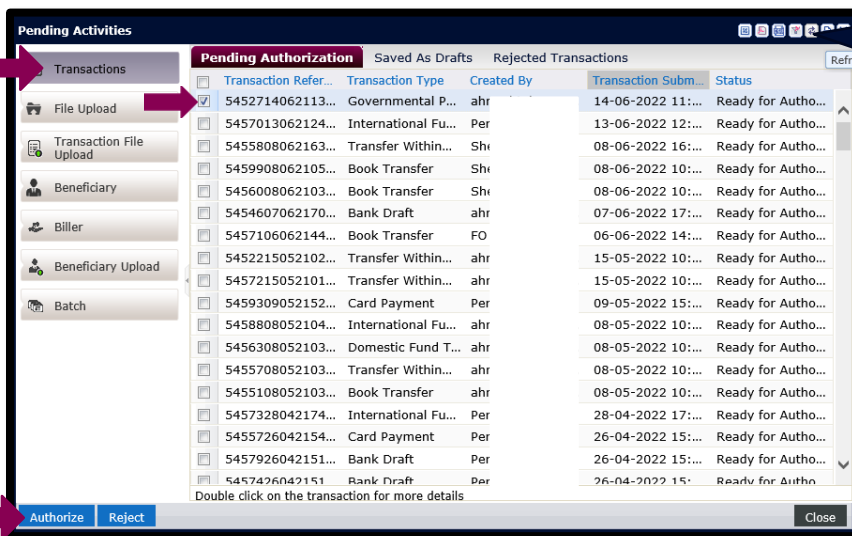
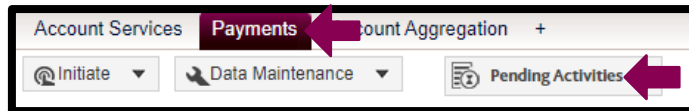
Governmental Payment has been submitted successfully.

Close

The status of the transaction will appear on the Payments page below the Governmental Payment on the right of the screen



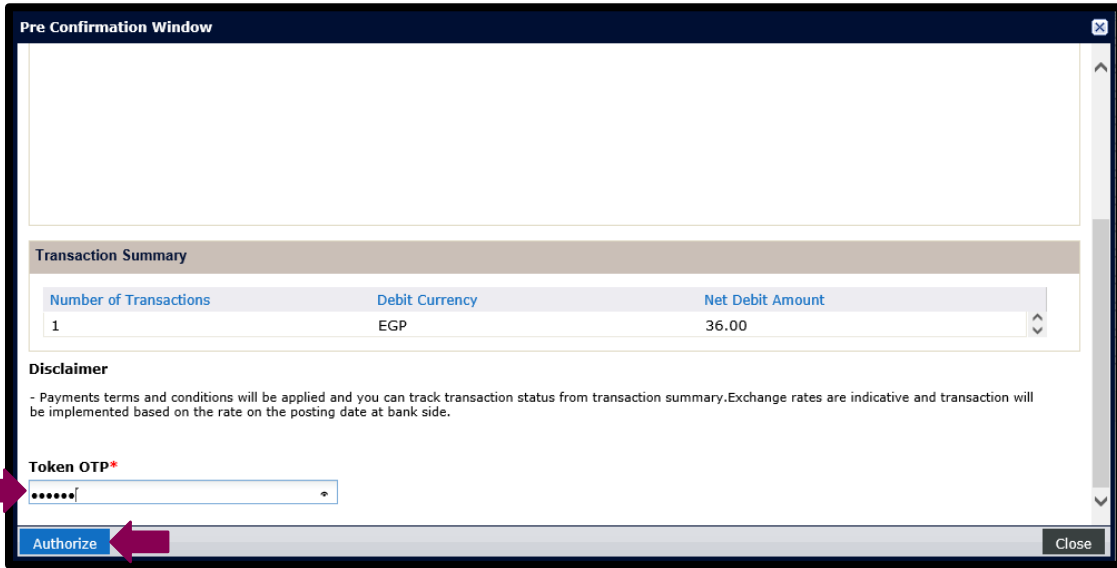
9- From the main menu, click on the pending activities to choose the transaction you want to approve



If the transaction didn't show yet press refresh

Choose the required transaction and press authorize

10- Enter the OTP (one time password) generated from token then press authorize.



Pre Confirmation Window

Transaction Summary

Number of Transactions	Debit Currency	Net Debit Amount
1	EGP	36.00

Disclaimer

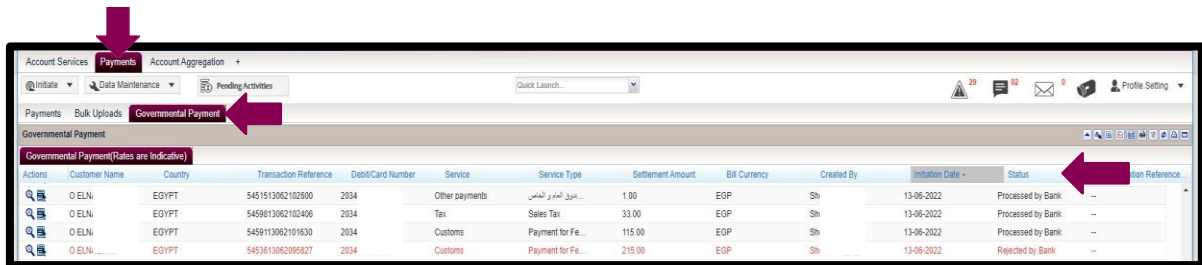
- Payments terms and conditions will be applied and you can track transaction status from transaction summary. Exchange rates are indicative and transaction will be implemented based on the rate on the posting date at bank side.

Token OTP*

••••••

Authorize **Close**

11- After transaction submitted successfully refer to Governmental Payment page to print the proof of payment



Account Services **Payments** Account Aggregation

Payments Bulk Uploads **Governmental Payment**

Governmental Payment (Rates are Indicative)

Actions	Customer Name	Country	Transaction Reference	Debit Card Number	Service	Service Type	Settlement Amount	Bill Currency	Created By	Initiation Date	Status	Transaction Reference
	O ELN	EGYPT	5451513062102800	2034	Other payments	التحويلات المصرفية	1.00	EGP	Sib	13-06-2022	Processed by Bank	--
	O ELN	EGYPT	5459813062102406	2034	Tax	Sales Tax	33.00	EGP	Sib	13-06-2022	Processed by Bank	--
	O ELN	EGYPT	5459113062101630	2034	Customs	Payment for Fe...	115.00	EGP	Sib	13-06-2022	Processed by Bank	--
	O ELN	EGYPT	5453613062095927	2034	Customs	Payment for Fe...	215.00	EGP	Sib	13-06-2022	Rejected by Bank	--

Governmental Payment

Service Provider	Service	Service Type
E-Finance	Tax	Sales Tax
payment Type	Tax registration number (9 numbers)	Tax Payment Period (DD-MM-YYYY)
Others	000002001	01-01-2022

Payment Information

Payment Amount	EGP	10,000.00
Fee	EGP	35.50
Total Amount	EGP	10,035.50

Payment Details

RegistrationNo:000002001
RegistrationName:مصرف قطر
Address:999
Office Name:خبر
Office Name:خبر

Transaction Posted Date and Time

Print PDF Close

Duple click on the required transaction to print the proof of payment and be sure that e-Finance confirmation reference number is available

Transaction Header			
Corporate Name	CBK123	Transaction Ref No	545
Status	Processed by Bank	Initiated Date	13-06-2022 10:26:12
Created By	Sh	Authorizer Name	Sh
Authorized Date	2022-06-13 10:29:34.0	Transaction Type	Governmental Payment

Debit Information			
Debit Account Number	2034	Currency	EGP
Account Name	EGP CPS GOVERNH	Account Type	GOV CURRENT ACCOUNT
Bank Name	Qatar National Bank	Branch Name	TANTA

Biller Information			
Service	#-#####-#####	Category	Other payments
Service Type	99991	Service Details	--
Biller Nick Name	--		

Payment Information			
Payment Amount	1.00	Payment Currency	EGP
Debit Amount	36.00	Debit Currency	EGP
Amount Due	-0.00	Amount Due Currency	EGP
Request Date	13-06-2022	Partial Payment Allowed	Yes
LBL_FEES	35.00		

1 of 1

THANKS