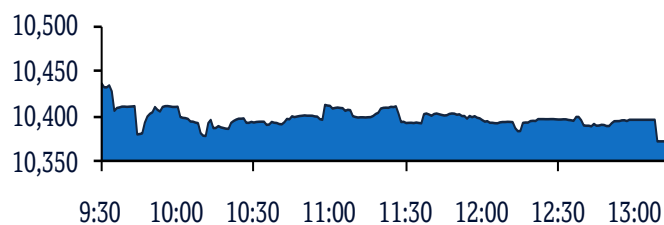


QSE Intra-Day Movement



Qatar Commentary

The QE Index declined 0.6% to close at 10,374.4. Losses were led by the Banks & Financial Services and Real Estate indices, falling 0.7% and 0.5%, respectively. Top losers were Mannai Corporation and The Commercial Bank, falling 4.7% and 3.0%, respectively. Among the top gainers, Salam International Investment Limited gained 4.8%, while Vodafone Qatar was up 4.4%.

GCC Commentary

Saudi Arabia: The TASI Index gained marginally to close at 9,964.8. Gains were led by the Utilities and Diversified Fin. indices, rising 4.2% and 1.8%, respectively. Aseer Trading Tourism rose 6.6%, while Saudi Company for Hardware was up 5.2%.

Dubai: The DFM Index gained 0.9% to close at 2,573.3. The Services index rose 1.2%, while the Banks index gained 1.1%. DXB Entertainments rose 2.6%, while Dubai Islamic Bank was up 2.2%.

Abu Dhabi: The ADX General Index gained 1.0% to close at 6,015.3. The Investment & Financial Services rose 11.6%, while the Consumer Staples index was up 0.6%. International Holdings Co. rose 12.8%, while Gulf Pharmaceutical Ind. was up 3.9%.

Kuwait: The Kuwait All Share Index fell 0.3% to close at 5,821.1. The Technology index declined 3.6%, while the Basic Materials index fell 0.7%. Yiacco Medical Co. declined 18.1%, while Injazzat Real Estate Development Company was down 9.6%.

Oman: The MSM 30 Index gained 1.0% to close at 3,699.8. Gains were led by the Financial and Industrial indices, rising 1.4% and 0.5%, respectively. Galfar Engineering & Contracting rose 4.2%, while HSBC Bank Oman was up 3.2%.

Bahrain: The BHB Index gained marginally to close at 1,459.0. The Services and Investment indices rose 0.1% each. Khaleeji Commercial Bank rose 9.1%, while APM Terminals Bahrain was up 2.8%.

Market Indicators	05 Apr 21	04 Apr 21	%Chg.
Value Traded (QR mn)	512.2	342.5	49.5
Exch. Market Cap. (QR mn)	604,695.9	607,197.6	(0.4)
Volume (mn)	405.2	248.1	63.3
Number of Transactions	8,894	6,073	46.5
Companies Traded	48	47	2.1
Market Breadth	16:29	18:27	-

Market Indices	Close	1D%	WTD%	YTD%	TTMP/E
Total Return	20,528.66	(0.6)	(0.8)	2.3	19.7
All Share Index	3,305.54	(0.4)	(0.6)	3.3	20.0
Banks	4,313.33	(0.7)	(1.1)	1.5	15.5
Industrials	3,371.92	(0.1)	0.3	8.8	37.5
Transportation	3,510.33	(0.2)	(1.2)	6.5	23.7
Real Estate	1,860.56	(0.5)	(1.0)	(3.5)	17.6
Insurance	2,592.13	(0.3)	(0.7)	8.2	96.3
Telecoms	1,117.03	1.4	1.8	10.5	26.1
Consumer	8,062.50	(0.4)	(0.2)	(1.0)	27.7
Al Rayan Islamic Index	4,402.61	(0.2)	(0.3)	3.1	20.8

GCC Top Gainers**	Exchange	Close*	1D%	Vol. '000	YTD%
Saudi Electricity Co.	Saudi Arabia	24.08	4.7	12,828.3	13.1
HSBC Bank Oman	Oman	0.10	3.2	7.0	7.7
Ahli Bank	Oman	0.11	2.9	103.7	(16.5)
Bank Dhofar	Oman	0.11	2.9	253.0	9.3
Rabigh Refining & Petro.	Saudi Arabia	17.50	2.6	8,495.9	26.6

GCC Top Losers**	Exchange	Close*	1D%	Vol. '000	YTD%
The Commercial Bank	Qatar	4.66	(3.0)	65.0	5.8
Saudi National Bank	Saudi Arabia	55.90	(1.9)	3,755.7	29.0
Ezdan Holding Group	Qatar	1.58	(1.5)	4,582.9	(11.3)
Qatar Islamic Bank	Qatar	16.39	(1.3)	403.4	(4.2)
Bupa Arabia for Coop. Ins.	Saudi Arabia	118.00	(1.2)	41.9	(3.4)

Source: Bloomberg (# in Local Currency) (** GCC Top gainers/losers derived from the S&P GCC Composite Large Mid Cap Index)

QSE Top Gainers	Close*	1D%	Vol. '000	YTD%
Salam International Inv. Ltd.	0.72	4.8	143,702.2	10.1
Vodafone Qatar	1.82	4.4	26,325.7	36.1
Qatari Investors Group	2.01	3.6	7,960.4	11.0
Investment Holding Group	0.90	3.0	131,278.9	49.6
Baladna	1.65	1.9	22,273.7	(7.9)

QSE Top Volume Trades	Close*	1D%	Vol. '000	YTD%
Salam International Inv. Ltd.	0.72	4.8	143,702.2	10.1
Investment Holding Group	0.90	3.0	131,278.9	49.6
Vodafone Qatar	1.82	4.4	26,325.7	36.1
Baladna	1.65	1.9	22,273.7	(7.9)
Qatar Oman Investment Company	0.88	1.5	9,260.8	(0.7)

QSE Top Losers	Close*	1D%	Vol. '000	YTD%
Mannai Corporation	3.93	(4.7)	1,463.8	31.1
The Commercial Bank	4.66	(3.0)	65.0	5.8
QLM Life & Medical Insurance Co.	5.00	(2.3)	1,880.9	58.7
Ezdan Holding Group	1.58	(1.5)	4,582.9	(11.3)
Qatar Islamic Bank	16.39	(1.3)	403.4	(4.2)

QSE Top Value Trades	Close*	1D%	Val. '000	YTD%
Investment Holding Group	0.90	3.0	117,067.2	49.6
Salam International Inv. Ltd.	0.72	4.8	101,665.8	10.1
Vodafone Qatar	1.82	4.4	47,537.8	36.1
Baladna	1.65	1.9	36,689.6	(7.9)
Qatari Investors Group	2.01	3.6	15,900.6	11.0

Source: Bloomberg (* in QR)

Regional Indices	Close	1D%	WTD%	MTD%	YTD%	Exch. Val. Traded (\$ mn)	Exchange Mkt. Cap. (\$ mn)	P/E**	P/B**	Dividend Yield
Qatar*	10,374.40	(0.6)	(0.8)	(0.3)	(0.6)	138.51	163,449.3	19.7	1.5	2.8
Dubai	2,573.32	0.9	0.6	0.9	3.3	24.60	97,436.2	20.1	0.9	3.1
Abu Dhabi	6,015.33	1.0	1.2	1.7	19.2	227.21	235,380.4	23.3	1.6	4.4
Saudi Arabia	9,964.84	0.0	0.7	0.6	14.7	2,996.77	2,530,893.6	38.4	2.2	2.4
Kuwait	5,821.09	(0.3)	0.1	0.8	5.0	129.00	109,783.0	46.6	1.4	2.6
Oman	3,699.78	1.0	0.9	(0.2)	1.1	7.68	16,790.9	12.1	0.7	4.9
Bahrain	1,459.02	0.0	0.3	0.1	(2.1)	1.40	22,313.4	38.7	1.0	2.5

Source: Bloomberg, Qatar Stock Exchange, Tadawul, Muscat Securities Market and Dubai Financial Market (** TTM; * Value traded (\$ mn) do not include special trades, if any)

Qatar Market Commentary

- The QE Index declined 0.6% to close at 10,374.4. The Banks & Financial Services and Real Estate indices led the losses. The index fell on the back of selling pressure from Qatari and Foreign shareholders despite buying support from GCC and Arab shareholders.
- Mannai Corporation and The Commercial Bank were the top losers, falling 4.7% and 3.0%, respectively. Among the top gainers, Salam International Investment Limited gained 4.8%, while Vodafone Qatar was up 4.4%.
- Volume of shares traded on Monday rose by 63.3% to 405.2mn from 248.1mn on Sunday. Further, as compared to the 30-day moving average of 253.1mn, volume for the day was 60.1% higher. Salam International Investment Limited and Investment Holding Group were the most active stocks, contributing 35.5% and 32.4% to the total volume, respectively.

Overall Activity	Buy %*	Sell %*	Net (QR)
Qatari Individuals	61.16%	60.90%	1,317,831.7
Qatari Institutions	9.41%	10.29%	(4,495,095.6)
Qatari	70.57%	71.19%	(3,177,263.9)
GCC Individuals	0.87%	2.25%	(7,076,993.2)
GCC Institutions	3.29%	1.00%	11,723,762.0
GCC	4.16%	3.25%	4,646,768.8
Arab Individuals	19.55%	16.70%	14,610,595.8
Arab Institutions	0.03%	0.04%	(33,482.1)
Arab	19.58%	16.73%	14,577,113.8
Foreigners Individuals	4.55%	4.65%	(517,149.0)
Foreigners Institutions	1.15%	4.18%	(15,529,469.7)
Foreigners	5.69%	8.83%	(16,046,618.7)

Source: Qatar Stock Exchange (*as a % of traded value)

Global Economic Data and Earnings Calendar

Global Economic Data

Date	Market	Source	Indicator	Period	Actual	Consensus	Previous
04/05	US	Markit	Markit US Services PMI	Mar	60.4	60.2	60
04/05	US	Markit	Markit US Composite PMI	Mar	59.7	-	59.1
04/05	US	Institute for Supply Management	ISM Services Index	Mar	63.7	59	55.3
04/05	Japan	Markit	Jibun Bank Japan PMI Services	Mar	48.3	-	46.5
04/05	Japan	Markit	Jibun Bank Japan PMI Composite	Mar	49.9	-	48.3
04/05	India	Markit	Markit India PMI Mfg	Mar	55.4	-	57.5

Source: Bloomberg (s.a. = seasonally adjusted; n.s.a. = non-seasonally adjusted; w.d.a. = working day adjusted)

Earnings Calendar

Tickers	Company Name	Date of reporting 1Q2021 results	No. of days remaining	Status
QNCD	Qatar National Cement Company	07-Apr-21	1	Due
QIBK	Qatar Islamic Bank	11-Apr-21	5	Due
QNBK	QNB Group	11-Apr-21	5	Due
QFBQ	Qatar First Bank	13-Apr-21	7	Due
QFLS	Qatar Fuel Company	14-Apr-21	8	Due
MARK	Masraf Al Rayan	19-Apr-21	13	Due
ABQK	Ahli Bank	20-Apr-21	14	Due
UDCD	United Development Company	21-Apr-21	15	Due
QIGD	Qatari Investors Group	21-Apr-21	15	Due
IGRD	Investment Holding Group	25-Apr-21	19	Due
QEWS	Qatar Electricity & Water Company	25-Apr-21	19	Due
DOHI	Doha Insurance Group	28-Apr-21	22	Due
QISI	Qatar Islamic Insurance Group	28-Apr-21	22	Due
DHBK	Doha Bank	28-Apr-21	22	Due

Source: QSE

Qatar

- ZHCD's AGM and EGM endorses items on its agenda** – Zad Holding Company (ZHCD) announced the results of the AGM and EGM, which were held on April 5, 2021. After hearing the Board of Directors report on the company performance during the year 2020 and the external auditors report on the financial year ended December 31, 2020, the following resolutions were passed:- ZHCD's AGM approved following resolutions: (1) Approved the financial report of the company for the year ended December 31, 2020, (2) Approved the BOD recommendation for a distribution of cash dividends of 70% (QR0.70 per share) and 10% bonus shares for 2020, (3) Approved the Management Report on the Corporate Governance practices during the year 2020, (4) Absolved the members of the Board of Directors from the responsibility for the financial year ended December 31, 2020 and approved their remunerations, (5) Approved the company procedures and criteria of board nominations and elections, and (6) Appointed KPMG as external auditor of the company for the year 2021. ZHCD's EGM approved following resolutions: - ZHCD's EGM approved the amendments in the company articles of association to increase the share capital by 10% in accordance with the AGM resolution to distribute 10% bonus shares. The EGM also delegated the Board of Directors to make the necessary changes on the articles of association according to its resolution. (QSE)
- AKHI to disclose its 1Q2021 financial results on April 28** – Al Khaleej Takaful Insurance Company (AKHI) will disclose its financial statement for the period ending March 31, 2021 on April 28, 2021. (QSE)
- QISI's AGM endorses items on its agenda** – Qatar Islamic Insurance Group (QISI) announced the results of the AGM. The meeting was held on April 5, 2021 and the following resolutions were approved: – (1) Approval of the report of the Board of Directors for the year ended December 31, 2020, (2) Approval of the report of the Shari'ah Supervisory Board for the year ended December 31, 2020, (3) Approval of the report of the Independent Auditors for the year ended December 31, 2020, (4) Approval of the policyholders and shareholders' financial statements for the year ended December 31, 2020 and approved of the recommendation made by the Board of Directors to distribute cash dividends equaling 32.5% of the shares nominal value i.e. QR0.325 per share for the year ended December 31, 2020, (5) Absolving the Board of Directors of all responsibility and granting there remunerations for the financial year 2020, (6) Approved of the report of the Governance for the year 2020, and (7) Approved appointing M/S. Ernst & Young as the company's new Independent Auditors for the financial year 2021. (QSE)
- Baladna to hold its AGM on April 20** – Baladna announced that the AGM will be held on April 20, 2021, at Power International Holding Tower (first floor) – Lusail. In case of not completing the legal quorum, the second meeting will be held on April 28, 2021, at Power International Holding Tower (first floor) – Lusail. Agenda for the AGM: – (1) To hear and discuss the report of the

Board of Directors on the activities and financial position of the company for the year ended December 31, 2020 and approve it. And discuss the company's future plan, (2) To hear and discuss the Statutory External Auditors' report for the year ended December 31, 2020 and approve it, (3) Discuss the company's balance sheet and profit & loss statements for the period ended December 31, 2020 and vote for approval, (4) Approve the Board of Directors' recommendation to distribute cash dividends to the shareholders at a rate of 5.3% of the nominal value of the shares for the year ended December 31, 2020, (5) Discharge the members of the Board of Directors from liability for the year ended December 31, 2020 and approve their remuneration, (6) Discharge the Statutory Auditor from liability for the year ended December 31, 2020, (7) Appoint the Statutory Auditor for the year 2021 and determine their remuneration, (8) Discuss and approve the company's Corporate Governance report. (QSE)

- QFBQ's AGM endorses items on its agenda; postpones its EGM to March 12** – Qatar First Bank (QFBQ) announced the results of its AGM, which was held on April 5, 2021. Since the quorum required to hold EGM was not achieved on the day, the EGM was adjourned to next Monday, April 12, 2021 at 3:30pm and shall be held via Zoom at the bank's headquarters in Doha, Qatar, in accordance with the published invitation sent to the shareholders in accordance with the applicable rules and regulations. Resolutions passed by QFBQ's AGM :- (1) The General Assembly approved the Chairman's report on the bank's activities and the financial position for the financial year ended December 31, 2020, and the bank's business plan for the year 2021, (2) The General Assembly approved the External Auditor's report on the bank's Financial Statements for the year ended December 31, 2020, (3) The General Assembly approved the bank's consolidated and audited financial statements, including the profits and losses report, and balance sheet, for the financial year ended December 31, 2020, (4) The General Assembly approved the bank's Annual Report for the financial year ended December 31, 2020, (5) The General Assembly approved the proposal of the Board of Directors not to distribute dividends and not to take optional reserves for the financial year ended December 31, 2020, (6) The General Assembly approved discharging members of the Board of Directors from any liability relating to their directorship duties and responsibilities for the financial year ended December 31, 2020 and approved the Board's recommendation not to award bonuses to the board members for the financial year ended December 31, 2020, (7) The General Assembly approved the bank's Corporate Governance Report for the year 2020 and the External Auditor's independent report on the effectiveness of the design, implementation, and operation of ICOFR and compliance with QFMA's corporate governance regulatory requirements, (8) The General Assembly approved all major transactions undertaken by the Bank during the financial year ended December 31, 2020, and (9) The General Assembly approved renewing the appointment of Ernst & Young as the Bank's auditors for the financial year 2021 and approved their fees as per the recommendation of the Board. (QSE)

- **Sheikh Faisal: QFBQ's judicious shift in operating model generates growth** – Qatar First Bank (QFBQ) held its annual general meeting (AGM) yesterday virtually via Zoom, which was chaired by Sheikh Faisal bin Thani Al-Thani, QFBQ's Chairman, with the attendance of the Board members, bank's shareholders, and senior management team. Addressing the AGM, Sheikh Faisal said, "Qatar's response to the pandemic-related challenges in 2020 was truly exceptional, having taken timely measures to navigate both economic and healthcare challenges wisely, while providing relief measures to all business sectors during these challenging times. QFBQ's relentless efforts to implement strict internal controls, increase operational efficiency and rationalize expenditures, led to an improved performance, and in reducing overall expenses by 6.9%. In addition to a sustainable fee income stream, a drop in funding costs and a better managed deposits book have all helped improve the bank's balance sheet and overall liquidity position. QFBQ has successfully emerged with a clear vision, and a mission to continue to add value to our shareholders and clients. QFBQ's judicious move to shift towards a new operating model that invests in risk-adjusted yield-generating investment products has generated growth. Our products have helped investors to access the US real estate market through a Shari'ah-compliant platform, which garnered an overwhelming response. The success achieved, and which reflects on all our financial indicators, comes as a result of our effective measures related to corporate governance, in addition to our clear strategic direction, and sourcing of profitable investments, as well as our prudent risk management and well-disciplined execution and monitoring processes." (Gulf-Times.com)
- **Qatar's PMI rises MoM to 54.9 in March** – The latest Purchasing Managers' Index (PMI) survey data from IHS Markit indicated a strengthening rate of expansion in the non-energy private sector economy during March. Growth rates for both output and new orders accelerated considerably during the month and were among the sharpest registered since the survey began in April 2017. Employment rose at the strongest rate in four months, whilst input purchasing increased sharply. Firms were able to keep up with the sustained growth in demand as indicated by backlogs remaining broadly stable during the month. Boosted by the stronger demand environment, firms' expectations improved at the end of the quarter, but there were still signs of pessimism as sentiment remained historically weak. Input prices continued to fall on average, although the rate of deflation eased for the second month in a row. Greater demand for Qatari goods and services allowed firms to raise their selling prices, however. The PMI rose from 53.2 in February to 54.9 in March, with the latest figure the fourth highest ever registered in the survey. Sub-sector PMI readings indicated that manufacturing was the strongest-performing area in March (58.0), followed by wholesale & retail (56.0), services (53.5) and construction (52.9) respectively. The 1.8-point rise in the headline figure in March was driven by the two largest components: output and new orders, both of which registered the third-fastest expansion in the survey history. Employment and the stocks of purchases components also had positive contributions to the PMI. Staffing rose to four month high while stocked inventories increased marginally. The final component, supplier's delivery times also supported growth in the headline figure (although vendor

performance deteriorated, this impact is inverted in the PMI calculation). Despite companies reporting a notable pick-up in customer numbers in March, the volume of outstanding work was broadly stable as firms were able to keep up with the surge in demand. Purchasing activity meanwhile rose, with the rate of growth the strongest in five months. (Markit)

- **Rising occupancy rates in hotels signal strong recovery** – The recovery in Qatar's hospitality sector has gained further momentum as the occupancy rate in hotels in the country has risen sharply in February. The recovery is not only solid but also widespread as hotels of all categories, ranging from Five-star to smaller hotels, have seen surge in occupancy rates and revenue per available room. The occupancy rate of Five-star hotels has jumped to 62% in February 2021 from 51% in January this year, according to the latest report by the Planning and Statistics Authority. The Four-star hotels have also observed the similar trend as the occupancy rate for these hotels has increased to 68% in February from 59% in January this year. The rise has also been witnessed on YoY basis as the occupancy rate was 67% in February in 2020. Similarly, the occupancy rate for Three-star hotels has increased to 82% in February from 70% in January this year. The biggest monthly surge has been witnessed by One and Two-star hotels as the occupancy rate for these hotels has jumped to 81% in February from 38% in January this year. Along with occupancy rate, hotels have also seen increase in Revenue Per Available Room. Improvement in Revenue Per Available Room is a positive signal for hotel industry as it measures a hotel's ability to sell its available rooms at a certain average rate. Revenue Per Available Room for Five-star hotels increased to QR321 in February from QR264 in January while for Four-star hotels, it increased to QR152 from QR128 in January. For Three-star hotels this revenue has increased to QR150 in February from QR115 in January. The rise in the occupancy rate and Revenue Per Available Room in hotels is the result of measures taken by the government, initiatives by hotels and increase in economic activity in the country. (Peninsula Qatar)

International

- **US's Yellen says IMF reserves expansion will benefit poor countries** – US Treasury Secretary, Janet Yellen said that a \$650bn increase in International Monetary Fund currency reserves will put significant resources into the hands of the world's poorest countries facing the biggest pandemic needs. Yellen told the Chicago Council on Global Affairs that many advanced economies -- which will get the biggest share of resources from the US-backed Special Drawing Rights allocation -- have indicated a desire and willingness to loan or donate SDRs to poorer countries through IMF facilities. Yellen also said that she doubted that Biden spending initiatives, including a \$1.9tn relief package and a proposed \$2tn infrastructure investment plan, would cause inflationary pressures because the true US unemployment rate was still around 9% due to the coronavirus pandemic. (Reuters)
- **Yellen pledges US international cooperation calls for global minimum tax** – US Treasury Secretary, Janet Yellen said on Monday that she is working with G20 countries to agree on a global corporate minimum tax rate and pledged that restoring US multilateral leadership would strengthen the global economy and advance US interests. In a speech ahead of her first

International Monetary Fund and World Bank Spring Meetings as Treasury chief, Yellen signaled stronger US engagement on issues from climate change to human rights to tax base erosion. A global minimum tax proposed by the Biden administration could help to end a “thirty-year race to the bottom on corporate tax rates,” Yellen told an online event hosted by the Chicago Council on Global Affairs. The proposal is a key pillar of President Joe Biden’s \$2tn infrastructure spending plan, which calls for an increase in the US corporate tax rate to 28% while eliminating some deductions associated with overseas profits. Without a global minimum, the United States would again have higher rates than a number of other major economies, tax experts say, while the U.S. proposal could help jump-start negotiations for a tax deal among major economies. World Bank President, David Malpass said finance leaders from the Group of 20 major economies on Wednesday would discuss global tax issues, including for digital services, adding that international attitudes were shifting away from continual tax reductions. (Reuters)

- **World Bank Chief expects G20 to extend debt payment freeze through end-2021** – World Bank President, David Malpass said on Monday he expects China, the US and other Group of 20 major economies to extend a freeze in bilateral debt service payments through the end of 2021 when they meet this week. The G20 Debt Service Suspension Initiative (DSSI) has already helped countries defer some \$5.7bn in payments through the end of 2020, with another \$7.3bn in deferred payments expected through June, according to World Bank data. Extending the debt payment freeze through year-end would save even more money that countries could use to combat the COVID-19 pandemic and support their economies, Malpass told reporters, but gave no specific estimate. He said G20 members would probably stipulate that such an extension would be the “last or final” one offered. Doing so would incentivize countries to move toward more “permanent solutions to their debt situations,” including through the G20 Common Framework for debt treatments, the World Bank and International Monetary Fund said in a joint paper here prepared for their spring meetings this week. (Reuters)
- **Biden says higher corporate tax will not hurt economy** – US President, Joe Biden on Monday defended his proposal to raise corporate taxes to help pay for his infrastructure spending plans, saying he was not worried the hike would harm the economy and that there was no evidence it would drive business abroad. Speaking to reporters in Washington after spending Easter weekend at the Camp David presidential retreat in Maryland, Biden again took aim at the 50 or 51 corporations on the Fortune 500 list that paid no taxes at all for three years, saying it was time for them to pay their share. Asked if raising the corporate tax rate to 28% from 21% would drive away corporations, Biden said: “Not at all, there’s no evidence of that.” Biden’s predecessor, Donald Trump, and Republican lawmakers cut the corporate rate to 21% in 2017 from 35%. Trump repeatedly promised to tackle the nation’s crumbling infrastructure during his presidency but never delivered on that. (Reuters)
- **US service sector activity index hits record high in March** – The seasonally adjusted final IHS Markit US Services PMI Business Activity Index registered 60.4 in March, up from 59.8 in February and above the earlier released ‘flash’ estimate of 60.0. The rate of output growth signaled was the fastest since July 2014. Service

providers often stated that the stronger expansion in business activity was due to greater client demand and the easing of virus containment restrictions in some states. A measure of US services industry activity surged to a record high in March amid robust growth in new orders, in the latest indication of a roaring economy that is being boosted by increased vaccinations and massive fiscal stimulus. The upbeat survey from the Institute for Supply Management (ISM) on Monday followed news on Friday that the economy added 916,000 jobs in March, the most in seven months. Economic growth this year is expected to be the strongest in nearly four decades. “Vigorous services activity in March sets the stage for robust expansion in the second quarter,” lead US Economist at Oxford Economics in New York, Oren Klachkin said. “All the right pieces for a faster services recovery – expanded vaccine eligibility, re-openings, and historic fiscal expansion – are falling into place.” The ISM’s non-manufacturing activity index rebounded to a reading of 63.7 last month also due to warmer weather. That was the highest in the survey’s history and followed 55.3 in February. (Reuters, Markit)

- **US factory orders decline in February** – New orders for US-made goods fell in February, likely weighed down by unseasonably cold weather, though manufacturing remains strong as the economic recovery regains steam amid an improving public health situation and massive fiscal stimulus. The Commerce Department said on Monday that factory orders dropped 0.8% after surging 2.7% in January. Economists polled by Reuters had forecast factory orders slipping 0.5% in February. Orders increased 1.0% on a YoY basis. Severe weather blanketed large parts of the country, including winter storms in Texas and other parts of the densely populated South region, in the second half of February, disrupting consumer spending, production at factories, home building and sales. But that’s all the rear-view mirror. The Institute for Supply Management (ISM) said last week its index of national factory activity jumped in March to its highest level since December 1983. Manufacturing, which accounts for 11.9% of the US economy, has been buoyed by a shift in demand towards goods from services during the pandemic. (Reuters)
- **Epiq AACER: US bankruptcies increased in March in sign backlog may be clearing** – US bankruptcies surged in March to the highest level in a year, driven by a 41% jump in MoM filings by consumers, data firm Epiq AACER reported on Monday. Overall commercial filings also increased, though the Chapter 11 bankruptcy used by larger companies fell, the firm said. U.S. bankruptcies had declined through much of the pandemic year, a fact Epiq AACER officials suspected was just a delay in filings due to the flow of fiscal support to consumers or even courthouse closures during the peak of the pandemic. That may now be reversing. All noncommercial filings increased by nearly 12,000 in March to just over 41,000, the company reported. (Reuters)
- **Japan’s soft household spending, wages signal prolonged COVID-19 economic strains** – Japan’s household spending dropped for a third straight month in February, data showed on Tuesday, as emergency curbs to prevent the spread of the coronavirus hurt consumption and raised the risk of a more prolonged and bumpier economic recovery. Separate data on wages reinforced signs of a challenging growth outlook as policymakers strive to mitigate the consumer and business

impact of the health crisis. Analysts are forecasting an economic contraction in the first quarter as a state of emergency in Tokyo and some other areas to contain a renewed spike in coronavirus cases pressures businesses, especially the service sector such as restaurants and hotels. Household spending dropped 6.6% in February from a year earlier, after a 6.1% decline in January and compared with a median market forecast for a 5.3% fall, government data showed. The major areas of the downturn in spending was seen in travel package tours, eating out and transportation as the pandemic prompted people to change their spending behavior. On the plus side, the MoM figures showed spending up 2.4%, rebounding from a 7.3% fall in January but lagged a forecast of a 2.8% gain. "Consumer spending is expected to pick up in March and April due to pent-up demand after the government's lifting a state of emergency and hopes for the coronavirus vaccine," Senior Economist at Daiwa Securities, Toru Suehiro said. (Reuters)

- **Japan Finance Minister backs new SDR allocation** – Japan would agree on a new allocation of special drawing rights (SDR) as long as the International Monetary Fund (IMF) and World Bank help ensure transparency in providing the increased money for poor countries, Finance Minister, Taro Aso said on Tuesday. "There would be no point to it if SDR expansion is used for paying back debts to China," Aso told reporters after a cabinet meeting, repeating tacit criticism against China's lending practice to low-income countries. Japan has backed a \$650 billion increase in IMF monetary reserves. Speaking on the eve of a virtual gathering of financial leaders from the Group of Seven rich nations and the G20 major economies this week, Aso welcomed US Treasury Secretary, Janet Yellen's calls for the introduction of a global minimum corporate tax rate. (Reuters)
- **China's services sector recovery accelerates in March** – A recovery in China's services sector picked up speed in March as firms hired more workers and business optimism surged, although inflationary pressures remained, a private sector survey showed on Tuesday. The Caixin/Markit services Purchasing Managers' Index (PMI) rose to 54.3, the highest since December, from 51.5 in February, well above the 50-mark that separates growth from contraction on a monthly basis. Firms reported the sharpest increases in activity and overall sales in three months. New export business continued to contract but at a slower pace. A sub-index for employment rose back into positive territory as businesses hired more workers than they laid off, the survey showed. The findings were largely in line with an official survey released last week. (Reuters)
- **India's factory activity slows to seven months low on renewed COVID-19 lockdowns** – India's factory activity grew at its weakest pace in seven months in March as renewed lockdowns to curtail a resurgence in COVID-19 cases dampened domestic demand and output, a private survey showed, forcing firms to cut headcount again. Last week, the Indian government advised federal states to try and control the rapid spread of the virus. Tighter restrictions on activity suggest factories could be in for a tough April. The Nikkei Manufacturing Purchasing Managers' Index, compiled by IHS Markit, declined to a seven-month low of 55.4 last month from February's 57.5, but remained above the 50-level separating growth from contraction for an eighth straight month. Despite foreign orders growing at a faster pace in March,

a sub-index tracking overall demand declined to its lowest since August 2020. Output also grew at its weakest pace in seven months. "Survey participants indicated that demand growth was constrained by the escalation of the COVID-19 pandemic, while the rise in input buying was curtailed by an intensification of cost pressures," Economics Associate Director at IHS Markit, Pollyanna De Lima said. (Reuters)

Regional

- **Some Middle East economies start recovering; GDP forecasts revised** – Some economies in the Middle East are already starting to recover after months of hardship caused by the coronavirus pandemic, according to a new analysis by PwC. Expectations for GDP have been scaled up for Gulf states like Bahrain and Oman, but trimmed for Saudi Arabia, as new official data have become available recently. Bahrain's real GDP is likely to grow by 3.3% in 2020, up from the 2.3% forecast published in December 2020. Oman's economy is also expected to perform better than previously forecast, with its GDP estimated to be around 1.8%, up from -0.5%. As for Saudi Arabia, real GDP will be around 2.6%, down from 3.1% in the previous estimate. Forecasts for Qatar, Kuwait and UAE have remained the same at 2.5%, 0.6% and 1.3%, respectively. (Zawya)
- **OPEC: Global oil demand may be higher in 2H2021 on 'stronger' recovery** – Global oil demand is expected to be higher in the second half (H2) of this year, reflecting expectations for a stronger economic recovery with the positive impact of vaccination rollouts, OPEC has said in a report. For 2021, world oil demand growth is expected at 5.9mn bpd, to stand at 96.3mn bpd. In regional terms, OECD oil demand is expected to increase by 2.6mn barrels per day (mbpd) this year to stand at 44.6mn bpd, while non-OECD demand is seen rising by 3.3mn bpd to average 51.6mn bpd, OPEC said in its latest report. Demand for OPEC crude in 2021 is forecast to stand at 27.3mn bpd, around 4.9mn bpd higher than in 2020. Spot crude prices surged by more than 13% in February to their highest monthly average since January 2020. Oil prices were supported by ongoing improvements in oil market fundamentals and a futures market that remained bullish in anticipation of a recovery in demand amid restrained global oil supplies, OPEC said. (Gulf-Times.com)
- **Saudi non-oil private sector keeps up steady growth in March** – Saudi Arabia's non-oil private sector grew for the seventh straight month in March, albeit at a slower pace, with output and new orders expanding more moderately than a month earlier, a survey showed on Monday. The seasonally adjusted IHS Markit Saudi Arabia Purchasing Managers' Index (PMI) fell slightly to 53.3 in March from 53.9 in February, remaining above the 50 mark that separates expansion from contraction. The overall index has fallen from a recent peak of 57.1 in January, indicating the recovery from the COVID-19 pandemic has lost some momentum. "The pandemic and associated restrictions continued to trim new business growth, according to respondents, contributing to a more downbeat outlook for business activity over the next 12 months," Economist at survey compiler IHS Markit, David Owen said. "This largely reflected doubts about clients' willingness to spend as well as the short-term boost to the economy from the vaccine rollout, with some firms expecting market activity to remain subdued until the second half of the year." The output subindex slipped to 56.2

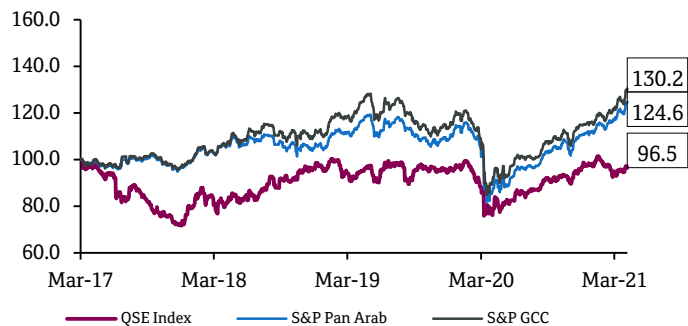
from 56.9, dropping further from the 15-month high hit in January and below the series average of 61.5. (Reuters)

- **Indian refiners deepen cuts to Saudi oil purchases in May** – Indian state refiners will buy 36% less oil from Saudi Arabia in May than normal, three sources said, in a sign of escalating tensions with Riyadh even after the Kingdom supported the idea of boosting output from OPEC and allied producers last week. Energy relations between India, the world's third biggest oil importer and consumer, and Saudi Arabia have soured as global oil prices spiked. New Delhi blames cuts by the Saudis and other oil producers for driving up crude prices as its economy tries to recover from the pandemic. State-run refiners have placed orders to buy 9.5mn barrels of Saudi oil in May, compared with the previously planned 10.8mn barrels, three sources said. The refiners - Indian Oil Corp, Bharat Petroleum Corp, Hindustan Petroleum Corp and Mangalore Refinery and Petrochemicals Ltd - normally buy 14.8mn barrels of Saudi oil in a month. The decision to place nominations for less oil was taken on Monday, within two days of a telephone conversation between Indian oil minister Dharmendra Pradhan and his Saudi counterpart Prince Abdulaziz bin Salman on Saturday, three sources said. (Reuters)
- **Apollo said to lead buyout group for \$10bn Aramco deal** – Apollo Global Management Inc. is leading a group of investors aiming to buy a roughly \$10bn stake in Saudi Aramco's oil pipelines, sources said. The buyout firm's consortium will include US and Chinese investors and has been shortlisted to make a final offer, the people said, asking not to be identified as the matter is private. Aramco, Saudi Arabia's state energy company, has narrowed the pool of bidders and Canada's Brookfield Asset Management Inc. and BlackRock Inc. are no longer involved, the sources said. While the Apollo consortium is currently seen as a leading contender, another bidder could still emerge as the winner, the people said. Aramco, the world's biggest oil company, may choose a winner in the coming weeks, though it could decide not to sell the stake, according to sources. (Bloomberg)
- **Saudi Arabia's unpaid tab with metro builders runs into billions** – US-based Bechtel Corp. and other international firms are pursuing billions of dollars in unpaid bills from Saudi Arabia's government for work done on the Riyadh metro project, according to five people familiar with the matter. Bechtel is owed around \$1bn for the transport system, a cornerstone of the government's efforts to upgrade the traffic-clogged Saudi capital, according to sources. Companies working on the project, which also involves French, Spanish and Italian firms are pursuing several billions of dollars in unpaid bills in total, two of the people said, with Bechtel owed the most. The overdue payments are related in part to construction delays and cost overruns caused by the coronavirus pandemic, which trapped some workers outside the Kingdom and made it difficult to continue the pace of work on the project, sources said. The payments dispute took on diplomatic overtones last year when the American, French and Spanish embassies in Riyadh raised the matter in a letter to the Saudi government, sources said. (Bloomberg)
- **Yanbu Cement Company postpones capital reduction plan amid private sector push** – Saudi Arabia's Yanbu Cement Co said on Monday it was postponing a recommendation to decrease its capital to support Saudi government plans requiring the private sector to invest in the local economy. Yanbu Cement, listed on the Saudi stock exchange Tadawul, had said in January its board had recommended a capital reduction to SR1bn from SR1.575bn as the capital exceeded the company's needs. The capital decrease would have happened by cancelling 36.5% of its shares and compensating shareholders. But the firm decided to postpone the plan "in line with the private sector partnership reinforcement program" announced by Saudi Arabia's Crown Prince Mohammed bin Salman last week, it said in a bourse filing on Monday. (Reuters)
- **Anaam signs MoU to acquire 51% of Saudi Wasit Factory** – Saudi Arabia's Anaam International has signed a non-binding MoU to acquire 51% of Saudi Wasit Factory for Entertainment & Beauty Systems. Wasit factory produces toys, entertainment equipment and accessories. The MoU will be effective for 60 days. (Bloomberg)
- **UAE March non-oil private sector growth climbs to 20-month high** – The UAE's non-oil private sector grew in March at the fastest pace since July 2019, boosted by new business and a sharp rise in the construction sector, a survey showed on Monday. The seasonally adjusted IHS Markit UAE Purchasing Managers' Index (PMI), which covers manufacturing and services, rose to 52.6 in March from 50.6 in February, hitting a 20-month high and indicating a solid upturn in business conditions but still below the series average of 54.1. The PMI has also now been above the 50.0 no-change mark in each of the latest four months, signaling increased momentum in the economy's recovery. Likewise, business confidence improved to an eight-month high, with vaccine optimism driving confidence in future activity," Economist at survey compiler IHS Markit, David Owen said. The output subindex climbed to 56.3 in March from 51.8 in February, also reaching its highest level since July 2019 but still below the series average of 57.3. (Reuters)
- **US, UAE pledge joint effort to finance decarbonization** – The US and the UAE will work together on coordinating finance to decarbonize the economy, focusing on areas including hydrogen, renewable energy and low carbon urban design, a joint statement said on Monday. US Climate envoy, John Kerry, who is leading efforts to get countries to step up commitments to cutting emissions, during a visit to UAE took part in a Middle East and North Africa (MENA) climate dialogue in Abu Dhabi on Sunday. (Reuters)
- **Emirates Development Bank to allocate \$8.17bn for vital companies** – The state-run Emirates Development Bank plans to allocate \$8.17bn in the coming years to support companies in sectors considered as priority for the economy, the UAE's Prime Minister, Sheikh Mohammed Bin Rashid Al-Maktoum he said. "The target is to fund 13,500 new companies," said. (Reuters)
- **Dubai Mercantile Exchange launches Mideast crude trading platform** – The Dubai Mercantile Exchange launched a bilateral trading platform on Monday for companies to trade multiple Middle East crude grades priced against DME's Oman crude futures. The seven grades are: Dubai, Upper Zakum and Murban from the UAE, Basra Light and Basra Heavy from Iraq, Qatar's al-Shaheen and Oman crude, it said in a statement. The platform, called the Alternative Crude Ecosystem (ACE), is aimed at widening the use of DME Oman crude futures as a benchmark for

Middle East crude. The other alternative is Dubai, operated by S&P. (Reuters)

- **Dubai Islamic Bank plans to sell AT1 Islamic bonds** – Dubai Islamic Bank (DIB), the UAE's largest Islamic lender, plans to tap the international debt markets with US dollar-denominated Additional Tier 1 (AT1) Sukuk, or Islamic bonds, as soon as this week, two sources said on Monday. AT1 bonds, the riskiest debt instruments banks can issue, are designed to be perpetual in nature but issuers can call them after a specified period. DIB, which raised \$1bn via AT1 Sukuk in November, did not immediately respond to a request for comment. (Zawya)
- **Abu Dhabi's Al Hail Holding acquires wealth management firm Allied Investment Partners** – Abu Dhabi-based investment company Al Hail Holding has completed the acquisition of wealth and asset management firm Allied Investment Partners (AIP). With the acquisition, AIP is now a “fully local” financial services company, according to Chairman of AIP, Hamad Jassim Al Darwish. The company is currently developing new products targeting investors in the region. Al Hail Holding, whose portfolio spans across various sectors, including financial services, healthcare, education, infrastructure, retail and real estate, did not disclose the value of the acquisition. Established in 2007, the acquired company is licensed by the Securities and Commodities Authority in the UAE to provide asset management, alternative investments, wealth management, corporate finance and investment banking advisory services. “We are excited about this acquisition and the new board of directors which consists of reputable and experienced directors, which will also provide direction and guidance towards achieving AIP’s vision,” Managing Director of AIP, Iyad Abu Hweij said. (Zawya)
- **Kuwait’s February consumer prices rise 3.03% YoY** – Kuwait's consumer prices rose 3.03% in February YoY, according to the Central Statistical Bureau. The consumer prices rose 0.17% MoM. (Bloomberg)
- **Oman to ban entry of visitors from April 8** – Oman will only allow citizens and residents to enter the Gulf Arab state from April 8 following an increase in COVID-19 cases that is pressuring the health care system, the country’s coronavirus committee said on Monday. The committee also extended an evening ban on all commercial activities until the end of the Muslim fasting month of Ramadan, which is due to start in mid-April this year, according to a statement on state media. (Reuters)
- **Oman sells OMR65.6mn 28-day bills at yield 0.652%** – Oman sold OMR65.6mn of 28-day bills due on May 5. The bills were sold at a price of 99.95, have a yield of 0.652% and will settle on April 7. (Bloomberg)
- **Bahrain sells BHD70mn 91-day bills at yield 1.2%** – Bahrain sold BHD70mn of 91-day bills due on July 7. The bills were sold at a price of 99.697, have a yield of 1.2% and will settle on April 7. (Bloomberg)

Rebased Performance

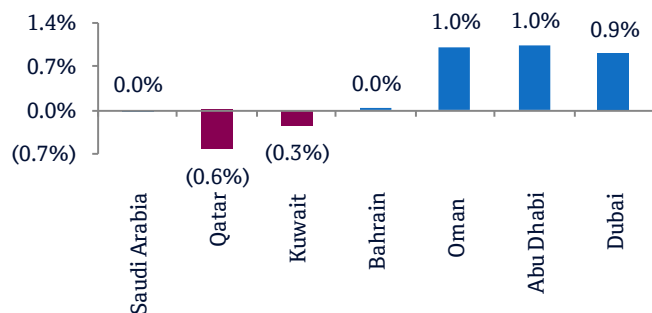


Source: Bloomberg

Source: Bloomberg

Asset/Currency Performance	Close (\$)	1D%	WTD%	YTD%
Gold/Ounce	1,728.27	(0.0)	(0.0)	(9.0)
Silver/Ounce	24.88	(0.5)	(0.5)	(5.8)
Crude Oil (Brent)/Barrel (FM Future)	62.15	(4.2)	(4.2)	20.0
Crude Oil (WTI)/Barrel (FM Future)	58.65	(4.6)	(4.6)	20.9
Natural Gas (Henry Hub)/MMBtu	2.38	(4.8)	(4.8)	(0.4)
LPG Propane (Arab Gulf)/Ton	96.00	1.6	1.6	27.6
LPG Butane (Arab Gulf)/Ton	89.25	(4.3)	(4.3)	19.0
Euro	1.18	0.5	0.5	(3.3)
Yen	110.18	(0.5)	(0.5)	6.7
GBP	1.39	0.5	0.5	1.7
CHF	1.07	0.7	0.7	(5.5)
AUD	0.77	0.5	0.5	(0.6)
USD Index	92.60	(0.5)	(0.5)	3.0
RUB	76.39	(0.2)	(0.2)	2.7
BRL	0.18	0.7	0.7	(8.3)

Daily Index Performance



Source: Bloomberg

Source: Bloomberg (*\$ adjusted returns; Market was closed on April 5, 2021)

Global Indices Performance	Close	1D%*	WTD%*	YTD%*
MSCI World Index	2,872.97	1.1	1.1	6.8
DJ Industrial	33,527.19	1.1	1.1	9.5
S&P 500	4,077.91	1.4	1.4	8.6
NASDAQ 100	13,705.59	1.7	1.7	6.3
STOXX 600#	432.22	0.0	0.0	4.3
DAX#	15,107.17	0.0	0.0	5.5
FTSE 100#	6,737.30	0.0	0.0	5.6
CAC 40#	6,102.96	0.0	0.0	5.9
Nikkei	30,089.25	1.3	1.3	2.8
MSCI EM	1,338.79	0.0	0.0	3.7
SHANGHAI SE Composite#	3,484.39	0.0	0.0	(0.3)
HANG SENG#	28,938.74	0.0	0.0	6.0
BSE SENSEX	49,159.32	(1.8)	(1.8)	2.7
Bovespa	117,518.40	2.5	2.5	(9.9)
RTS	1,457.13	(0.7)	(0.7)	5.0

Contacts

QNB Financial Services Co. W.L.L.

Contact Center: (+974) 4476 6666

info@qnbfs.com.qa

Doha, Qatar

Saugata Sarkar, CFA, CAIA

Head of Research

saugata.sarkar@qnbfs.com.qa

Shahan Keushgerian

Senior Research Analyst

shahan.keushgerian@qnbfs.com.qa

Mehmet Aksoy, PhD

Senior Research Analyst

mehmet.aksoy@qnbfs.com.qa

Disclaimer and Copyright Notice: This publication has been prepared by QNB Financial Services Co. W.L.L. ("QNBFS") a wholly-owned subsidiary of Qatar National Bank (Q.P.S.C.). QNBFS is regulated by the Qatar Financial Markets Authority and the Qatar Exchange. Qatar National Bank (Q.P.S.C.) is regulated by the Qatar Central Bank. This publication expresses the views and opinions of QNBFS at a given time only. It is not an offer, promotion or recommendation to buy or sell securities or other investments, nor is it intended to constitute legal, tax, accounting, or financial advice. QNBFS does not make any representations or warranties as to the accuracy and completeness of the information it may contain, and declines any liability in that respect. For reports dealing with Technical Analysis, expressed opinions and/or recommendations may be different or contrary to the opinions/recommendations of QNBFS Fundamental Research as a result of depending solely on the historical technical data (price and volume). QNBFS reserves the right to amend the views and opinions expressed in this publication at any time. It may also express viewpoints or make investment decisions that differ significantly from, or even contradict, the views and opinions included in this report. This report may not be reproduced in whole or in part without permission from QNBFS.

COPYRIGHT: No part of this document may be reproduced without the explicit written permission of QNBFS.