

## Market Review and Outlook

The Qatar Stock Exchange (QSE) Index increased by 16.38 points or 0.14% during the week, to close at 11,619.41. Market capitalization declined by 0.26% to QR667.6 billion (bn) as compared to QR669.3bn at the end of the previous week. Of the 47 traded companies, 19 ended the week higher, 25 ended lower, while 3 remained unchanged. Qatari German Company for Medical Devices (QGMD) was the best performing stock for the week, with a gain of 3.6%. On the other hand, Widam Food Company (WDAM) was the worst performing stock with a decline of 3.3%.

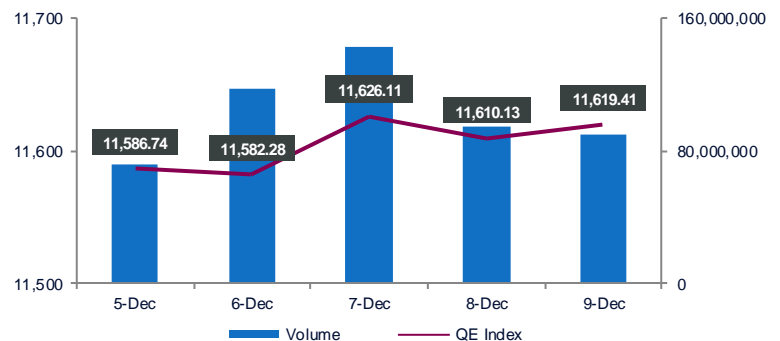
**Qatar Islamic Bank (QIBK), Industries Qatar (IQCD) and Qatar Electricity & Water Co. (QEWS) were the primary contributors to the weekly index gain.** QIBK and IQCD added 20.6 and 16.7 points to the index, respectively. Moreover, QEWS added another 5.8 points to the index.

**Trading value during the week dropped by 47.0% to QR1,809.4mn vs. QR3,416.1mn in the prior trading week.** QNB Group (QNBK) was the top value traded stock during the week with total traded value of QR356.0mn.

**Trading volume also declined by 47.1% to 518.2mn shares vs. 980.1mn shares in the prior trading week.** The number of transactions went down by 31.5% to 53,356 versus 77,932 in the prior week. Investment Holding Group (IGRD) was the top volume traded stock during the week with total traded volume of 64.3mn shares.

**Foreign institutions remained bearish, ending the week with net selling of QR11mn vs. net selling of QR129mn in the prior week.** Qatari institutions remained positive with net buying of QR43mn vs. net buying of QR5mn in the week before. Foreign retail investors ended the week with net buying of QR10mn vs. net selling of QR18mn in the prior week. Qatari retail investors turned bearish with net selling of QR42mn vs. net buying of QR142mn the week before. So far YTD (as of Wednesday closing), foreigners were net buyers of \$1,638.7mn.

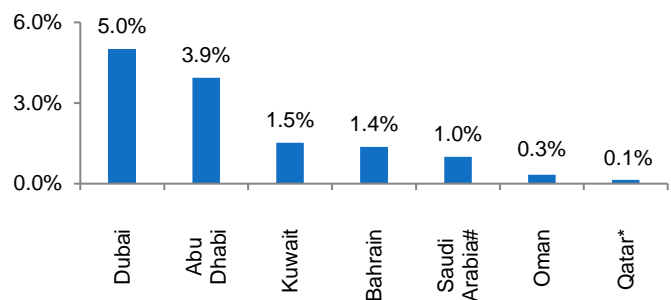
## QSE Index and Volume



Market Indicators	Week ended Dec 09, 2021	Week ended Dec 02, 2021	Chg. %
Value Traded (QR mn)	1,809.4	3,416.1	(47.0)
Exch. Market Cap. (QR mn)	667,556.5	669,297.5	(0.3)
Volume (mn)	518.2	980.1	(47.1)
Number of Transactions	53,356	77,932	(31.5)
Companies Traded	47	47	0.0
Market Breadth	19:25	9:38	-

Market Indices	Close	WTD%	MTD%	YTD%
Total Return	23,001.33	0.1	2.0	14.6
ALL Share Index	3,679.52	(0.1)	1.9	15.0
Banks and Financial Services	4,947.46	(0.3)	2.4	16.5
Industrials	4,001.28	0.5	2.9	29.2
Transportation	3,546.61	0.4	0.2	7.6
Real Estate	1,796.20	(0.5)	1.3	(6.9)
Insurance	2,623.02	0.8	0.7	9.5
Telecoms	1,036.72	0.5	1.4	2.6
Consumer Goods & Services	8,085.33	(0.8)	(1.1)	(0.7)
Al Rayan Islamic Index	4,758.47	0.1	1.5	11.5

## Weekly Index Performance



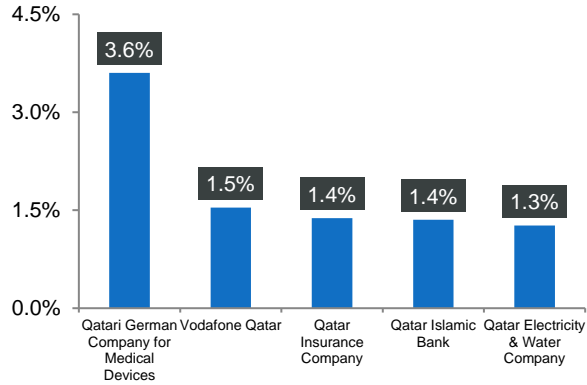
Regional Indices	Close	WTD%	MTD%	YTD%	Weekly Exchange Traded Value (\$ mn)	Exchange Mkt. Cap. (\$ mn)	TTM P/E**	P/B**	Dividend Yield
Qatar*	11,619.41	0.1	2.0	11.3	495.62	181,909.1	16.2	1.7	2.6
Dubai	3,226.26	5.0	5.0	29.5	864.50	111,842.5#	21.2	1.1	2.4
Abu Dhabi	8,883.00	3.9	3.9	76.1	3,114.71	432,415.5	24.2	2.7	2.6
Saudi Arabia#	10,991.80	1.0	2.1	26.5	9,826.10	2,605,368.6	24.3	2.3	2.3
Kuwait	7,041.74	1.5	3.7	27.0	1,136.86	135,496.9	21.0	1.6	1.9
Oman	4,008.15	0.3	0.2	9.5	21.86	18,799.0	11.4	0.8	3.9
Bahrain	1,785.72	1.4	3.2	19.9	23.74	28,498.1	10.0	0.9	3.5

Source: Bloomberg, country exchanges and Zawya (\*\* Trailing Twelve Months; \* Value traded (\$ mn) do not include special trades, if any; #Data as of December 08, 2021)

- **Qatar sees 2022 deficit at \$2.3bn, oil at \$55 a barrel** – Qatar expects its fiscal deficit to reach QR8.3bn (\$2.3bn) next year, and will attempt to plug it by issuing local and external debt instruments if needed. Revenue is seen at QR196bn -- a 22.4% increase from 2021 -- while spending is set to rise nearly 5% to QR204.3bn, according to a statement from state-run Qatar News Agency, citing the Gulf country's Finance Ministry. The budget assumes oil prices to average \$55 a barrel next year; it's currently about \$75. The budget will earmark around QR40bn to improve the education and health sectors, Finance Minister Ali Al Kuwari said. Qatar is hosting soccer's World Cup tournament next year, an event it expects to attract more than 1mn fans and lift the economy. (Bloomberg, Reuters)
- **QNBK is the best foreign exchange service provider in the Middle East** – QNB Group (QNBK), the largest financial institution in the Middle East and Africa region, won the "Best Foreign Exchange Services Provider in the Middle East" and "Best Foreign Exchange Services Provider in Qatar" awards from Global Finance magazine, in recognition of its leadership in the local and regional markets in the field of foreign exchange services. Exchange markets according to the highest quality standards. These two awards come to enhance the group's record of awards from Global Finance, which recently received the "Best Private Banking Services in the Middle East" and "Best Private Banking Services in Qatar" awards. This achievement also confirms QNB Group's leadership in developing innovative banking solutions and providing high-quality foreign exchange services to its customers, and its keenness to provide the best and most competitive treasury solutions at the local and regional levels, in a way that meets the financial needs of its customers and enhances their banking experience. The bank has developed foreign exchange solutions that help clients manage the risks associated with foreign trade and dealing in foreign currencies on the one hand, and interest rate risk management on the other hand for companies that increase their potential for exposure to interest rate risks, by mitigating the risks associated with their business through an integrated set of solutions Hedging interest rates, in line with changing market needs. These awards, granted by Global Finance to foreign exchange service providers, aim to encourage financial institutions to innovate and use modern technologies in the field of banking services to meet the needs of customers and enhance the role of banks in the field of foreign exchange risk management. (Bloomberg)
- **EGM approves Beema listing on Qatar Stock Exchange** – Daman Islamic Insurance Company's (Beema) Extraordinary General Assembly Meeting (EGM) approved on Tuesday the listing of the company shares on the Qatar Stock Exchange (QSE). The extraordinary general assembly meeting was held under the chairmanship of Sheikh Jassim bin Hamad bin Jassim bin Jabor Al-Thani via video conferencing at the company's headquarters in Lusail. Welcoming the attendees, Sheikh Jassim said the meeting was in response to the directives of the Qatar Central Bank to transform Beema into a public company. He said: "Beema sought, since its establishment in 2009, to comply fully with legislation and laws, as well as regulations and instructions regulating insurance business and their updates to ensure the implementation of the efforts of the board of directors of the company and to advance it. "This will be in line with the requirements of the regulatory authorities and the Qatar Central Bank Law. We hold our extraordinary general assembly according to the recommendation of the company's board of directors for the initial approval of transforming the company into a public joint stock company." Sheikh Jassim and the board of directors expressed their highest gratitude and appreciation to His Highness the Amir and HE the Prime Minister for their support and encouragement to the company. (Gulf-Times.com)
- **Moody's upgrades and withdraws KCBK's ratings** – Moody's Investors Service ("Moody's") has today upgraded the long-term bank deposit ratings of Al Khalij Commercial Bank (al khaliji) (KCBK) to A1 from A3. The ratings were placed on review for possible upgrade on 28 April 2021. At the same time, Moody's has affirmed the Baseline Credit Assessment (BCA) and Adjusted BCA of AKCB at ba1. The outlook on KCBK's deposit ratings is stable. Subsequent to the action, Moody's also said that it will withdraw the ratings of KCBK. Rating action follows the completion of the merger between Masraf Al Rayan (MARK) (MARK, issuer rating: A1 stable, BCA: baa2) and KCBK on 30 November 2021, where Masraf was the surviving entity absorbing all the assets and liabilities of AKCB, which ceased to exist. KCBK was one of the smaller banks in Qatar with total assets of QR58.5bn (\$16.1bn) as of September 2021. MARK was the fourth-largest bank with total assets of QR124.8bn (\$34.3bn) as of September 2021. We estimate that the combined entity will be the third-largest bank in Qatar, with market share in assets of 10% as of year-end 2020. (Bloomberg, Moody's)
- **Qatar announces extension to currency swap deal with Turkey** – Qatari foreign ministry makes a statement on its website, announcing an extension to the currency swap agreement between the central banks of the two countries after its expiry. The original agreement was signed for three years in August 2018. (Bloomberg)
- **Tekfen unit gets est. \$400mn Qatar North Field EPC contract** – Tekfen Construction and Installation gets letter of award from Chiyoda Technip JV for general works for offsite 2 of Qatar's North Field East Onshore Project EPC-1 Package, according to public filing. Final contract amount expected above \$400mn, to be announced when contract is signed by February 10, Planned duration 53 months. (Bloomberg)
- **Amir: Qatar-Saudi ties based on solid foundations** – Amir HH Sheikh Tamim bin Hamad Al Thani and Crown Prince, Deputy Prime Minister and Minister of Defence of the sisterly Kingdom of Saudi Arabia H R H Prince Mohammed bin Salman bin Abdulaziz Al Saud chaired yesterday the sixth meeting of the Qatari-Saudi Joint Coordination Council, at the Amiri Diwan. At the outset of the meeting, HH the Amir welcomed HRH the Crown Prince in his country and among his family and brothers, expressing his happiness and delight with this important visit for the historical ties between the two countries. His Highness stressed that this visit will deepen the strong and historical ties, especially in light of the circumstances that the region faces, and wished continued success and progress for the two brotherly countries and peoples. For his part, HRH Prince Mohammed bin Salman Al Saud expressed his thanks to HH the Amir and to the State of Qatar, expressing his happiness to be in Doha, the warm welcome, and to work with the Qatari working group, saying he hopes the sixth meeting would achieve a qualitative leap in bilateral relations in all fields. (Peninsula Qatar)

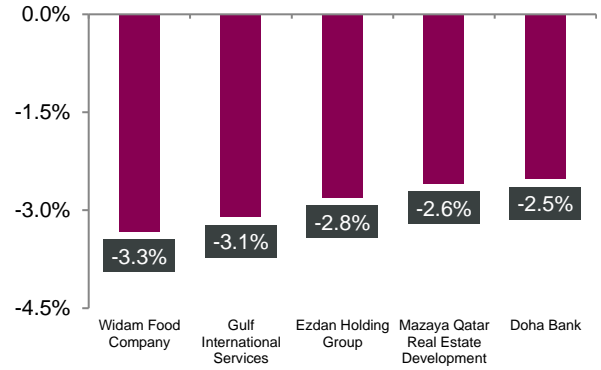
# Qatar Stock Exchange

## Top Gainers



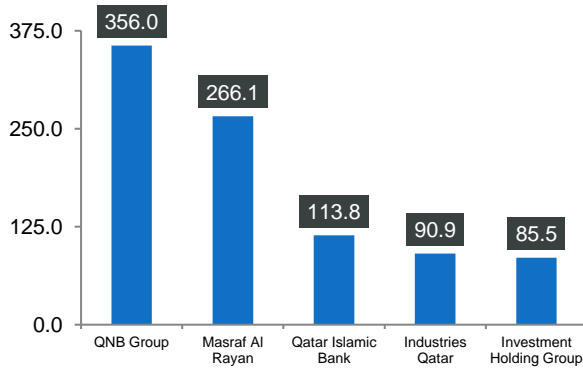
Source: Qatar Stock Exchange (QSE)

## Top Decliners



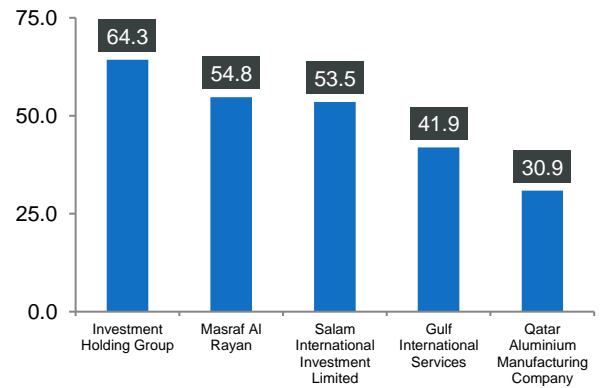
Source: Qatar Stock Exchange (QSE)

## Most Active Shares by Value (QR Million)



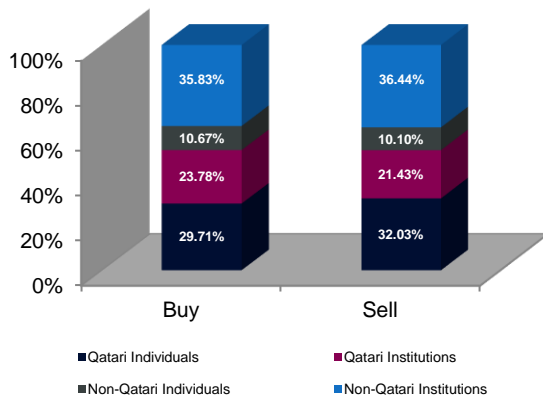
Source: Qatar Stock Exchange (QSE)

## Most Active Shares by Volume (Million)



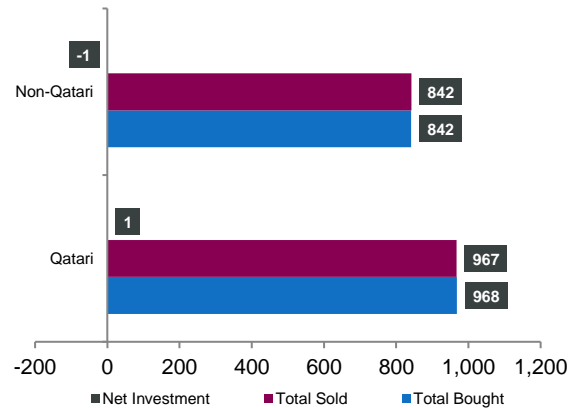
Source: Qatar Stock Exchange (QSE)

## Investor Trading Percentage to Total Value Traded



Source: Qatar Stock Exchange (QSE)

## Net Traded Value by Nationality (QR Million)



Source: Qatar Stock Exchange (QSE)

## TECHNICAL ANALYSIS OF THE QSE INDEX



Source: Bloomberg

The QE Index stabilized after the recent drop seen over the past few weeks; the Index closed at 11,619.41 (+0.1% from the week before). We did not see a strong move after the recent reversal signal against the correction. However, the chances for a short term rally remains strong. Our expected support level remains at 11,400 points, and the resistance at 12,000 points.

### DEFINITIONS OF KEY TERMS USED IN TECHNICAL ANALYSIS

**RSI (Relative Strength Index) indicator** – RSI is a momentum oscillator that measures the speed and change of price movements. The RSI oscillates between 0 to 100. The index is deemed to be overbought once the RSI approaches the 70 level, indicating that a correction is likely. On the other hand, if the RSI approaches 30, it is an indication that the index may be getting oversold and therefore likely to bounce back.

**MACD (Moving Average Convergence Divergence) indicator** – The indicator consists of the MACD line and a signal line. The divergence or the convergence of the MACD line with the signal line indicates the strength in the momentum during the uptrend or downtrend, as the case may be. When the MACD crosses the signal line from below and trades above it, it gives a positive indication. The reverse is the situation for a bearish trend.

**Candlestick chart** – A candlestick chart is a price chart that displays the high, low, open, and close for a security. The 'body' of the chart is portion between the open and close price, while the high and low intraday movements form the 'shadow'. The candlestick may represent any time frame. We use a one-day candlestick chart (every candlestick represents one trading day) in our analysis.

**Doji candlestick pattern** – A Doji candlestick is formed when a security's open and close are practically equal. The pattern indicates indecisiveness, and based on preceding price actions and future confirmation, may indicate a bullish or bearish trend reversal.

**Shooting Star/Inverted Hammer candlestick patterns** – These candlestick patterns have a small real body (open price and close price are near to each other), and a long upper shadow (large intraday movement on the upside). The Shooting Star is a bearish reversal pattern that forms after a rally. The Inverted Hammer looks exactly like a Shooting Star, but forms after a downtrend. Inverted Hammers represent a potential bullish trend reversal.

Company Name	Price December 09	% Change WTD	% Change YTD	Market Cap. QR Million	TTM P/E	P/B	Div. Yield
Qatar National Bank	20.02	(1.04)	12.28	184,913	15.7	2.3	2.2
Qatar Islamic Bank	17.98	1.35	5.08	42,486	13.4	2.1	2.2
Commercial Bank of Qatar	6.63	0.42	50.64	26,825	13.0	1.4	1.5
Doha Bank	2.98	(2.52)	25.90	9,239	14.7	0.9	2.5
Al Ahli Bank	3.99	(0.25)	15.75	9,694	13.8	1.5	3.8
Qatar International Islamic Bank	9.40	(0.95)	3.84	14,229	15.9	2.2	3.5
Masraf Al Rayan	4.85	0.17	7.06	45,105	16.3	2.5	3.5
Qatar First Bank	1.81	(0.22)	5.06	1,266	10.7	2.3	N/A
National Leasing	1.00	(1.87)	(19.87)	493	19.7	0.7	2.5
Diala Holding	1.42	0.28	(21.17)	402	26.0	1.8	N/A
Qatar & Oman Investment	0.89	(1.01)	(0.11)	279	49.4	1.0	N/A
Islamic Holding Group	4.41	(2.28)	(13.88)	250	44.1	1.7	1.1
<b>Banking and Financial Services</b>				<b>335,181</b>			
Zad Holding	15.70	(0.95)	15.83	4,093	21.2	2.8	4.1
Qatar German Co. for Medical Devices	3.31	3.61	47.74	382	125.2	11.5	N/A
Salam International Investment	0.89	(1.67)	35.94	1,012	N/A	0.7	N/A
Baladna	1.48	(1.33)	(17.15)	2,819	N/A	1.3	3.6
Medicare Group	8.34	0.11	(5.70)	2,346	26.0	2.3	21.6
Qatar Cinema & Film Distribution	3.46	(0.37)	(13.30)	217	70.8	1.6	2.9
Qatar Fuel	17.90	(1.00)	(4.18)	17,797	17.6	2.0	2.6
Qatar Meat and Livestock	3.72	(3.32)	(41.13)	670	N/A	2.1	2.7
Mannai Corp.	4.78	1.23	59.23	2,179	5.4	1.0	0.2
Al Meera Consumer Goods	19.45	0.57	(6.08)	3,890	21.6	2.6	4.6
<b>Consumer Goods and Services</b>				<b>35,405</b>			
Qatar Industrial Manufacturing	3.05	(0.81)	(4.95)	1,449	11.8	0.9	3.3
Qatar National Cement	5.10	(0.04)	22.89	3,333	14.1	1.1	3.9
Industries Qatar	15.05	1.01	38.45	91,053	13.7	2.4	2.2
Qatari Investors Group	2.33	(1.48)	28.66	2,897	21.1	1.0	2.6
Qatar Electricity and Water	16.80	1.27	(5.88)	18,480	14.1	1.6	3.7
Aamal	1.06	(1.30)	24.33	6,697	27.9	0.9	3.8
Gulf International Services	1.81	(3.10)	5.60	3,366	N/A	1.0	N/A
Mesaieed Petrochemical Holding	2.16	0.51	5.72	27,187	16.6	1.6	1.8
Invesment Holding Group	1.31	0.08	118.70	1,087	54.7	1.3	N/A
Qatar Aluminum Manufacturing	1.85	(1.23)	91.31	10,323	17.1	1.7	1.9
<b>Industrials</b>				<b>165,871</b>			
Qatar Insurance	2.57	1.38	8.81	8,394	15.8	1.0	N/A
QLM Life & Medical Insurance	4.95	0.00	N/A	1,733	N/A	2.9	N/A
Doha Insurance	1.94	0.00	39.15	969	13.8	0.8	5.2
Qatar General Insurance & Reinsurance	1.98	0.00	(25.75)	1,728	13.4	0.3	N/A
Al Khaleej Takaful Insurance	3.94	(1.65)	107.53	1,006	20.7	2.0	1.3
Qatar Islamic Insurance	7.84	1.15	13.61	1,176	15.2	2.9	4.1
<b>Insurance</b>				<b>15,005</b>			
United Development	1.54	0.59	(6.83)	5,460	17.7	0.5	3.2
Barwa Real Estate	3.16	(0.28)	(7.06)	12,300	10.0	0.6	4.0
Ezdan Real Estate	1.46	(2.81)	(18.07)	38,594	100.3	1.2	N/A
Mazaya Qatar Real Estate Development	1.02	(2.59)	(19.64)	1,175	38.3	0.9	3.0
<b>Real Estate</b>				<b>57,529</b>			
Ooredoo	6.86	0.09	(8.80)	21,968	N/A	1.1	3.6
Vodafone Qatar	1.65	1.54	22.93	6,958	26.7	1.6	3.0
<b>Telecoms</b>				<b>28,925</b>			
Qatar Navigation (Milaha)	7.59	0.17	6.94	8,687	26.3	0.6	4.0
Gulf Warehousing	4.72	(1.09)	(7.45)	276	12.1	1.4	2.1
Qatar Gas Transport (Nakilat)	3.28	0.71	3.24	18,189	14.3	2.2	3.4
<b>Transportation</b>				<b>27,152</b>			
<b>Qatar Exchange</b>				<b>667,556</b>			

Source: Bloomberg

## Contacts

### QNB Financial Services Co. W.L.L.

Contact Center: (+974) 4476 6666

[info@qnbfs.com.qa](mailto:info@qnbfs.com.qa)

Doha, Qatar

### Saugata Sarkar, CFA, CAIA

Head of Research

[saugata.sarkar@qnbfs.com.qa](mailto:saugata.sarkar@qnbfs.com.qa)

### Shahan Keushgerian

Senior Research Analyst

[shahan.keushgerian@qnbfs.com.qa](mailto:shahan.keushgerian@qnbfs.com.qa)

**Disclaimer and Copyright Notice:** This publication has been prepared by QNB Financial Services Co. W.L.L. ("QNBFS") a wholly-owned subsidiary of Qatar National Bank (Q.P.S.C.). QNB FS is regulated by the Qatar Financial Markets Authority and the Qatar Exchange. Qatar National Bank (Q.P.S.C.) is regulated by the Qatar Central Bank. This publication expresses the views and opinions of QNBFS at a given time only. It is not an offer, promotion or recommendation to buy or sell securities or other investments, nor is it intended to constitute legal, tax, accounting, or financial advice. QNBFS accepts no liability whatsoever for any direct or indirect losses arising from use of this report. Any investment decision should depend on the individual circumstances of the investor and be based on specifically engaged investment advice. We therefore strongly advise potential investors to seek independent professional advice before making any investment decision. Although the information in this report has been obtained from sources that QNBFS believes to be reliable, we have not independently verified such information and it may not be accurate or complete. QNBFS does not make any representations or warranties as to the accuracy and completeness of the information it may contain, and declines any liability in that respect. For reports dealing with Technical Analysis, expressed opinions and/or recommendations may be different or contrary to the opinions/recommendations of QNBFS Fundamental Research as a result of depending solely on the historical technical data (price and volume). QNBFS reserves the right to amend the views and opinions expressed in this publication at any time. It may also express viewpoints or make investment decisions that differ significantly from, or even contradict, the views and opinions included in this report. This report may not be reproduced in whole or in part without permission from QNBFS.

**COPYRIGHT:** No part of this document may be reproduced without the explicit written permission of QNBFS.