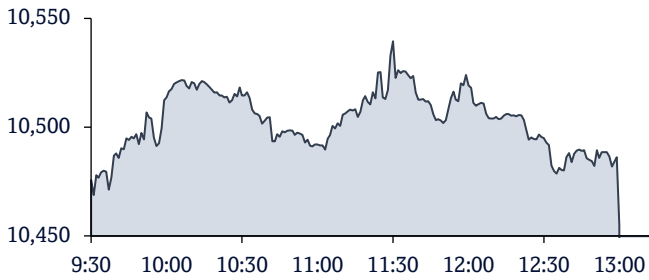


QSE Intra-Day Movement



Qatar Commentary

The QE Index declined marginally to close at 10,454.8. Losses were led by the Real Estate and Consumer Goods & Services indices, falling 0.8% and 0.3%, respectively. Top losers were Widam Food Company and Inma Holding, falling 2.7% and 2.2%, respectively. Among the top gainers, Qatar National Cement Company gained 4.8%, while Doha Insurance Group was up 3.0%.

GCC Commentary

Saudi Arabia: The TASI Index fell 0.3% to close at 11,377.6. Losses were led by the Food & Beverages and Insurance indices, falling 2.5% and 1.3%, respectively. Almarai Co. declined 4.2%, while Red Sea International Co. was down 3.4%.

Dubai: The DFM Index gained 0.4% to close at 4,068.5. The Utilities Index rose 1.0%, while the Financials index gained 0.6%. National Central Cooling Co. rose 6.8%, while Mashreqbank was up 3.5%.

Abu Dhabi: The ADX General Index fell 0.1% to close at 9,766.5. The Telecommunication index declined 1.4%, while the Basic Materials index fell 1.0%. Sharjah Cement declined 6.2%, while Abu Dhabi National Co. For Building Materials was down 4.4%.

Kuwait: The Kuwait All Share Index gained 0.1% to close at 7,011.7. The Energy index rose 1.7%, while the Basic Materials index gained 1.6%. Metal & Recycling Co. rose 20.0%, while Amar Finance & Leasing Co was up 5.2%.

Oman: The MSM 30 Index fell 0.1% to close at 4,772.6. Losses were led by the Services and Industrial indices, falling 0.8% and 0.2%, respectively. Shell Oman Marketing declined 8.6%, while Salalah Mills Company was down 8.2%.

Bahrain: The BHB Index gained 0.1% to close at 1,964.4. The Real Estate Index rose 0.5%, while the Financials index gained 0.2%. Bank of Bahrain and Kuwait Company rose 0.8%, while Seef Properties was up 0.7%.

| QSE Top Gainers | Close* | 1D% | Vol. '000 | YTD% |
|--------------------------------|--------|-----|-----------|--------|
| Qatar National Cement Company | 3.884 | 4.8 | 42.7 | (19.8) |
| Doha Insurance Group | 2.225 | 3.0 | 158.4 | 12.4 |
| Estithmar Holding | 2.085 | 2.0 | 2,286.5 | 15.8 |
| Mekdam Holding Group | 5.361 | 1.9 | 992.3 | (7.0) |
| Mesaieed Petrochemical Holding | 1.900 | 1.0 | 3,191.0 | (10.7) |

| QSE Top Volume Trades | Close* | 1D% | Vol. '000 | YTD% |
|----------------------------------|--------|-------|-----------|--------|
| Mazaya Qatar Real Estate Dev. | 0.753 | (1.2) | 12,964.0 | 8.2 |
| Masraf Al Rayan | 2.317 | (0.5) | 10,682.3 | (26.9) |
| Gulf International Services | 2.340 | (0.3) | 8,888.1 | 60.4 |
| Qatar Aluminum Manufacturing Co. | 1.291 | (0.5) | 8,294.4 | (15.1) |
| Dukhan Bank | 4.245 | (0.6) | 8,015.1 | 0.0 |

| Regional Indices | Close | 1D% | WTD% | MTD% | YTD% | Exch. Val. Traded (\$ mn) | Exchange Mkt. Cap. (\$ mn) | P/E** | P/B** | Dividend Yield |
|------------------|-----------|-------|-------|-------|-------|---------------------------|----------------------------|-------|-------|----------------|
| Qatar* | 10,454.75 | (0.0) | (1.1) | (4.6) | (2.1) | 91.94 | 168,148.3 | 13.1 | 1.4 | 4.7 |
| Dubai | 4,068.52 | 0.4 | 0.5 | 0.2 | 22.0 | 114.38 | 187,382.8 | 9.3 | 1.3 | 4.5 |
| Abu Dhabi | 9,766.47 | (0.1) | (0.1) | (0.2) | (4.4) | 326.16 | 745,852.3 | 32.3 | 3.0 | 1.7 |
| Saudi Arabia | 11,377.55 | (0.3) | (0.6) | (2.7) | 8.6 | 1,240.91 | 3,030,894.6 | 19.0 | 2.2 | 3.3 |
| Kuwait | 7,011.68 | 0.1 | (1.6) | (3.3) | (3.8) | 98.71 | 145,979.7 | 16.4 | 1.5 | 3.9 |
| Oman | 4,772.59 | (0.1) | (0.3) | (0.1) | (1.7) | 7.85 | 22,609.9 | 13.1 | 0.9 | 4.6 |
| Bahrain | 1,964.37 | 0.1 | 0.6 | (1.4) | 3.6 | 5.31 | 57,244.8 | 7.4 | 0.7 | 8.5 |

Source: Bloomberg, Qatar Stock Exchange, Tadawul, Muscat Securities Market and Dubai Financial Market (** TTM; * Value traded (\$ mn) do not include special trades if any)

| Market Indicators | 22 Aug 23 | 21 Aug 23 | %Chg. |
|---------------------------|-----------|-----------|--------|
| Value Traded (QR mn) | 334.7 | 432.1 | (22.6) |
| Exch. Market Cap. (QR mn) | 615,026.7 | 615,417.8 | (0.1) |
| Volume (mn) | 126.6 | 153.5 | (17.5) |
| Number of Transactions | 14,160 | 18,875 | (25.0) |
| Companies Traded | 47 | 48 | (2.1) |
| Market Breadth | 18:26 | 09:35 | - |

| Market Indices | Close | 1D% | WTD% | YTD% | TTM P/E |
|-----------------------------|-----------|-------|-------|-------|---------|
| Total Return | 22,437.37 | (0.0) | (1.1) | 2.6 | 13.1 |
| All Share Index | 3,524.12 | (0.0) | (1.0) | 3.2 | 13.7 |
| Banks | 4,360.41 | (0.0) | (1.2) | (0.6) | 14.0 |
| Industrials | 4,029.85 | 0.1 | (1.0) | 6.6 | 14.2 |
| Transportation | 4,479.85 | (0.1) | (1.5) | 3.3 | 11.6 |
| Real Estate | 1,544.82 | (0.8) | (2.5) | (1.0) | 14.2 |
| Insurance | 2,469.60 | 0.4 | 2.1 | 13.0 | 146 |
| Telecoms | 1,674.83 | 0.7 | 1.6 | 27.0 | 13.1 |
| Consumer Goods and Services | 7,677.17 | (0.3) | (1.2) | (3.0) | 20.8 |
| Al Rayan Islamic Index | 4,612.42 | 0.0 | (1.3) | 0.5 | 9.3 |

| GCC Top Gainers** | Exchange | Close* | 1D% | Vol. '000 | YTD% |
|--------------------------|--------------|--------|-----|-----------|--------|
| Multiply Group | Abu Dhabi | 3.83 | 4.4 | 69,568.6 | (17.5) |
| ADNOC Drilling Co | Abu Dhabi | 4.12 | 3.0 | 3,598.3 | 38.3 |
| Dubai Islamic Bank | Dubai | 5.66 | 1.4 | 4,142.9 | (0.7) |
| Al Ahli Bank of Kuwait | Kuwait | 225.0 | 1.3 | 1,441.7 | (25.1) |
| Dar Al Arkan Real Estate | Saudi Arabia | 19.08 | 1.2 | 3,966.6 | 64.2 |

| GCC Top Losers** | Exchange | Close* | 1D% | Vol. '000 | YTD% |
|----------------------------|--------------|--------|-------|-----------|--------|
| Almarai Co. | Saudi Arabia | 64.70 | (4.1) | 491.2 | 20.9 |
| Banque Saudi Fransi | Saudi Arabia | 37.95 | (2.7) | 503.9 | (6.5) |
| Bupa Arabia for Coop. Ins. | Saudi Arabia | 202.80 | (2.6) | 184.1 | 41.0 |
| Arab National Bank | Saudi Arabia | 25.70 | (2.5) | 1,078.0 | (19.8) |
| Salik Co. | Dubai | 3.26 | (2.4) | 4,901.4 | 31.5 |

Source: Bloomberg (# in Local Currency) (** GCC Top gainers/ losers derived from the S&P GCC Composite Large Mid Cap Index)

| QSE Top Losers | Close* | 1D% | Vol. '000 | YTD% |
|-------------------------------|--------|-------|-----------|-------|
| Widam Food Company | 2.285 | (2.7) | 1,345.4 | 12.5 |
| Inma Holding | 4.790 | (2.2) | 345.0 | 16.5 |
| Medicare Group | 5.960 | (2.1) | 121.8 | (4.0) |
| Ezdan Holding Group | 1.037 | (2.0) | 4,578.2 | 3.6 |
| Salam International Inv. Ltd. | 0.684 | (1.9) | 7,882.0 | 11.4 |

| QSE Top Value Trades | Close* | 1D% | Val. '000 | YTD% |
|-----------------------------|--------|-------|-----------|--------|
| QNB Group | 16.08 | 0.1 | 43,732.5 | (10.7) |
| Dukhan Bank | 4.245 | (0.6) | 34,392.8 | 0.0 |
| Masraf Al Rayan | 2.317 | (0.5) | 24,888.4 | (26.9) |
| Industries Qatar | 12.85 | (0.3) | 20,829.3 | 0.3 |
| Gulf International Services | 2.340 | (0.3) | 20,803.1 | 60.4 |

Qatar Market Commentary

- The QE Index declined marginally to close at 10,454.8. The Real Estate and Consumer Goods & Services indices led the losses. The index fell on the back of selling pressure from Foreign shareholders despite buying support from Qatari, GCC and Arab shareholders.
- Widam Food Company and Inma Holding were the top losers, falling 2.7% and 2.2%, respectively. Among the top gainers, Qatar National Cement Company gained 4.8%, while Doha Insurance Group was up 3.0%.
- Volume of shares traded on Tuesday fell by 17.5% to 126.6mn from 153.5mn on Monday. Further, as compared to the 30-day moving average of 161.6mn, volume for the day was 21.7% lower. Mazaya Qatar Real Estate Dev. and Masraf Al Rayan were the most active stocks, contributing 10.2% and 8.4% to the total volume, respectively.

| Overall Activity | Buy %* | Sell %* | Net (QR) |
|-------------------------|---------------|---------------|-----------------------|
| Qatari Individuals | 32.27% | 31.43% | 2,816,958.97 |
| Qatari Institutions | 26.45% | 25.43% | 3,402,424.06 |
| Qatari | 58.72% | 56.86% | 6,219,383.03 |
| GCC Individuals | 0.34% | 0.81% | (1,581,772.45) |
| GCC Institutions | 2.91% | 2.11% | 2,675,215.63 |
| GCC | 3.24% | 2.92% | 1,093,443.18 |
| Arab Individuals | 10.11% | 10.09% | 71,101.50 |
| Arab Institutions | 0.00% | 0.00% | - |
| Arab | 10.11% | 10.09% | 71,101.50 |
| Foreigners Individuals | 2.06% | 2.38% | (1,054,475.74) |
| Foreigners Institutions | 25.87% | 27.76% | (6,329,451.97) |
| Foreigners | 27.93% | 30.13% | (7,383,927.71) |

Source: Qatar Stock Exchange (*as a % of traded value)

Global Economic Data

Global Economic Data

| Date | Market | Source | Indicator | Period | Actual | Consensus | Previous |
|-------|--------|-----------------------------|------------------------------|--------|--------|-----------|----------|
| 08-22 | US | National Assoc. of Realtors | Existing Home Sales | Jul | 4.07m | 4.15m | 4.16m |
| 08-22 | US | National Assoc. of Realtors | Existing Home Sales MoM | Jul | -2.20% | -0.20% | -3.30% |
| 08-22 | US | Richmond Fed | Richmond Fed Manufact. Index | Aug | -7.00 | -10.00 | -9.00 |

Qatar

- Meeza starts trading on Qatar bourse today, 23 August 2023** - Meeza, an established end-to-end Managed IT services and solutions provider based in Qatar, will today start trading on the Qatar Stock Exchange's (QSE) main market. This follows the approvals obtained from the Qatar Financial Markets Authority (QFMA) and the QSE's board, as well as the completion of all necessary technical, regulatory, and administrative procedures. With the listing of Meeza, the total number of companies listed on the QSE main market will increase to 51. The shares of Meeza will be listed with the symbol "MEZA" in QSE main market under the consumer goods and services sector. The offering price has been set at QR2.17, consisting of a nominal value of QR1 and an issuance premium of QR1.16, along with a listing fee of QR0.01 per share, based on the documents submitted by the company. On the first day of listing, the company's price will be floated, and from the second day, it will be allowed to fluctuate by 10% up or down, similar to other listed entities in the market. All 648.89mn shares of Meeza will be listed, representing 100% of the total capital of the company. There will be no change in the trading session timing on the first day of listing, and the pre-open phase will commence at the usual time of 9:00am. As many as 324.49mn shares were offered for subscription, representing 50% of the total capital. Some 121.39mn shares were offered for qualified investors who participated in the book-building process, representing 18.71% of the capital, and 203.1mn shares for Qatari individual and corporate investors, representing 31.29% of the company's capital. The founders will retain the remaining percentage of the shares, which amounts to 324.49mn shares, representing 50% of the total capital of the company. The offering of Meeza shares was conducted through the 'book building' mechanism, which was used for the first time in Qatar. The book building mechanism, used in many global and regional markets, determine the share offering price by relying on qualified investors who have sufficient experience and knowledge and the necessary mechanisms for fair pricing of the security. (Gulf Times)
- Qatar Stock Exchanges announces the launch of Covered Short Selling and Securities Lending & Borrowing Activities** - As part of the initiatives aimed at developing market mechanisms and enhancing liquidity, and through fruitful cooperation between the Qatar Financial Markets

Authority (QFMA), Qatar Stock Exchange (QSE), and the Edaa (Qatar Depository Company); Qatar Stock Exchange is pleased to announce the commencement of Covered Short Selling and Securities Lending & Borrowing activities in the market. Under the regulatory framework, Covered Short Selling operations will be subject to the Covered Short Selling Rules issued by the QFMA under Board Resolution No. (5) of 2022. Similarly, these operations will be subject to the Securities Lending & Borrowing rules issued by the QFMA under Board Resolution No. 4 of 2022, as well as QSE's procedures for Covered Short Selling issued under Market Notice No. (026) of 2023 and Market Notice No. (027) of 2023, and the rules and procedures issued by the Edaa regarding Securities Lending & Borrowing activity. Covered Short Selling will be allowed solely for market makers, liquidity providers, and qualified investors, including members, and any other cases approved by the QFMA. Meanwhile, Securities Lending & Borrowing transactions will be executed in the post-trading system of the Edaa by its members or custodians licensed by the QFMA to conduct this activity under the designation "Securities Lending & Borrowing Agents." The roles and responsibilities of these agents have been defined under Article (3) of the Securities Lending & Borrowing rules issued by the QFMA. Mr. Abdulaziz Nasser Al-Emadi, the Acting CEO of Qatar Stock Exchange, highlighted the significance of launching this initiative and its role in enhancing market liquidity and introducing new investment tools that will offer investors improved options for optimal investment in the market. He emphasized that such initiatives are essential for launching the derivatives market and adopting the tradable investment instruments. He also emphasized that the availability of these tools, alongside other instruments, would contribute primarily to upgrading the Qatari market to advanced status. Mr. Al-Emadi expressed his gratitude and appreciation to the Qatar Financial Markets Authority for approving the launch of these initiatives. This approval reflects their commitment to aligning with the best practices observed in major global markets. The Covered Short Selling rules stipulate that transactions can only be executed at a price higher than the last traded price for the same security, where the Uptick Rule will apply to all traders. Brokers will be responsible for ensuring that the Covered Short Selling order is entered into the trading system at a price at least one point higher than the last traded price for that security. To ensure optimal utilization of the Covered Short Selling and Securities Lending & Borrowing initiatives, Qatar Stock

Exchange invites market participants and interested individuals to familiarize themselves with the rules and procedures specific to these activities, outlined in Market Notices No. (026) and (027). If further clarification or additional information is required, individuals can communicate with Qatar Stock Exchange using the contact details provided on the QSE's website. Notably, starting from the following week, the QSE's management will initiate the release of an educational package, seminars, and training courses related to this initiative in both Arabic and English. The schedules for these seminars will be announced on QSE's website and through social media channels. (QSE)

- **Tecnicas Reunidas wins \$560mn contract from QatarEnergy** - QatarEnergy "has awarded Técnicas Reunidas additional Engineering, Procurement and Construction (EPC) work including the pipelines, interconnections, ancillary systems, and other supporting components for the LNG Offplot facilities for the North Field South Project." Tecnicas comments in filing Tuesday. The contract's total value is \$560mn. (Bloomberg)
- **Glazers finally accept Qatari bid for Manchester United as Sheikh Jassim begins due diligence** - Qatari banker Sheikh Jassim has finally had his £6billion bid to buy Manchester United accepted by the Glazer family and has begun due diligence, according to reports. The takeover talks have dragged on for nine months now, with the Glazers first confirming they were 'exploring strategic alternatives' all the way back in November of last year. Since the backend of last season, the bidding process has been whittled down to a straight shootout between Qatari-backed Sheikh Jassim and Ineos founder Sir Jim Ratcliffe. The Glazer siblings have been weighing up the two offers for some time, with Ratcliffe's offer favored by Joel and Avram as it would have allowed them to retain their shares. But Sheikh Jassim kept upping his offer despite various deadlines having elapsed and now The Sun are reporting that the Glazers have at last managed to all agree and will commit to a full sale of the club. (Bloomberg)
- **Qatar's industrial investment market on positive growth trajectory** - The country witnessed a solid second quarter in the Industrial Production Index, which stood at 99.7, signaling an increase of 1% year on year. According to ValuStrat, Q2 2023 remains robust in industrial investments as numerous firms partnered for promising projects. The Gulf Warehousing Company (GWCS) started a collaboration with startups and SMEs on technologies to allow the automated tracking and tracing of warehouse inventory. While on the one hand, GWCS completed phase 1 of Wukair Logistics Park comprising 450 units, on the other, it announced phase 2 of the project comprising 850 storage units to be handed over in the forthcoming months. Recently, Qatar signed a QR20bn deal with Chevron Phillips Chemical to build a plant to be operational by 2026, including the biggest ethane cracker in the Middle East, converting natural gas into polyethylene and other plastic. Mwani Qatar reported a 32% year-on-year expansion in the volume of trans-shipment containers handled by Hamad, Doha, and Al Ruwais ports during H1 2023. However, the report states that the median quoted asking rent for dry warehouses plunged to QR40 per sq m, indicating a 5.6% QoQ softening but staying stable annually. Similarly, the median asking rent for temperature-controlled warehouses decreased to QR46 per sq m, eventuating a drop of 3% on a quarterly basis. Dry and temperature-controlled storage projects in Zone 71 of Umm Salal Mohammad & Umm Salal Ali areas recorded quarterly increases in median asking rent of 5% and 3.6%, noted ValuStrat. As Compared to the first quarter of the year, the median asking rent for dry storage projects in Zones 91 and 92 including Aba Salil, Birkat Al Awamer, Logistics Village, and Mesaieed areas, and Zone 57 Industrial Area dropped by 2.9% and 6.7%, respectively in Q2 2023. (Peninsula Qatar)
- **Hospitality sector registers steady growth, rise in revenue** - Qatar's hospitality sector witnessed growth in annual revenues in June 2023 as the country saw a rise in visitors and guests. The hotel and hotel apartments' revenue per available room for standard and deluxe hotel apartments stood at QR166 and QR190 in June 2023 on yearly basis showing a jump of 3% and 5% respectively, according to the official data released by the Planning and Statistics Authority (PSA). The hotel and hotel apartments' revenue per available room for five-star hotels stood at QR293 in June 2023. In the case of four-star hotels, it reached QR122,

while it was QR130 in three-star and QR136 in two- and one-star hotels in the review period. The overall revenue per available room reached QR221 in June of this year compared to QR278 in the same month last year on a yearly basis. The average room rate for standard and deluxe hotel apartments rose to QR219 and QR329 respectively in June 2023. The average room rate for five-star hotels showed a rise of QR603 in June this year and for four-star hotels it reached QR227. The overall hotel and hotel apartment average room rate was QR405 in June 2023 against QR474 in the same month last year. The hospitality sector recorded a rise in revenue per available room, which is used to assess a hotel's ability to fill its available rooms at an average rate. It is important because it helps the hotel industry measure the overall success of their hotel. In case of the hotel and hotel apartments in Qatar, the two-and one-star hotels recorded the highest occupancy rate in June 2023, registering a rise of 89%. The overall occupancy rate stood at 55% in June this year and among the hotels, three-star hotels occupancy rate reached 75%; and 54% in case of four-star during the review period. While the five-star hotels registered an occupancy rate of 47%. Hamad International Airport saw impressive growth in passenger traffic as it recorded promising numbers in the first half of 2023. The airport witnessed an influx of travelers flying to and from Doha with a recorded 33.5% increase in passenger traffic and 18.1% increase in aircraft movements from the same period last year. The airport saw a total of 20,775,087 passengers during the first half of 2023 – moving 10,315,695 passengers in the first quarter of the year and a further 10,459,392 in the second quarter. Aircraft movements during the first half of 2023 also increased compared to last year, with a total of 116,296 arriving and departing from the airport – 56,417 in the first quarter of 2023 and 59,879 in the second quarter. The Expo 2023 Doha Qatar, Formula 1-Qatar Grand Prix, The Geneva International Motor Show and the Institute of Travel and Tourism (ITT) conference are some of the events lined up for 2023 through which the tourism industry anticipates a large number of visitors to the country during the year. The events lined up for the year ensure the nation's tourism strategy is on track to attract more than 6mn visitors to the country by 2030, make Qatar a leading regional and global tourist destination and raise the sector's contribution to the gross domestic product (GDP) to 12% by 2030. (Peninsula Qatar)

- **QT announces two concerts as part of 'Summer in Qatar' program** - From kicking off the season with a series of dazzling performances presented by Disney on Ice, to executing the hugely successful Qatar Toy Festival, Qatar Tourism's summer calendar ensured a fun-filled and vibrant few months designed for the whole family to enjoy. Building on this momentum, Qatar Tourism (QT) has announced two new concerts to take place in August and September as part of its Summer in Qatar program, ensuring a spectacular conclusion to the season's festivities. Aghani Al Mosalsalat (August 31 – September 2, Al Mayassa Theatre, QNCC) The hit Kuwaiti Show - Aghani Al Mosalsalat presents a captivating live performance that seamlessly blends music and visuals, invoking cherished memories of original Arabic and GCC TV series from the early 1970's through to the 2020's. Following its successful debut in Kuwait, this second rendition in Qatar will continue the staging of nostalgic tales, accompanied by a vibrant live orchestra. Spanning two hours, the performance features a 50-member ensemble of musicians and singers, all under the esteemed guidance of renowned Kuwaiti maestro Dr. Khalid Nouri. Mohamed Al Turki (6 September, Mall of Qatar) Iraqi-based singer, Mohamed Al Turki, is set to make his debut at 21:00 on September 6 in Mall of Qatar's Oasis stage with an exhilarating live musical performance. A star from the widely popular show, Arabs Got Talent, the singer continues to captivate audiences at cultural and social events across the GCC. The show is open to the public and is free of charge. Visitors and residents can discover exciting offers and promotions from some of Qatar's finest hotels and resorts this summer. For a tranquil retreat, Zulal Wellness Resort is offering a special deal giving guests a seven-night stay while paying for four. Other appealing promotions, such as a three-night stay for the price of two, are available at renowned hotels such as Mina Hotel & Residence, Banyan Tree Hotel, La Cigale Hotel, Four Seasons Hotel and more. (Qatar Tribune)

International

- Treasuries US yields hit 16-year highs in trouble for global debt, currencies** - US Treasury yields hit another 16-year peak in Asian trade on Tuesday as the bond market rout entered its sixth week, pushing up borrowing costs across the globe and pressuring any currency offering lower returns. An early rush of selling saw yields on US 10-year notes reach 4.366%, levels not seen since November 2007, before enough buyers emerged to steady them at 4.342%. Yields are now up an eye-watering 38 basis points for the month so far, forcing borrowers everywhere to pay more to stay competitive with the global benchmark. Gary Dugan, CIO at Dalma Capital, cautioned that a re-acceleration in global growth combined with sticky core inflation was pushing investors to consider levels of long-term rates that were "previously unthinkable". "We believe that there are good arguments for why a 5% US 10-year bond yield is quite possible," he warned. The rout partly reflects a run of surprisingly upbeat US economic news that has led markets to scale back expectations for policy easing next year. Futures now imply 98 basis points of rate cuts in 2024, compared to 130 basis points a couple of weeks ago. Washington is also having to borrow ever more to fund its \$1.6 tn budget deficit, and lenders are demanding higher returns over and above inflation. As a result, real yields on 10-year inflation protected Treasuries, or TIPS, have climbed 36 basis points so far this month to top 2.0% for the first time since 2009. It is not just governments having to pay more to borrow. "While we think a strong US economy should not be a bad outcome for stocks, concerns around likely much higher borrowing costs for companies appear to be offsetting any potential positive feed-through on corporate earnings," said analysts at Nomura in a note. Also feeling the heat are the low-yielding Japanese yen and Chinese yuan as they struggle near multi-month lows on the US dollar. Beijing has already reportedly intervened to support its currency, while markets are wary that Japanese action could come if the dollar threatens 150 yen. Alan Ruskin, head of G10 FX strategy at Deutsche Bank, argues the changed outlook for US rates will likely see the dollar rise further yet. "The US has shifted away from recession fears to greater possibilities of no-landing," he says. "This includes a possible higher terminal rate, or a longer plateau near peak rates that is USD positive versus both G10 and EM currencies." (Reuters)
- Fed's Barkin: Strong US data makes 'reacceleration scenario' possible** - The Federal Reserve must be open to the possibility that the economy will begin to reaccelerate rather than slow, with potential implications for the US central bank's inflation fight, Richmond Fed President Thomas Barkin said on Tuesday. US retail sales were stronger than expected in July, and with consumer confidence also rising "the reacceleration scenario has come onto the table in a way that it really wasn't three or four months ago," Barkin said in an interview with Reuters. That includes a possibility "that inflation stays high and the economy strengthens," Barkin said. "If I got convinced that inflation was remaining high and demand was giving no signal that inflation was going to come down, that would make the case" for further tightening of monetary policy through higher interest rates. Retail sales rose 0.7% in July, far more than expected, and the economy grew at a 2.4% annualized rate in the second quarter, well above the level Fed officials feel would allow inflation to cool. Barkin said the possibility of a strengthening economy meant a broader "playing field" of possibilities beyond the Fed's recent discussion of whether the economy might slide into a recession or achieve the so-called "soft landing" in which inflation slows without a downturn. He said he would not prejudge what the central bank should do at its meeting next month, when it is widely expected to leave its benchmark overnight interest rate unchanged in the current 5.25%-5.50% range. Inflation has declined in recent months, though it remains well above the Fed's 2% target, and there is data still to come on jobs and prices that could influence the outcome of the next policy session. Officials are also discussing the degree to which the economy has fully absorbed the aggressive rate hikes delivered by the Fed since it began its monetary tightening campaign in March of 2022. Since the last policy meeting in July, for example, the yields on long-term and 2-year US Treasuries have risen sharply, raising borrowing costs for households and businesses. Barkin said there was nothing in the recent market movements which caused him to think financial conditions were tightening too quickly or in ways that were concerning. "It doesn't strike me that having a 10-year rate over 4 (percent) is somehow wildly inappropriate," given the Fed's current policy rate, Barkin said. Rates seem to be increasing "as best I can tell with the strength of the economic data. If consumer spending and retail sales continue to be that strong it's probably appropriate." (Reuters)
- US existing home sales slide again, but prices up from a year earlier** - US existing home sales dropped to a six month-low in July as homeowners who are locked into cheap mortgages refrained from selling their properties with the cost of new mortgages for another home at the highest levels in decades. That limited inventory, however, helped drive prices higher on a year-over-year basis for the first time since January. Existing home sales fell 2.2% in July to a seasonally adjusted annual rate of 4.07mn units, the lowest level since January, from an unrevised 4.16mn units in June, the National Association of Realtors said on Tuesday. Economists polled by Reuters had forecast home sales would be little changed at 4.15mn units. Sales fell in the Northeast, Midwest and South, but rose in the West, where home prices have fallen most sharply in the past year. All regions experienced annual sales declines. Home resales, which account for a big chunk of US housing sales, fell 16.6% on a year-on-year basis in July. Home prices have bottomed out after being pressured by the Federal Reserve's aggressive interest rate hikes, but the persistent shortage of properties for sale could limit any rebound as many prospective buyers are forced out of the market. Mortgage rates have surged again recently to the highest levels in decades, with the average rate on the popular 30-year fixed-rate mortgage topping 7% in the latest week, according to mortgage finance giant Freddie Mac. There were 1.11mn previously owned homes on the market last month, up 3.7% from a month earlier but down 14.6% from July 2022. At July's sales pace, it would take 3.3 months to exhaust the current inventory of existing homes, up from 3.2 months a year ago. A four-to-seven-month supply is viewed as a healthy balance between supply and demand. The median existing house price rose 1.9% from a year earlier to \$406,700 in July, the fourth time it has topped \$400,000. "Two factors are driving current sales activity - inventory availability and mortgage rates," said Lawrence Yun, the NAR's chief economist. "Unfortunately, both have been unfavorable to buyers." The dearth of existing houses on the market has helped bolster new home construction and sales in recent months. The NAR predicted that total resales in 2023 will fall 12.9% from 2022, at the same time that total new home sales in 2023 will increase by 12.3%. The Commerce Department will report new home sales data for July on Wednesday. Economists polled by Reuters see a modest uptick in transactions. New home sales have outperformed existing home sales so far this year. (Reuters)
- US FDIC to propose new bank resolution, long-term debt rules on Aug. 29** - US bank regulator the Federal Deposit and Insurance Corporation (FDIC) will on Aug. 29 propose new rules overhauling how large regional banks prepare for their own failure, according to a notice published late on Tuesday. US regulators are seeking to strengthen oversight of the banking system, particularly in light of a string of collapses this year that included three of the largest in US history. The proposal will likely require banks of \$100bn or more in assets to issue long-term debt that could absorb bank losses before depositors and the FDIC's deposit insurance fund do, FDIC Chair Martin Gruenberg said in a speech this month. It will also require bank recovery and resolution plans, also known as "living wills," to give the FDIC more options when overseeing a failed bank's receivership, including by identifying parts of the lender that could be sold separately. (Reuters)
- UK borrows less than expected in July, raising tax cut hopes** - Britain recorded a smaller-than-expected budget deficit in July, official data showed on Tuesday, giving finance minister Jeremy Hunt a bit of hope that he can cut taxes later this year, before an election expected in 2024. Some economists warned, however, that an economic slowdown or a recession in the coming months, as the Bank of England keeps on raising interest rates to fight high inflation, could deny Hunt the room for maneuver for pre-election giveaways. Net borrowing, excluding state-owned banks, stood at 4.3bn pounds (\$5.49bn) last month, less than the median forecast of 5.0bn pounds in a Reuters poll of economists. In the first four months of the financial year, borrowing stood at 56.6bn pounds. That was almost 14bn pounds more than the same period last year but 11.3bn less than forecast by the Office for Budget Responsibility (OBR) whose projections underpin the government's fiscal plans. Hunt and

Prime Minister Rishi Sunak have so far resisted pressure from lawmakers within their Conservative Party to cut taxes and boost their chances in the election which opinion polls suggest they will lose. "As inflation slows, it's vital that we don't alter our course and continue to act responsibly with the public finances," Hunt said in a statement after the data. "Only by sticking to our plan will we halve inflation, grow the economy and reduce debt. Hunt has kept a tight grip on the public finances since he took over at the Treasury late last year after turmoil in financial markets caused by former Prime Minister Liz Truss's unfunded tax cut plans. Ruth Gregory, Deputy Chief UK Economist at consultancy Capital Economics, said Hunt should remain cautious about the outlook for the public finances with interest rates still rising and a mild recession apparently on its way. "As a result, we still think the Chancellor will have little room to unveil large-scale permanent tax cuts and/or spending rises in the Autumn Statement without jeopardizing his fiscal rules," Gregory said. Gabriella Dickens, Senior UK Economist at Pantheon Macroeconomics, said a likely increase in the OBR's projections for debt spending, after the BoE's run of interest rate increases, was likely to reduce any wiggle room for Hunt. The Office for National Statistics said public debt stood at 2.579tn pounds or roughly 98.5% of gross domestic product, up almost 2 percentage points from a year earlier and holding at high levels last seen in the 1960s. Interest costs rose by 1.5bn pounds compared with July last year to 7.7bn pounds, the highest for July since records began in April 1997. But a recent easing of Britain's high inflation - which adds to payouts for holders of inflation-linked bonds - should ease that burden soon, the office said. The public finances were boosted by inflows of self-assessed income tax receipts which are typically strong in July, which stood at 11.8bn pounds, 2.5bn pounds more than in July last year. Borrowing by Britain's government soared during the COVID-19 pandemic and was pushed up further by last year's energy price surge which prompted the government to spend around 40bn pounds in subsidies for households and businesses. (Reuters)

- PMI: Japan's factory activity shrinks at slower pace in Aug** - Japan's factory activity shrank for a third straight month in August amid higher oil prices and uncertainty over the global economic outlook, although the pace of decline slowed, a private sector survey showed on Wednesday. The au Jibun Bank flash Japan manufacturing purchasing managers' index (PMI) edged up to a seasonally adjusted 49.7 in August from 49.6 in July. The index remained below the 50.0 index point threshold, which separates contraction from expansion. Output and new orders in the manufacturing sector shrank for a third straight month in August but at a slower pace than the previous month. Employment was unchanged, snapping 28 straight months of expansion. "Rising oil prices were a key feature across the latest survey, with firms across both manufacturing and services reporting an impact on input costs," said Andrew Harker, economics director at S&P Global Market Intelligence, which compiled the survey. "Another area of common ground across the two monitored sectors was with regards to business confidence, which waned across the board amid concerns around longer-term economic conditions." Input prices rose at the fastest pace in three months, with firms citing higher crude oil prices. But output price inflation eased to the weakest in about two years. The au Jibun Bank flash services PMI expanded to a seasonally adjusted 54.3 in August, the highest in three months. The expansion was buoyed by solid gains in new orders, and new business from abroad also grew. Japan's core consumer prices rose 3.1% in July, holding above the central bank's 2% inflation target for the 16th straight month. The au Jibun Bank Flash Japan composite PMI, which combines both manufacturing and service sector activity, was at 52.6 in August from 52.2 in July. The bullish service sector drove the overall expansion, offsetting the soft manufacturing sector. (Reuters)

Regional

- Nasdaq: Voluntary carbon market a long-term solution for Mena** - Establishing voluntary carbon markets (VCMs) could further help incentivize businesses in the Middle East and North Africa (Mena) to think long term, as the region is an ideal staging ground for the growth and maturation of carbon markets, according to Nasdaq. "The development and growth of sophisticated capital markets in Mena over the past 20 years means that the region is well-placed to support decarbonization through channeling capital to carbon projects/initiatives," Nasdaq said in a white paper. Stressing that the

opportunity is evident, and the region has made progress toward capitalizing on VCM, it highlighted the Egyptian Exchange's launch of a VCM as part of the COP27 summit. The exchange, which has recently worked with Qatar's Global Carbon Council to list verified carbon credits, provides issuing Egyptian companies a link to both local and global investors. The objective is to spur investment in climate-mitigation projects, while also improving credit quality, market access and transparency. Capital markets in Mena have evolved greatly, becoming more sophisticated, resilient and reliable. However, various structural obstacles present a challenge to carbon credits growing and maturing as an asset class, according to the report. "Overcoming these roadblocks will require stakeholders in the region to work in concert to solve problems at a root level and lay the building blocks for long-term growth," it said. As an area susceptible to climate change impacts, it said the Mena region is an ideal staging ground for the growth and maturation of carbon markets. Entities across the Mena capital markets spectrum must tackle the lack of awareness, standardization, transparency and regulatory alignment before they can open the door to capital flows and meaningful climate change mitigation, it said. "Building a strong infrastructure for developing, verifying, trading, registering and retiring these assets will be essential to those efforts and the realization of benefits by countries, participants and populaces," the paper said. Opportunities are abounded for climate action and investment — but to unlock those benefits, voluntary carbon markets need dependable infrastructure to drive market efficiency, transparency and integrity, it said, adding carbon credits are on the way to becoming an institutionalized financial asset. First introduced as part of the United Nations' 1997 Kyoto Agreement, they were created to leverage market dynamics in controlling and reducing greenhouse gas emissions. Today, carbon credits are in wide use. Yet to make the next step towards becoming a fully-fledged asset class, market infrastructure needs to be improved and standardized to support better efficiency, transparency and access for all participants, according to the white paper. (Gulf Times)

- Saudi: 2.6% Increase in SMEs in Q2, 2023** - The Small and Medium Enterprises General Authority (Monsha'at) issued the "SME Monitor" report for Q2, 2023, revealing that the SME ecosystem grew to 1.23mn businesses, a 2.6% increase over Q1. The report, published in Arabic and English, focused on the Asir region and the significant investment opportunities it offers entrepreneurs thanks to its unique advantages in the tourism, agriculture, and industry sectors. The report also reviewed the latest venture capital financing figures in the first half of 2023, which witnessed an increase that made the Kingdom of Saudi Arabia come in second in terms of funding and deals compared to its peer MENA markets. The report also highlighted the tourism sector, one of the promising sectors for SMEs, by underlining the various government initiatives and programs launched to support SMEs. (Zawya)
- Saudi: SME Bank allocates over \$2.6bn to SMEs in H1 2023** - In support of small and medium enterprises (SMEs) in various parts of the Kingdom, the Small and Medium Enterprise Bank (SME Bank) increased the financing provided to SMEs during the first half of 2023, giving more than SAR10bn through all financing and investment agencies, and programs, under the bank umbrella. The increase is an extension of the effective partnership between SME Bank, government agencies and financing and investment agencies, and comes within the framework of continuous support of the leadership, to strengthen the role of SMEs in the Kingdom's economy. SME Bank's financing programs and funding gate provided over SAR2.8bn to 720 enterprises. Entities that received the most finances were: wholesale units, construction and contracting companies, administrative activities enterprises, retail enterprises, healthcare institutions, and public service enterprises. The total financing provided through the Small and Medium Enterprises Loan Guarantee Program "Kafalah" amounted to SAR 5.6bn; 2,839 SMEs received support through it. The number of fundings invested through the Saudi Venture Investment Company (SVC) increased to 34, and the number of investee companies exceeded 600. (Zawya)
- Saudi: SFD grants \$18.7bn soft development loans** - A total of 739 loans were secured to finance development projects and programs in 84 developing countries around the world, SFD highlighted on the X platform, formerly known as Twitter. The fund endorsed development

grant projects in 23 countries across Asia, Africa, and other regions, with a total value of \$19.40bn. SFD underlined that the loans and grants “supported socio-economic development and enhanced the lives of many.” Earlier this month, the Saudi fund announced an investment valued at \$20mn for the construction of the new Mangoky Bridge, which is the longest bridge in Madagascar, measuring over 800 meters. (Zawya)

- Over 2.6mn e-transactions carried out on Absher in July** - Absher, the electronic platform of Saudi Arabia's Interior Ministry, carried out over 2.6mn e-transactions for citizens, residents and visitors who wanted to obtain e-services from various sectors of the ministry. Through the services of the Ministry of Interior's Agency for Civil Status, 11,057 e-transactions were carried to issue family registry, 27,505 e-transactions to renew the national ID, 128,255 e-transactions for verifying the validity of the ID. Some 37,185 people benefited from the Bayanaty service, while 9,209 e-transactions were carried to issue replacements for damaged national IDs, and 28,517 e-transactions to issue replacements for lost national IDs. As for the services of the General Directorate of Passports (Jawazat), 393,986 electronic passports were issued or renewed, 640,588 residency permits (iqamas) were issued or renewed, 58,270 transactions carried for extending the exit and reentry visa, and 389,803 transactions for issuing exit and reentry visa. There were 6,642 transactions for transferring services, 32,246 for muqem print request, 15,047 transactions for canceling the final exit visa, 2,029 transactions for issuing authorizations to receive women workers arriving for work, 109,736 transactions for the service of issuing and renewing passport for periods less than 10 years. As for the services of the General Directorate of Traffic (Muroor), the platform carried 108,469 transactions for renewing vehicle license, 86,717 requests for vehicle repair permit, 66,096 transactions for renewing driver's license, and 84,347 requests for driving authorization. There were 17,885 transactions to scrap damaged and unwanted vehicles, 13,797 transactions for vehicle sale, 4,881 transactions for reviewing vehicle insurance validity, and 23,327 transactions for replacing number plates. In July, Absher conducted 172,281 requests for delivering documents by the Saudi Post Logistics (SPL), 5,012 general inquiries about fingerprinting, and 9,719 reports were issued through the Absher report service. The Absher Business platform issued 109 permits for rock-cutting, 99,734 permits for vehicle repair facilities, 56 validations of digital identity, 2,641 transactions for air rifle clearance and 5,616 transactions related to driving authorizations for visitors. (Zawya)
- UAE Central Bank's budget surges to \$177bn for H1 2023** - The Central Bank of the UAE's public budget reached an all-time high of AED650bn by the end of June 2023, as revealed by its latest fiscal report. The report for June 2023 showed that a monthly increment of 0.2% led the public budget to rise to AED649.42bn at the end of June, compared to AED648.12bn in the previous month of May, an increase of AED1.3bn within one month. On an annual basis, the central bank's public budget surged by 32.15%, equivalent to AED158bn, in contrast to some AED491.4bn in June 2022. This momentum extended into the current year with a 17.5% rise since the start of the year, compared to some AED552.5bn at the end of December 2022, an increment of AED97bn during the year's first half. The budget's allocation delineated on the assets side, which saw AED257.2bn apportioned to cash and bank balances for June. Additionally, investments held until maturity were earmarked at AED211.32bn, while deposits accounted for AED135.34bn. Loans and advances received an allocation of AED4.18bn, and other assets were assigned AED41.38bn. Conversely, on the liabilities and capital side, AED284.78bn was allocated for current and deposit accounts. Cash permits and Islamic deposit certificates were assigned some AED205.72bn. Furthermore, AED136.48bn was apportioned for issued cash securities and coins, and capital and reserves received AED12.73bn, with other liabilities accounting for AED9.71bn. (Zawya)
- UAE Central Bank's foreign assets up to \$161.33bn in June** - The UAE's current account balances and deposits with banks abroad amounted to AED363.23bn by the end of June 2023, from AED361.78 in the previous month, according to the latest figures revealed today by the Central Bank of the United Arab Emirates (CBUAE). Foreign securities are down to AED165.42bn from AED171.03 during the same reference period, with other foreign assets up to AED63.46bn against AED57.38 in May,

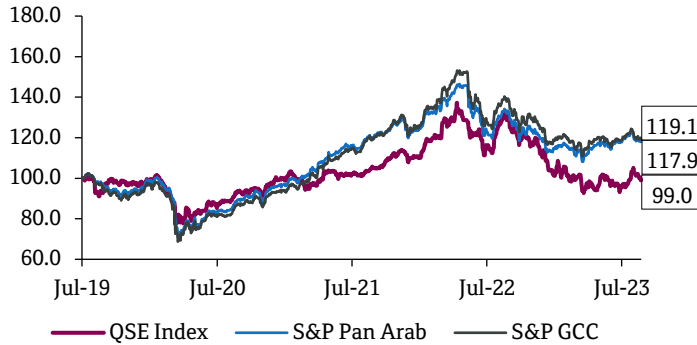
according to the apex bank, total foreign assets increased to AED592.11bn from AED590.19 in May. It's noteworthy that the foreign assets exclude CBUAE's Reserve Tranche Position (RTP) and SDR Holdings with the IMF. According to the bank's monetary & banking deployments report of June 2023, the monetary base grew by 0.1%, climbing from AED621.4bn at the end of May 2023 to AED 622.2bn at the end of June 2023. The main drivers of this expansion of the Monetary Base were increases in currency issued by 5.2% and in Reserve Account by 28.0%. However, banks & OFCs' current accounts and overnight deposits of banks at CBUAE and monetary bills and Islamic certificates of deposit decreased by 25.7% and 2.5%, respectively. Gross banks' assets, including bankers' acceptances, rose by 0.1%, from AED3,868.9bn at the end of May 2023 to AED 3,873.1bn at the end of June 2023. Domestic Credit expanded because of 2.5%, 3.7% and 3.4% increases in credit to the Government Sector, Public Sector and non-banking financial institutions, correspondingly. Whereas credit to the private sector declined by 0.6%. Total bank deposits decreased by 1.0%, falling from AED2,405.9bn at the end of May 2023 to AED2,382.1bn at the end of June 2023. The fall in total bank deposits was due to a reduction in non-resident deposits by 11.8%, overshadowing the increase in resident deposits by 0.2%. Resident deposits rose owing to increases in government sector deposits. Private sector deposits and non-banking financial institutions' deposits by 2.5%, 0.4% and 18.1%, respectively. However, public sector deposits decreased by 8.3%. (Zawya)

- Jobs in UAE: Holiday Swap to set up global HQ in Dubai, support 500 jobs** - Holiday Swap, a vacation exchange and booking platform with more than 1mn monthly users, will establish its global headquarters in Dubai Internet City, supporting 500 jobs in two years, including 250 highly skilled employees. The community-based online platform enables holidaymakers to swap homes or rent directly from one another at minimal or zero cost. It has more than 120,000 listed properties across 185 countries, including the UAE, where it has approximately 1,200 listings. It aims to expand its listings to 400,000 properties by the close of 2023. The company is entering the UAE as part of the NextGenFDI program by the Ministry of Economy to help businesses from around the world to establish and scale their operations in the Emirates. Recently, nine new global companies joined the NextGenFDI initiative, which was aimed to attract 300 digitally enabled companies that focus on advanced technology applications in various sectors. These companies are set to boost the local economy by nearly \$500mn. “The onboarding of Holiday Swap reflects the continuing success of the NextGen FDI program in attracting pioneering companies to the UAE and fostering the development of cutting-edge solutions across a diverse range of economic sectors. The partnership is not only a testament to the UAE's position as a world-class hub for innovation but also the scale and sophistication of its travel and tourism industry, which contributed Dh167bn to the country's GDP in 2022, a growth of more than 60 cent,” said Dr Thani bin Ahmed Al Zeyoudi, Minister of State for Foreign Trade. “Establishing our global operations HQ in Dubai Internet City positions us perfectly to leverage the UAE's reputation as an international leader and a powerhouse in the travel and tourism industry. The collaboration will enable us to accelerate our growth, create new job opportunities, and contribute to the UAE's vision for technological advancement,” said James Asquith, founder and CEO of Holiday Swap. (Zawya)
- UAE's RAKEZ sees 35% increase in holding company registrations** - Ras Al Khaimah Economic Zone (RAKEZ) has announced a 35% year-on-year increase in registered holding companies, which it said reflected the confidence and interest of international investors in the UAE. The UAE economic zone, which hosts 18,000 companies and offers services including free zone and non-free zone business licenses, said the number of holding companies had risen to 329 in the first eight months of the year. RAKEZ introduced the holding company structure in 2020. (Zawya)
- Abu Dhabi wealth fund puts \$450mn more into Australia credit fund** - Abu Dhabi's sovereign wealth fund, one of the world's largest, will double its investment in an Australian real estate private credit vehicle, the fund's manager said yesterday, as traditional lenders grow wary about the sector. Qualitas said an Abu Dhabi Investment Authority (ADIA)- owned vehicle will invest A\$700mn (\$449mn) into one of its Australian commercial real estate private credit fund. The move doubles ADIA's investment to A\$1.4bn after a first round last August. Australian-listed

Qualitas invests in real estate private credit and equity and has A\$7.5bn under management, the vast majority run on behalf of institutional investors. (Gulf Times)

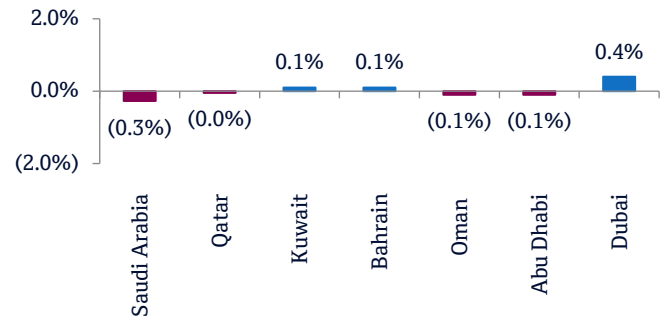
- Dubai International Airport sees 41.6mn passengers in H1 2023** - Dubai International Airport, the world's busiest for international travel, announced Tuesday it served 41.6mn passengers in the first half of this year - exceeding figures for the same period in 2019 as travelers return to the air after the lockdowns of the coronavirus pandemic. The airport, home to the long-haul carrier Emirates in skyscraper-studded Dubai, long has served as a barometer for the aviation industry worldwide. The new figures at the airport known as DXB reflect figures offered by the International Air Transport Association that traffic worldwide is at 94% of pre-COVID levels. "Dubai International Airport has once again recorded for the ninth year running that it is the world's busiest international airport with a very, very strong first half," Paul Griffiths, the CEO of Dubai Airports, told The Associated Press. "The most important part of that is that we've reached 100% of our pre-pandemic numbers, the same numbers as recorded in the first half of 2019." The 41.6mn passengers is up some 50% from the 27.9mn recorded the same time last year, as airlines now have more planes and routes running again. Passenger traffic this year largely has been driven by the airport's standard travel destinations - India, Saudi Arabia, the United Kingdom and Pakistan. Russia has also been a major market as Dubai remains one of the few places still open to Russians amid Mos-cow's war on Ukraine. Dubai was among the first cities to reopen to tourists in the pandemic. That helped boost the city-state's tourism industry, as attractions like the Burj Khalifa, the world's tallest building, and the sail-shaped Burj Al-Arab luxury hotel draw both visitors and transit passengers out of airport lounges. Dubai surpassed its pre-pandemic half-year tourist figures this year with 8.55mn international visitors. Dubai hotels saw an average occupancy of 78% during that period - ranking among some of the world's top destinations. (Peninsula Qatar)
- Dubai: DGCX waives fees for Shariah-compliant spot gold contract** - The Dubai Gold & Commodities Exchange (DGCX) on Tuesday said it waived fees for its Shariah-compliant spot gold contract (DGSG) after receiving regulatory approval from the UAE Securities and Commodities Authority. The largest and most diversified derivatives exchange in the Middle East said the fee waiver for DGSG would run from August 21, 2023, until December 31, 2023. It said all DGCX and Dubai Commodities Clearing Corporation fees were waived, including those associated with trading, clearing and delivery. However, the fee waiver didn't include the SCA fee of \$0.03. The exchange said it was also seeking approval from SCA to waive fees for its Gold Futures contract and would update the market accordingly. Against a backdrop of global inflationary pressure and economic uncertainty, the demand for gold has remained robust as investors seek safe-haven assets. In the first half of 2023, the price of gold increased by 5.4%, closing at \$1,912.25 per ounce at the end of the period. Excluding developed market stocks, gold has outperformed nearly all other major assets this year, demonstrating its role as a reliable store of value. "Having seen significant growth in the DGCX Shariah-compliant spot gold contract since its launch in 2018, we expect the waiving of fees to attract greater volumes and act as a catalyst for the contract over the long term by bringing in new investors from across the region and around the world. At the same time, the increasing demand for gold in the current economic environment, alongside the steady growth of the Islamic finance industry, is adding further support to volumes and liquidity. DGCX is committed to working closely with its members to create a market that is as efficient and fair as possible," said Louis Hems, commercial director of DGCX. The DGSG contract is compliant with Shariah principles for gold ownership and is certified by prominent Shariah scholars. Each contract is backed by 1kg of allocated and segregated gold bars with a minimum purity of .995, meeting "UAE Good Delivery" specifications. Delivery is made through DMCC Tradeflow, an online platform tailored to register possession and ownership of commodities stored in UAE-based facilities, ensuring smooth delivery of contracts. The exchange revealed that it was working on introducing new contracts, such as the Shariah Compliant Silver Spot Contract, which is currently being reviewed by the UAE Securities and Commodities Authority. (Zawya)
- Ajman real estate transactions total \$1.9bn in H1'23** - The real estate market in Ajman showed robust performance in the first half of 2023 (H1'23), with total real estate transactions surpassing AED7.17bn. This figure, which represents a significant growth rate of 15.6% compared to the corresponding period in 2022, was included in the real estate report published by the Department of Lands and Real Estate Regulation and underscored the thriving economic activity in the emirate's property sector. Omar bin Omair Al Muhairi, Director-General of the Department of Lands and Real Estate Regulation, said that the aforementioned period witnessed a total of 5,310 real estate transactions, adding that the cumulative value of these transactions exceeding AED7.17bn highlights a robust demand for properties. The trading volume accounted for AED4.57bn, involving 3,980 trading operations. Mortgage transactions numbered 972, translating to a total value of AED1.55bn. Al Muhairi also noted that this performance is in line with the consistent upward trajectory of the emirate's real estate sector and can be primarily attributed to a sustained demand for properties and a steady inflow of investments in diverse real estate projects within the emirate. May, in particular, emerged as a notable month, witnessing a peak value of real estate transactions totaling AED1.9bn, signifying an impressive growth rate exceeding 133% compared to the corresponding month in 2022. These statistics also collectively portray the resilience and vibrancy of Ajman's real estate market. (Zawya)
- E& capital leads \$5mn Series A financing round in Maxbyte** - E& capital today announced a lead investment in the \$5mn Series A financing round of Maxbyte, an innovator in the field of integrated digital and robotics solutions, to strengthen the company's market expansion and product development, empowering it to pioneer innovative solutions that enable manufacturers in the digital age. Headquartered in the UAE, Maxbyte is a leading provider of Industry 4.0 solutions with a strong presence in the automotive, defense, utilities, and food and beverage sectors. It aims to enable smart connected industrial enterprise for flexibility, productivity, predictable revenue and profit growth, as well as sustainability. The funding aims to expedite growth by bolstering the sales team, refining the go-to-market strategy and partnerships, and scaling projects across new geographies and industries. Eddy Farhat, Executive Director at e& capital, said, "Our investment in Maxbyte is a significant milestone. Maxbyte's innovative approach to automation technology positions it as an ideal partner for the Industry 4.0 revolution especially with its track record of success stories across the UAE, USA, SEA, and India. This investment will further its mission to digitally transform and automate companies. "Maxbyte's plug-and-play solutions not only support underserved smaller manufacturers but also have the capability to compete with rivals serving larger manufacturing companies through seamless integration. We believe that these solutions will contribute to reshaping the manufacturing landscape in the UAE and beyond." Maxbyte provides a wide array of services across three main domains, including Industry 4.0 and AI applications for digitizing industrial value chains to Smart and Sustainable Factories, robotics and automation solutions for enabling autonomous factories, and Industry 4.0 education programs to empower manufacturers and the community for the advancement and adoption of digital transformation and Industry 4.0 journey. Ramshankar CS, Co-Founder and Chief Executive Officer of Maxbyte, said, "We're thrilled to announce our partnership with e& capital. This exciting milestone is a testament to our shared vision and commitment to reshaping industries, driving transformative growth, and propelling our journey towards a future defined by boundless possibilities. This pivotal partnership accelerates our journey to spearhead technological evolution, fortify smart manufacturing, and empower UAE and global industries. (Zawya)
- Kuwait: CBK issues bonds, tawarruq worth \$779.1mn** - The Central Bank of Kuwait (CBK) announced Monday new bonds and related tawarruq valued at KD 240mn (around \$792mn). The securities bear a 4.375% return rate with a three-month maturity rate, according to a CBK statement received by KUNA. (Zawya)

Rebased Performance



Source: Bloomberg

Daily Index Performance



Source: Bloomberg

| Asset/Currency Performance | Close (\$) | 1D% | WTD% | YTD% |
|--------------------------------------|------------|-------|-------|--------|
| Gold/Ounce | 1,897.48 | 0.1 | 0.4 | 4.0 |
| Silver/Ounce | 23.41 | 0.4 | 2.9 | (2.3) |
| Crude Oil (Brent)/Barrel (FM Future) | 84.03 | (0.5) | (0.9) | (2.2) |
| Crude Oil (WTI)/Barrel (FM Future) | 80.35 | (0.5) | (1.1) | 0.1 |
| Natural Gas (Henry Hub)/MMBtu | 2.58 | (0.8) | 5.7 | (26.7) |
| LPG Propane (Arab Gulf)/Ton | 63.30 | (0.5) | (0.2) | (10.5) |
| LPG Butane (Arab Gulf)/Ton | 56.50 | 0.0 | 1.1 | (44.3) |
| Euro | 1.08 | (0.5) | (0.2) | 1.3 |
| Yen | 145.89 | (0.2) | 0.3 | 11.3 |
| GBP | 1.27 | (0.2) | (0.0) | 5.4 |
| CHF | 1.14 | (0.2) | 0.2 | 5.0 |
| AUD | 0.64 | 0.1 | 0.3 | (5.7) |
| USD Index | 103.56 | 0.3 | 0.2 | 0.0 |
| RUB | 110.69 | 0.0 | 0.0 | 58.9 |
| BRL | 0.20 | 0.9 | 0.7 | 7.1 |

Source: Bloomberg

| Global Indices Performance | Close | 1D%* | WTD%* | YTD%* |
|----------------------------|------------|-------|-------|--------|
| MSCI World Index | 2,909.19 | (0.0) | 0.4 | 11.8 |
| DJ Industrial | 34,288.83 | (0.5) | (0.6) | 3.4 |
| S&P 500 | 4,387.55 | (0.3) | 0.4 | 14.3 |
| NASDAQ 100 | 13,505.87 | 0.1 | 1.6 | 29.0 |
| STOXX 600 | 451.70 | 0.2 | 0.5 | 7.7 |
| DAX | 15,705.62 | 0.2 | 0.6 | 14.3 |
| FTSE 100 | 7,270.76 | 0.0 | 0.0 | 2.7 |
| CAC 40 | 7,240.88 | 0.1 | 0.9 | 13.3 |
| Nikkei | 31,856.71 | 1.2 | 0.8 | 9.7 |
| MSCI EM | 966.69 | 0.7 | 0.2 | 1.1 |
| SHANGHAI SE Composite | 3,120.33 | 0.8 | (0.6) | (4.5) |
| HANG SENG | 17,791.01 | 1.0 | (1.0) | (10.5) |
| BSE SENSEX | 65,220.03 | (0.0) | 0.5 | 6.7 |
| Bovespa | 116,156.01 | 2.4 | 1.2 | 13.3 |
| RTS | 1,057.56 | 0.1 | 1.0 | 9.0 |

Source: Bloomberg (*\$ adjusted returns if any)

Contacts

QNB Financial Services Co. W.L.L.
Contact Center: (+974) 4476 6666
info@qnbfs.com.qa
Doha, Qatar

Saugata Sarkar, CFA, CAIA
Head of Research
saugata.sarkar@qnbfs.com.qa

Shahan Keushgerian
Senior Research Analyst
shahan.keushgerian@qnbfs.com.qa

Phibion Makuwerere, CFA
Senior Research Analyst
phibion.makuwerere@qnbfs.com.qa

Roy Thomas
Senior Research Analyst
roy.thomas@qnbfs.com.qa

Dana Saif Al Sowaidi
Research Analyst
dana.alsowaidi@qnbfs.com.qa

Disclaimer and Copyright Notice: This publication has been prepared by QNB Financial Services Co. W.L.L. ("QNBFS") a wholly-owned subsidiary of Qatar National Bank (Q.P.S.C.). QNBFS is regulated by the Qatar Financial Markets Authority and the Qatar Exchange. Qatar National Bank (Q.P.S.C.) is regulated by the Qatar Central Bank. This publication expresses the views and opinions of QNBFS at a given time only. It is not an offer, promotion or recommendation to buy or sell securities or other investments, nor is it intended to constitute legal, tax, accounting, or financial advice. QNBFS accepts no liability whatsoever for any direct or indirect losses arising from use of this report. Any investment decision should depend on the individual circumstances of the investor and be based on specifically engaged investment advice. We therefore strongly advise potential investors to seek independent professional advice before making any investment decision. Although the information in this report has been obtained from sources that QNBFS believes to be reliable, we have not independently verified such information and it may not be accurate or complete. QNBFS does not make any representations or warranties as to the accuracy and completeness of the information it may contain, and declines any liability in that respect. For reports dealing with Technical Analysis, expressed opinions and/or recommendations may be different or contrary to the opinions/recommendations of QNBFS Fundamental Research as a result of depending solely on the historical technical data (price and volume). QNBFS reserves the right to amend the views and opinions expressed in this publication at any time. It may also express viewpoints or make investment decisions that differ significantly from, or even contradict, the views and opinions included in this report. This report may not be reproduced in whole or in part without permission from QNBFS.

COPYRIGHT: No part of this document may be reproduced without the explicit written permission of QNBFS.