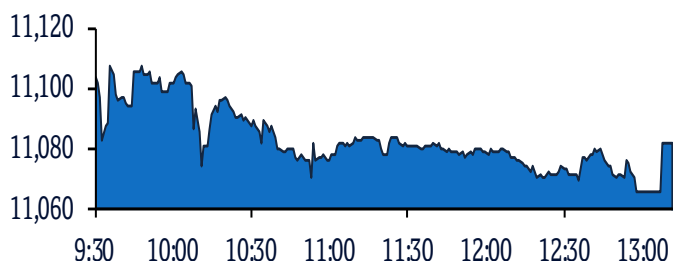


## QSE Intra-Day Movement



## Qatar Commentary

The QE Index declined 0.2% to close at 11,082.0. Losses were led by the Banks & Financial Services and Telecoms indices, falling 0.5% each. Top losers were Zad Holding Company and Medicare Group, falling 2.5% and 1.5%, respectively. Among the top gainers, Investment Holding Group gained 6.0%, while Dlala Brokerage & Investment Holding Company was up 2.4%.

## GCC Commentary

**Saudi Arabia:** The TASI Index gained 0.5% to close at 11,180.2. Gains were led by the Software & Services and Retailing indices, rising 3.9% and 2.5%, respectively. Arabian Pipes Co. rose 10.0%, while Abdul Mohsen Al-Hokair Group was up 5.2%.

**Dubai:** The DFM Index gained marginally to close at 2,901.2. The Real Estate & Construction and Insurance indices rose 0.4% each. Takaful Emarat Insurance rose 6.7%, while Aan Digital Services Holding Co. was up 6.0%.

**Abu Dhabi:** The ADX General Index gained 0.4% to close at 7,652.2. The Consumer Staples index rose 2.2%, while Investment & Financial Ser. index was up 1.4%. Zee Stores rose 14.9%, while Emirates Stallions Group was up 11.5%.

**Kuwait:** The Kuwait All Share Index gained 0.3% to close at 6,812.7. The Consumer Discretionary Sector Index rose 2.8%, while the Technology index gained 2.0%. Metal & Recycling Co. rose 10.0%, while Soor Fuel Marketing Co. was up 8.2%.

**Oman:** The MSM 30 Index gained 0.1% to close at 3,965.9. Gains were led by the Industrial and Services indices, rising 0.5% each. National Aluminum Products Co. rose 8.3%, while Oman & Emirates Investment Holding Co. was up 7.2%.

**Bahrain:** The BHB Index declined marginally to close at 1,665.9. The Materials index fell 0.6%, while the Communication Services index was down 0.5%. Al Baraka Banking Group declined 0.9%, while Bahrain Telecom. Co. was down 0.5%.

Market Indicators	29 Aug 21	26 Aug 21	%Chg.
Value Traded (QR mn)	311.5	312.7	(0.4)
Exch. Market Cap. (QR mn)	638,550.1	638,977.3	(0.1)
Volume (mn)	177.9	132.0	34.8
Number of Transactions	7,154	8,630	(17.1)
Companies Traded	47	46	2.2
Market Breadth	26:17	14:27	-

Market Indices	Close	1D%	WTD%	YTD%	TTM P/E
Total Return	21,937.45	(0.2)	(0.2)	9.3	16.9
All Share Index	3,518.51	(0.2)	(0.2)	10.0	17.7
Banks	4,761.38	(0.5)	(0.5)	12.1	15.7
Industrials	3,593.22	0.6	0.6	16.0	19.3
Transportation	3,429.87	(0.4)	(0.4)	4.0	19.2
Real Estate	1,790.17	0.2	0.2	(7.2)	16.5
Insurance	2,594.25	(0.4)	(0.4)	8.3	17.1
Telecoms	1,035.96	(0.5)	(0.5)	2.5	N/A
Consumer	8,219.87	(0.1)	(0.1)	1.0	22.3
Al Rayan Islamic Index	4,622.79	0.0	0.0	8.3	17.5

GCC Top Gainers###	Exchange	Close#	1D%	Vol. '000	YTD%
Alinma Bank	Saudi Arabia	22.78	2.3	7,245.0	40.8
Jarir Marketing Co.	Saudi Arabia	211.00	2.2	134.0	21.7
Saudi Arabian Mining Co.	Saudi Arabia	70.00	1.7	276.3	72.8
Saudi Electricity Co.	Saudi Arabia	27.00	1.1	1,142.5	26.8
Ahli United Bank	Kuwait	0.32	0.9	1,974.6	21.8

GCC Top Losers###	Exchange	Close#	1D%	Vol. '000	YTD%
Co. for Cooperative Ins.	Saudi Arabia	92.20	(1.5)	129.8	15.7
BinDawood Holding Co.	Saudi Arabia	107.60	(1.1)	136.4	(9.6)
Ooredoo	Qatar	6.94	(1.0)	1,962.8	(7.7)
Bupa Arabia for Coop. Ins	Saudi Arabia	167.40	(0.9)	119.8	37.0
Saudi Telecom Co.	Saudi Arabia	128.80	(0.9)	415.5	22.5

Source: Bloomberg (# in Local Currency) (## GCC Top gainers/losers derived from the S&P GCC Composite Large Mid Cap Index)

QSE Top Gainers	Close*	1D%	Vol. '000	YTD%
Investment Holding Group	1.23	6.0	66,548.1	105.8
Dlala Brokerage & Inv. Holding Co.	1.56	2.4	2,720.9	(13.1)
Salam International Inv. Ltd.	0.95	2.0	39,878.7	45.5
QLM Life & Medical Insurance	4.95	1.8	41.5	57.1
Mannai Corporation	3.94	1.5	58.9	31.2

QSE Top Volume Trades	Close*	1D%	Vol. '000	YTD%
Investment Holding Group	1.23	6.0	66,548.1	105.8
Salam International Inv. Ltd.	0.95	2.0	39,878.7	45.5
Qatar Aluminum Manufact. Co.	1.58	0.6	10,377.8	63.4
Mazaya Qatar Real Estate Dev.	1.03	0.3	9,576.1	(18.4)
Gulf International Services	1.49	0.1	6,852.4	(13.0)

QSE Top Losers	Close*	1D%	Vol. '000	YTD%
Zad Holding Company	15.80	(2.5)	7.1	16.6
Medicare Group	8.46	(1.5)	51.1	(4.3)
Ooredoo	6.94	(1.0)	1,962.8	(7.7)
Qatar Navigation	7.44	(1.0)	50.4	4.9
The Commercial Bank	6.04	(0.9)	1,295.6	37.3

QSE Top Value Trades	Close*	1D%	Val. '000	YTD%
Investment Holding Group	1.23	6.0	80,658.8	105.8
Salam International Inv. Ltd.	0.95	2.0	37,795.6	45.5
Masraf Al Rayan	4.53	(0.6)	23,901.0	0.1
Qatar Aluminum Manufact. Co.	1.58	0.6	16,452.8	63.4
Industries Qatar	13.00	0.9	13,819.7	19.6

Source: Bloomberg (\* in QR)

Regional Indices	Close	1D%	WTD%	MTD%	YTD%	Exch. Val. Traded (\$ mn)	Exchange Mkt. Cap. (\$ mn)	P/E**	P/B**	Dividend Yield
Qatar*	11,081.98	(0.2)	(0.2)	3.1	6.2	85.54	175,353.6	16.9	1.6	2.6
Dubai	2,901.21	0.0	0.0	4.9	16.4	40.31	106,967.4	21.4	1.0	2.7
Abu Dhabi	7,652.15	0.4	0.4	4.6	51.7	405.83	363,241.5	23.6	2.2	3.0
Saudi Arabia	11,180.19	0.5	0.5	1.5	28.7	1,247.05	2,595,371.8	27.1	2.4	2.3
Kuwait	6,812.71	0.3	0.3	3.5	22.8	194.82	128,950.5	32.1	1.7	1.8
Oman	3,965.94	0.1	0.1	(1.6)	8.4	7.39	18,410.2	12.6	0.8	3.9
Bahrain	1,665.91	(0.0)	(0.0)	4.3	11.8	5.55	26,752.2	11.7	0.8	3.3

Source: Bloomberg, Qatar Stock Exchange, Tadawul, Muscat Securities Market and Dubai Financial Market (\*\* TTM; \* Value traded (\$ mn) do not include special trades, if any)

## Qatar Market Commentary

- The QE Index declined 0.2% to close at 11,082.0. The Banks & Financial Services and Telecoms indices led the losses. The index fell on the back of selling pressure from Qatari shareholders despite buying support from GCC, Arab and foreign shareholders.
- Zad Holding Company and Medicare Group were the top losers, falling 2.5% and 1.5%, respectively. Among the top gainers, Investment Holding Group gained 6.0%, while Dlala Brokerage & Inv. Holding Co. was up 2.4%.
- Volume of shares traded on Sunday rose by 34.8% to 177.9mn from 132.0mn on Thursday. Further, as compared to the 30-day moving average of 155.6mn, volume for the day was 14.3% higher. Investment Holding Group and Salam International Inv. Ltd. were the most active stocks, contributing 37.4% and 22.4% to the total volume, respectively.

Overall Activity	Buy %*	Sell %*	Net (QR)
Qatari Individuals	50.33%	53.40%	(9,579,496.5)
Qatari Institutions	17.44%	17.50%	(170,570.9)
<b>Qatari</b>	<b>67.77%</b>	<b>70.90%</b>	<b>(9,750,067.3)</b>
GCC Individuals	0.67%	0.36%	943,120.1
GCC Institutions	5.13%	4.15%	3,053,550.9
<b>GCC</b>	<b>5.80%</b>	<b>4.51%</b>	<b>3,996,670.9</b>
Arab Individuals	15.97%	14.53%	4,472,868.6
Arab Institutions	0.00%	0.00%	–
<b>Arab</b>	<b>15.97%</b>	<b>14.53%</b>	<b>4,472,868.6</b>
Foreigners Individuals	3.45%	3.58%	(396,071.3)
Foreigners Institutions	7.02%	6.48%	1,676,599.1
<b>Foreigners</b>	<b>10.47%</b>	<b>10.06%</b>	<b>1,280,527.8</b>

Source: Qatar Stock Exchange (\*as a % of traded value)

## News

### Qatar

- **Hospitality sector to continue upward trend** – Qatar's hospitality sector, including the food and beverage (F&B) industry, will continue to be on an upward trend up to the 2022 FIFA World Cup as more people get vaccinated and the current situation continues to improve further, a hotelier has said. "The drop in room rates since their last peak in 2019 for 4- and 5-star hotels/resort properties has attracted high volumes of local guests," Movenpick Hotel Doha's Public Relations and Communications Assistant Manager Ritika Ramani told Gulf Times. "The aspect of being able to an affordable local vacation in a safe and hygienic environment has been an added attraction," she said. It is learnt that the summer season this year is witnessing a demand surge for local hotel bookings particularly during the weekend, mostly families who find staycations practical than travelling abroad. Qatar remains to be one of the safest countries in the world for visitors and residents, Ramani said while citing that it retained its position as number one globally in terms of safety on the Numbeo Global Index. (Gulf-Times.com)
- **Moody's: Compulsory health cover to boost takaful prospects in Qatar, GCC** – Compulsory medical insurance in Qatar and elsewhere in the GCC region will sustain takaful (Islamic insurance) growth prospects, Moody's Investor Service has said in a recent report. Growth prospects for takaful "remain healthy" in the Gulf Co-operation Council (GCC) countries, Africa and southeast Asia. This, Moody's noted "reflects those regions' large Muslim populations and relatively low insurance penetration. "We expect takaful premiums to keep growing moderately in the next 2-3 years, helped by rising demand for medical insurance as more GCC, African and southeast Asian countries introduce compulsory health cover. "The recent adoption of risk-based capital regulation in key takaful markets, and takaful insurers' continued embrace of digitalization, are further positive factors." According to Moody's, low penetration supports takaful growth prospects. Takaful premiums/contributions grew at a healthy compound annual rate of 6.8% between 2017 and 2020, albeit down from 9.4% (between 2011 and 2017). Overall, growth in takaful contributions has

outpaced growth in total insurance premiums in the main takaful markets. Insurance penetration (gross written premiums as a percentage of GDP) in the takaful markets remains low, an indicator of good growth potential. Takaful premiums/contributions grew at a healthy compound annual rate of 6.8% between 2017 and 2020, albeit down from 9.4% between 2011 and 2017. The main takaful markets are Malaysia, Indonesia, GCC countries, Turkey, Iran Morocco, Kenya, Nigeria, Egypt, Algeria and Tunisia. In these markets, cumulative takaful premium growth has outpaced growth in overall insurance premiums, which expanded by 4.1% on average over the 2017 to 2020 period. (Gulf-Times.com)

- **Qatar's Producer Price Index rises 6.6% MoM in July** – Qatar's Producer Price Index (PPI) for July is estimated at 76 points, rising 6.6% month-on-month and a whopping 94.9%YoY, according to the Planning and Statistics Authority. PPI, which measures either the average change in the price of goods as they leave the place of production or as they enter the production process, covers goods related to a range of products produced domestically. The PPI for mining, which carries a maximum weightage of 72.7%, saw an increase of 6.9% in July MoM and a jump of 115.1%YoY. The PSA report attributed the MoM surge to increase in producer prices of crude petroleum and natural gas by 7%. The manufacturing sector, which has a weightage of 26.8% in the index, rose 6% in July MoM, mostly on the back of rise in prices of six groups — refined petroleum products by 7.2%, basic metals by 6.2%, basic chemicals by 4.3%, paper and paper products by 1.1%, rubber and plastics products by 0.7% and grain mill and other products by 0.1%. However, the sector saw prices decline in three groups — cement and other non-metallic products by 1.4%, dairy products by 2.9% and beverages by 0.2%. On a YoY comparison, the manufacturing PPI of July rose 66.1%. The major groups that drove the prices down included basic chemicals by 94.8%, refined petroleum products by 68.7%, basic metals by 51.8%, paper and paper products by 16.6%, rubber and plastics products by 8.6%, other chemical products and fiber by 1.8% and juices by 0.8%. However, prices fell in cement and other non-metallic products by 6.1%, grain mill and

other products by 1.3%, beverages by 0.4% and dairy products by 0.2%. The PPI for electricity and water, which constitutes 0.5% of the index, showed a decrease of 0.9% MoM due to price falls in electricity by 0.4% and water by 1.5%. YoY, the sector saw an increase of 10.7%, driven by rises in water by 11.9% and electricity by 9.4%. (Qatar Tribune)

- PSA: Asian countries top destination of Qatar's exports in 2Q** – Asian countries occupied a dominating position in Qatar's exports during the second quarter (2Q) of 2021. The top five export destinations for Qatari exports were from Asia, according to the Planning and Statistics Authority (PSA) data. China emerged as a top destination for Qatar's exports in July 2021. Qatar's exports to China were close to QR4.3bn, a share of 15.8% of total exports. South Korea came second after China in terms of exports from Qatar. Exports to South Korea during the month of July stood at QR3.88bn, a share of 14.13%. Japan which has taken the third ranking of top destinations for Qatari exports witnessed around QR3.78bn worth of exports, a share of 14.12%. India secured the fourth place in the list having exports worth QR3.37bn, with share of 12.3%. While Singapore's export figures amounted to QR2.37bn, a share of 8.6%. During 2Q2021, Asia was the top destination of Qatar's exports and the leading origin of Qatar's imports, representing 72.3% and 39.7% respectively, followed by the European Union, accounting for 11.2% and 31.8% respectively, and GCC, with 8.6% and 3.3% respectively. In the second quarter of this year, the total exports including exports of domestic goods and re-exports amounted to QR71.1bn, showing an increase of QR33.3bn or 88.1% compared to QR37.8bn during 2Q2020; and an increase of nearly QR 7.2bn or 11.2% when compared to 1Q2021. (Peninsula Qatar)
- Qatar Chamber launches new online service to help companies update data** – Qatar Chamber has launched a new electronic service to help private sector companies to update their information and contact details in the 'Qatar Chamber Commercial & Industrial Directory'. The new service helps Qatar Chamber member companies to create their own profile on the directory and include information about the company, contact numbers, website, address, location, and other data. Moreover, it enables companies to update the information that is already present in the directory. In a statement, the chamber said companies are invited to create their profile through the chamber's website or Qatar e-Government Portal – Hukoomi, or through the Qatar Chamber Commercial & Industrial Directory website at www.qatarcid.com. Qatar Chamber General Manager Saleh bin Hamad Al-Sharqi said the Qatar Chamber Commercial & Industrial Directory is an electronic platform that includes lists of commercial and industrial companies operating in Qatar and registered at the chamber, and stressed that it provides an easy tool for communication among companies. Al-Sharqi also said this step emphasizes the role played by the chamber as a representative and advocate of the private sector and business community in the country. He noted that the chamber is keen to enhance communication between investors and businessmen of various commercial and industrial activities. (Gulf-Times.com)
- Over 75 prominent firms confirm participation at Qatar Travel Mart 2021** – Qatar Travel Mart (QTM 2021) Conference to be held at the Doha Exhibition and Convention Center from November 16 to 18 has attracted more than 75 local and international companies, it was announced here on Sunday. These firms cover sectors such as airlines, hotels and resorts, tour operators, destination management companies, cruise lines, transportation and travel technology, NeXTfairs for Exhibitions and Conferences said. NeXTfairs for Exhibitions and Conferences, Co-Founder and General Manager, Rawad Sleem said QTM will be under the patronage of HE the Prime Minister

and Minister of Interior, Sheikh Khalid bin Khalifa bin Abdulaziz Al-Thani. The event will provide insights and new perspectives to the future of tourism, while also offering most sought-after travel destinations, real estate development projects and up-to-date luxury, business, medical, sports, MICE, halal tourism, leisure and cultural tourism trends. Qatar Tourism is the strategic partner of QTM, while Discover Qatar and Qatar Airways Holidays are the leisure partners. He said the event will attract wide international participation, including firms from Italy, Cyprus, the Maldives, Azerbaijan, Rwanda, the Dominican Republic and other countries that seek to enhance their presence in the Qatari market. (Gulf-Times.com)

- Qatar Sustainability Week to return in October** – Qatar Green Building Council (QGBC) is continuing its national campaign to build sustainable, healthy, and resilient communities with the sixth edition of Qatar Sustainability Week (QSW). The event will run from October 23-30, and both corporate organizations and individuals are invited to participate. The QSW is a unique platform for promoting the nation's sustainability vision and engaging relevant stakeholders under an overarching umbrella to achieve Qatar's sustainable development goals. (Gulf-Times.com)
- 40 Qatari women submit nominations for Shura Council elections** – A considerable number of Qatari candidates, including 40 women, have submitted their nominations for the upcoming Shura Council elections, a senior official told Qatar TV on Sunday. "There will be no exemptions to the campaign spending limit of QR2mn," explained, Director of Planning and Quality at the Ministry of Interior and a member of the Election Supervisory Committee, Brigadier Majid Abdulrahman Al-Sulaiti. (Gulf-Times.com)

#### International

- Japan's retail sales extend gains but COVID-19 challenges persist** – Japan's retail sales rose for a fifth straight month in July, beating expectations as the consumer sector continued its recovery, although a coronavirus resurgence has cast doubts over the spending outlook. A surge in Delta variant cases this month forced the government to widen state of emergency restrictions, which are now threatening to hurt consumer spending and derail a fragile economic recovery. Retail sales advanced 2.4% in July from the same month a year earlier, government data showed on Monday, slightly faster than economists' median forecast for a 2.1% rise in a Reuters poll. It followed a 0.1% increase in June. The better-than-expected rise in retail sales was supported by strong demand for items such as fuel, cars, clothing, general merchandise and food, the trade ministry data showed. However, growth was also flattered by the comparison with last year's steep slide, when consumer demand was hurt by the coronavirus pandemic. Compared with the previous month, retail sales gained a seasonally adjusted 1.1% as consumption continued the surprising growth seen in the second-quarter, helped by the Tokyo Olympics. The world's third-largest economy grew at a better-than-expected rate in the April-June quarter, thanks largely to private consumption, which makes up more than half of the country's GDP. But rebounding consumer activity poses a challenge to policymakers as the more contagious Delta variant of COVID-19 upends the nation's healthcare system, with state of emergency curbs now covering nearly 80% of Japan's population. (Reuters)

#### Regional

- OPEC+ could reconsider output increase, says Kuwaiti oil minister** – The increase in oil output agreed last month by OPEC+ nations could be reconsidered at its next meeting on September 1, Kuwait's oil minister said on Sunday. The OPEC and allies including Russia, collectively known as OPEC+, will

meet on Wednesday to discuss the previously agreed increase of 400,000 bpd for the next several months. "The markets are slowing. Since COVID-19 has begun its fourth wave in some areas, we must be careful and reconsider this increase. There may be a halt to the 400,000 bpd increase," Mohammad Abdulatif al-Fares told Reuters on the sidelines of a government-sponsored event in Kuwait City. Economies of East Asian countries and China remain affected by COVID-19 and caution must be exercised, Fares added. US President Joe Biden's administration has urged OPEC and its allies to boost oil output to tackle rising gasoline prices that it views as a threat to the global economic recovery. (Reuters)

- **More M&A deals expected in GCC's healthcare, online food delivery markets** – Companies in the healthcare and online food delivery space in the GCC region are likely to see some consolidation post-COVID-19, as bigger players seek more market share, according to the latest analysis by ValuStrat Advisory. These sectors have continued to survive during the pandemic, despite lockdowns, social distancing and strict mobility restrictions. The food delivery segment, for one, has seen a surge in spending since last year, while telehealth has gained traction, as the outbreak triggered a shift from physical to contactless transactions. However, not all businesses in these markets are created equal, and some don't have enough liquidity to stay afloat or compete with their stronger rivals. (Zawya)
- **GCC banks' loan growth expands as economy recovers** – Listed banks in the GCC continued to post robust growth in lending activity during the second quarter of 2021 resulting in record high loan books. Aggregate gross loans at the end of the quarter reached \$1.68tn, up 4.6% QoQ and 7.1% YoY, after a broad-based growth seen in all the markets, according to a report by Kamco Invest. Net loans also showed a similar growth of 4.8% QoQ to reach \$1.6tn, once again backed by growth in all the markets. Customer deposits also showed growth in almost all the markets during the quarter. Aggregate customer deposits increased by 4.6 % to reach \$2.0tn, a new record high for the GCC banking sector, compared to \$1.9tn at the end of the first quarter of 2021. (Peninsula-Business)
- **Foreign investment into Saudi Arabia up 13%, says minister** – Direct foreign investment into Saudi Arabia rose by about 13% in the first quarter of this year, Saudi Investment Minister Khalid Al-Falih said in an interview with Al Arabiya. Attracting foreign investment is a core element of Saudi reforms aimed at diversifying the economy away from oil. (Reuters)
- **Saudi Arabia's net foreign assets fall in July** – Saudi Arabia's net foreign assets fell slightly in July, after it reported a slight increase in June as oil prices gave the kingdom a boost. The stockpile at the central bank fell by about SR16.6bn to SR1.641tn last month, according to the central bank's monthly report released on Sunday. Net foreign assets rose by 2% in June to SR1.675tn. Net foreign assets declined significantly in 2020 as lower oil income strained finances and officials transferred \$40bn to the kingdom's sovereign fund to fuel an investment spree. Most economists say that's more than enough to defend the riyal's peg to the dollar, and rising oil prices could further lift the fortunes of the world's largest crude exporter in the months ahead. (Bloomberg)
- **Car marketplace Syarah secures \$20mn to expand beyond Saudi Arabia** – Saudi Arabia-based online car marketplace Syarah has raised \$20mn in its latest funding round, as the startup aims to expand its local and regional operations. The company will use the new capital injection from the Series B round to "broaden its offerings," as well as establish distribution centers across the Kingdom. It also plans to expand to new markets in the region. "We have successfully sold more than 6,000 cars online so far, and with this new investment, we intend

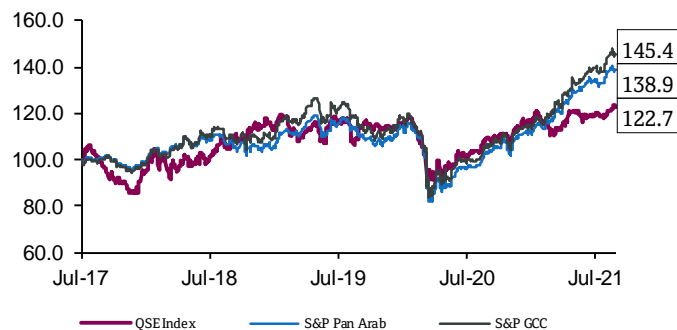
to significantly grow our inventory and sales over the next few months," Syarah's co-founder Salah Sharef said. Founded in 2015, the startup operates an online platform for car shopping, where buyers can choose from a wide selection of cars, and have them delivered to their homes. In 2019, the platform started including used cars in their portfolio. (Zawya)

- **UAE to issue tourist visas to vaccinated travelers** – The UAE will start issuing tourist visas for travelers from all across the world starting tomorrow, provided they have received full doses of COVID-19 vaccines approved by the WHO. This decision includes countries from which entry was previously banned. Tourists will also have to do a mandatory rapid PCR test at the airport, the National Emergency Crisis and Disasters Management Authority (NCEMA) announced on Saturday. To avail all the facilities granted to vaccinated people in the UAE, fully vaccinated tourists can also register their vaccination certificates through the Federal Authority of Identity and Citizenship (ICA) or Al Hosn app, NCEMA said. According to data available with NCEMA, 75.59% of the UAE population has taken two doses of the vaccine and 18,056,765 vaccine doses have been provided until yesterday. (Zawya)
- **Dubai developer Limitless set to agree third debt restructuring deal** – Dubai state-owned property developer Limitless is set to reach an agreement with creditors over some \$760mn of troubled debt, documents seen by Reuters showed - its third restructuring in a decade. Limitless, along with Nakheel, was among the biggest casualties of Dubai's property crash and the subsequent debt crisis that began in 2009. It plans to enter into a lock-up agreement - a precursor to a long form term sheet and definitive documentation - with an ad-hoc group of creditors by the end of this month and with remaining creditors by the end of September to restructure the debt, an overview of the plan seen by Reuters showed. (Reuters)
- **Emirates REIT: Dubai property market shows 'steady improvement'** – The manager of Emirates REIT, a Dubai-listed real estate investment trust, has cited a "steady improvement" in the Dubai commercial property market after posting a comprehensive profit of AED51mn for the first half of 2021. The profit follows a loss of AED72mn for the first half of 2020, according to results reported to Nasdaq Dubai. The trust's manager Equitativa cited the divestment of a commercial floor in Index Tower, Dubai and the receipt of outstanding rent payments from Jebel Ali School as positive factors during the first half of 2021. In a press release, Equitativa said the profits demonstrated the REIT's improvements to its portfolio since the early stages of the COVID-19 pandemic, adding that the trust had seen total property income increase by 8.1% to AED124.9mn, including a gain from a unit divestment of AED23.9mn. (Zawya)
- **International Holding Co subsidiary Al Seer Marine lists on Abu Dhabi Exchange** – Abu Dhabi-based Al Seer Marine, a company fully-owned by the conglomerate International Holding Company (IHC), listed on Sunday under the ticker ASM on the Abu Dhabi Securities Exchange (ADX) Second Market. Al Seer Marine, which builds and operates vessels and manages yachts, has total assets of AED3.98bn as at the end of June 2021, and AED1bn in paid-in capital. Riyadh Al-Kindi, the chairman of Al Seer Marine said: "Listing on the ADX Second Market marks a considerable milestone for the company (and)... will allow us to enhance our brand, deepen our transparency and corporate governance and bring on board new investors to be part of our exciting journey." (Zawya)
- **Mubadala joins UAE InsurTech start-up Hala's \$5mn funding round** – UAE insurance technology (InsurTech) start-up Hala has raised \$5mn in a funding round led by venture capital firm Entrée Capital, with a participation from Abu Dhabi sovereign wealth fund Mubadala Investment Company. The fresh funds will be used to

expand Hala's product offering and widen its market in the Middle East region, according to a statement from Hala. EQ2 Ventures, Global Founders Capital, 500 Startups and Hambro Perks Oryx Fund also participated in the funding round. (Zawya)

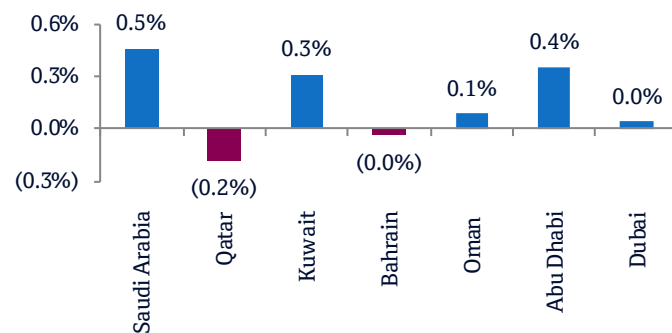
- **Tabreed to buy additional Alwajeez stake for AED312mn –** Tabreed in pact with Mubadala Infrastructure Partners to buy an additional 50% stake in Alwajeez Development for AED311.5mn. Tabreed to now own 100% of AlWajeez. (Bloomberg)
- **Oman bolsters Sohar ship-fuel services in bid to rival UAE port –** Oman, the largest Arab oil producer outside of OPEC, is bolstering ship-fueling services at the container and commodities port of Sohar as it looks to rival the region's busiest shipping terminal in the neighboring UAE. Sohar Port and Freezone signed an agreement with Muscat-based Hormuz Marine to begin offering bunkering, as vessel-fueling is known, services from the middle of September, the shipping facility's operator said in a statement. Bulking up options for refueling vessels as they unload or pass by could bolster Sohar's effort to capture business that's dominated by Dubai's Jebel Ali. The Omani port is located outside the Strait of Hormuz, a vital shipping chokepoint at the mouth of the Persian Gulf. About a fifth of global crude suppliers pass through Hormuz, an area that's been plagued with attacks on tankers in recent years. Jebel Ali is located on the UAE's Gulf coast inside of Hormuz. (Bloomberg)
- **Kuwait Supports any OPEC+ collective decision, minister said –** Kuwait supports any "collective" decision taken by OPEC+, the country's state-run Kuwait News Agency reports, citing the Oil Minister Mohammed Alfares. "No decision has been made yet," Alfares said. Decision taken "in the interest of the oil market". (Bloomberg)

## Rebased Performance



Source: Bloomberg

## Daily Index Performance



Source: Bloomberg

Asset/Currency Performance	Close (\$)	1D%	WTD%	YTD%
Gold/Ounce	1,817.57	1.4	2.0	(4.3)
Silver/Ounce	24.03	2.0	4.3	(9.0)
Crude Oil (Brent)/Barrel (FM Future)	72.70	2.3	11.5	40.3
Crude Oil (WTI)/Barrel (FM Future)	68.74	2.0	10.3	41.7
Natural Gas (Henry Hub)/MMBtu	4.33	6.7	9.9	81.2
LPG Propane (Arab Gulf)/Ton	114.25	2.0	6.3	51.8
LPG Butane (Arab Gulf)/Ton	131.75	1.4	6.2	89.6
Euro	1.18	0.4	0.8	(3.4)
Yen	109.84	(0.2)	0.1	6.4
GBP	1.38	0.5	1.0	0.7
CHF	1.10	0.7	0.6	(2.9)
AUD	0.73	1.0	2.5	(5.0)
USD Index	92.69	(0.4)	(0.9)	3.1
RUB	73.54	(1.0)	(1.0)	(1.2)
BRL	0.19	0.9	3.3	(0.2)

Source: Bloomberg

Global Indices Performance	Close	1D%*	WTD%*	YTD%*
MSCI World Index	3,133.67	0.8	1.7	16.5
DJ Industrial	35,455.80	0.7	1.0	15.8
S&P 500	4,509.37	0.9	1.5	20.1
NASDAQ 100	15,129.50	1.2	2.8	17.4
STOXX 600	472.34	0.8	1.6	14.3
DAX	15,851.75	0.8	1.1	11.0
FTSE 100	7,148.01	0.9	2.0	11.7
CAC 40	6,681.92	0.6	1.7	16.2
Nikkei	27,641.14	(0.1)	2.3	(5.3)
MSCI EM	1,272.67	0.5	4.3	(1.4)
SHANGHAI SE Composite	3,522.16	0.7	3.2	2.3
HANG SENG	25,407.89	(0.0)	2.3	(7.1)
BSE SENSEX	56,124.72	1.2	2.6	16.9
Bovespa	120,677.60	2.6	6.1	0.8
RTS	1,664.25	1.8	2.5	19.9

Source: Bloomberg (\*\$ adjusted returns)

## Contacts

### QNB Financial Services Co. W.L.L.

Contact Center: (+974) 4476 6666

[info@qnbfs.com.qa](mailto:info@qnbfs.com.qa)

Doha, Qatar

### Saugata Sarkar, CFA, CAIA

Head of Research

[saugata.sarkar@qnbfs.com.qa](mailto:saugata.sarkar@qnbfs.com.qa)

### Shahan Keushgerian

Senior Research Analyst

[shahan.keushgerian@qnbfs.com.qa](mailto:shahan.keushgerian@qnbfs.com.qa)

### Mehmet Aksoy, PhD

Senior Research Analyst

[mehmet.aksoy@qnbfs.com.qa](mailto:mehmet.aksoy@qnbfs.com.qa)

**Disclaimer and Copyright Notice:** This publication has been prepared by QNB Financial Services Co. W.L.L. ("QNBFS") a wholly-owned subsidiary of Qatar National Bank (Q.P.S.C.). QNBFS is regulated by the Qatar Financial Markets Authority and the Qatar Exchange. Qatar National Bank (Q.P.S.C.) is regulated by the Qatar Central Bank. This publication expresses the views and opinions of QNBFS at a given time only. It is not an offer, promotion or recommendation to buy or sell securities or other investments, nor is it intended to constitute legal, tax, accounting, or financial advice. QNBFS accepts no liability whatsoever for any direct or indirect losses arising from use of this report. Any investment decision should depend on the individual circumstances of the investor and be based on specifically engaged investment advice. We therefore strongly advise potential investors to seek independent professional advice before making any investment decision. Although the information in this report has been obtained from sources that QNBFS believes to be reliable, we have not independently verified such information and it may not be accurate or complete. QNBFS does not make any representations or warranties as to the accuracy and completeness of the information it may contain, and declines any liability in that respect. For reports dealing with Technical Analysis, expressed opinions and/or recommendations may be different or contrary to the opinions/recommendations of QNBFS Fundamental Research as a result of depending solely on the historical technical data (price and volume). QNBFS reserves the right to amend the views and opinions expressed in this publication at any time. It may also express viewpoints or make investment decisions that differ significantly from, or even contradict, the views and opinions included in this report. This report may not be reproduced in whole or in part without permission from QNBFS.

**COPYRIGHT:** No part of this document may be reproduced without the explicit written permission of QNBFS.