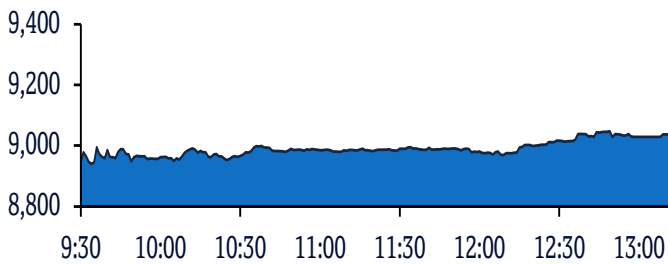


## QSE Intra-Day Movement



## Qatar Commentary

The QE Index declined 2.9% to close at 9,037.2. Losses were led by the Real Estate and Telecoms indices, falling 4.6% and 3.8%, respectively. Top losers were Qatar General Insurance & Reinsurance Co. and Salam International Investment Limited, falling 10.0% and 9.8%, respectively. Among the top gainers, Al Khalij Commercial Bank gained 0.8%, while Al Khaleej Takaful Insurance Company was up 0.6%.

## GCC Commentary

**Saudi Arabia:** The TASI Index fell 8.3% to close at 6,846.4. Losses were led by the Media and Ent. and Pharma, Biotech indices, falling 9.9% and 9.7%, respectively. Rabigh Refining & Petrochem. and Al Yamamah Steel Ind. were down 10.0% each.

**Dubai:** The DFM Index fell 7.9% to close at 2,266.9. The Consumer Staples and Discretionary index declined 9.3%, while the Real Estate & Construction index fell 9.2%. Aramex fell 10.0%, while DXB Entertainments was down 9.9%.

**Abu Dhabi:** The ADX General Index fell 5.4% to close at 4,393.9. The Banks index declined 6.8%, while the Energy index fell 6.0%. Abu Dhabi Islamic Bank declined 10.0%, while Abu Dhabi National Energy Co. was down 9.9%.

**Kuwait:** The Kuwait All Share Index fell 8.3% to close at 5,306.8. The Industrials index declined 10.5%, while the Technology index fell 10.0%. Aviation Lease and Finance Co. declined 18.5%, while Jazeera Airways Co. was down 18.4%.

**Oman:** The MSM 30 Index fell 2.7% to close at 3,994.9. Losses were led by the Industrial and Services indices, falling 2.4% and 2.1%, respectively. Dhofar Insurance declined 10.0%, while Raysut Cement Company was down 9.5%.

**Bahrain:** The BHB Index fell 3.4% to close at 1,562.6. The Commercial Banks index declined 5.3%, while the Services index fell 1.9%. Zain Bahrain declined 9.1%, while Ahli United Bank was down 9.0%.

Market Indicators	08 Mar 20	05 Mar 20	%Chg.
Value Traded (QR mn)	296.9	451.9	(34.3)
Exch. Market Cap. (QR mn)	502,566.4	520,308.1	(3.4)
Volume (mn)	123.1	115.3	6.8
Number of Transactions	6,833	7,137	(4.3)
Companies Traded	46	43	7.0
Market Breadth	3:42	22:18	-

Market Indices	Close	1D%	WTD%	YTD%	TTMP/E
Total Return	16,946.31	(2.9)	(2.9)	(11.7)	13.3
All Share Index	2,749.94	(3.3)	(3.3)	(11.3)	14.5
Banks	3,993.85	(3.5)	(3.5)	(5.4)	14.0
Industrials	2,291.81	(3.6)	(3.6)	(21.8)	16.7
Transportation	2,313.65	(1.6)	(1.6)	(9.5)	12.1
Real Estate	1,257.31	(4.6)	(4.6)	(19.7)	9.4
Insurance	2,273.41	(3.3)	(3.3)	(16.9)	40.5
Telecoms	792.74	(3.8)	(3.8)	(11.4)	13.7
Consumer	6,866.81	(0.9)	(0.9)	(20.6)	16.1
Al Rayan Islamic Index	3,324.33	(3.0)	(3.0)	(15.9)	14.2

GCC Top Gainers**	Exchange	Close*	1D%	Vol. '000	YTD%
Saudi Arabian Fertilizer	Saudi Arabia	70.00	3.7	720.8	(9.7)
Qatar Fuel Company	Qatar	17.00	0.5	2,545.3	(25.8)

GCC Top Losers**	Exchange	Close*	1D%	Vol. '000	YTD%
Agility Pub. Warehousing	Kuwait	0.59	(16.6)	5,493.0	(27.6)
Mabane Co.	Kuwait	0.69	(14.6)	1,286.8	(23.6)
Gulf Bank	Kuwait	0.24	(13.5)	10,517.8	(21.8)
Burgan Bank	Kuwait	0.24	(13.4)	1,111.5	(21.1)
Mobile Telecom. Co.	Kuwait	0.48	(10.9)	7,460.1	(20.0)

Source: Bloomberg (# in Local Currency) (\*\* GCC Top gainers/losers derived from the S&P GCC Composite Large Mid Cap Index)

QSE Top Losers	Close*	1D%	Vol. '000	YTD%
Qatar General Ins. & Reins. Co.	1.97	(10.0)	68.8	(20.0)
Salam International Inv. Ltd.	0.28	(9.8)	24,291.2	(46.8)
Dlala Brokerage & Inv. Hold. Co.	0.47	(9.8)	1,113.2	(22.9)
Qatari German Co. for Med. Dev.	0.47	(8.4)	3,190.4	(19.4)
United Development Company	1.02	(8.4)	15,916.8	(33.2)

QSE Top Value Trades	Close*	1D%	Val. '000	YTD%
QNB Group	18.30	(4.7)	56,688.4	(11.1)
Masraf Al Rayan	4.00	(1.9)	48,462.4	1.0
Qatar Fuel Company	17.00	0.5	42,097.6	(25.8)
United Development Company	1.02	(8.4)	16,288.6	(33.2)
Qatar Islamic Bank	14.95	(2.2)	13,551.6	(2.5)

Source: Bloomberg (\* in QR)

QSE Top Gainers	Close*	1D%	Vol. '000	YTD%
Al Khalij Commercial Bank	1.20	0.8	276.1	(8.4)
Al Khaleej Takaful Insurance Co.	1.60	0.6	1,687.4	(20.1)
Qatar Fuel Company	17.00	0.5	2,545.3	(25.8)

QSE Top Volume Trades	Close*	1D%	Vol. '000	YTD%
Salam International Inv. Ltd.	0.28	(9.8)	24,291.2	(46.8)
Ezdan Holding Group	0.51	(3.2)	16,089.6	(16.6)
United Development Company	1.02	(8.4)	15,916.8	(33.2)
Masraf Al Rayan	4.00	(1.9)	12,211.6	1.0
Qatar Insurance Company	2.48	(2.3)	4,217.2	(21.5)

Regional Indices	Close	1D%	WTD%	MTD%	YTD%	Exch. Val. Traded (\$ mn)	Exchange Mkt. Cap. (\$ mn)	P/E**	P/B**	Dividend Yield
Qatar*	9,037.20	(2.9)	(2.9)	(4.8)	(13.3)	81.27	136,899.1	13.3	1.3	4.4
Dubai	2,266.93	(7.9)	(7.9)	(12.5)	(18.0)	95.54	90,319.3	8.2	0.8	5.2
Abu Dhabi	4,393.85	(5.4)	(5.4)	(10.4)	(13.4)	47.50	127,287.5	13.0	1.2	5.7
Saudi Arabia	6,846.36	(8.3)	(8.3)	(10.3)	(18.4)	1,913.41	2,018,363.8	19.2	1.5	3.9
Kuwait	5,306.83	(8.3)	(8.3)	(12.6)	(15.5)	162.19	99,027.3	13.5	1.2	4.0
Oman	3,994.89	(2.7)	(2.7)	(3.3)	0.3	9.39	17,065.9	8.1	0.7	7.4
Bahrain	1,562.64	(3.4)	(3.4)	(5.9)	(3.0)	4.46	24,417.7	11.1	0.9	4.6

Source: Bloomberg, Qatar Stock Exchange, Tadawul, Muscat Securities Market and Dubai Financial Market (\*\* TTM; \* Value traded (\$ mn) do not include special trades, if any)

## Qatar Market Commentary

- The QE Index declined 2.9% to close at 9,037.2. The Real Estate and Telecoms indices led the losses. The index fell on the back of selling pressure from GCC and non-Qatari shareholders despite buying support from Qatari shareholders.
- Qatar General Insurance & Reinsurance Company and Salam International Investment Limited were the top losers, falling 10.0% and 9.8%, respectively. Among the top gainers, Al Khalij Commercial Bank gained 0.8%, while Al Khaleej Takaful Insurance Company was up 0.6%.
- Volume of shares traded on Sunday rose by 6.8% to 123.1mn from 115.3mn on Thursday. Further, as compared to the 30-day moving average of 85.6mn, volume for the day was 43.8% higher. Salam International Investment Limited and Ezdan Holding Group were the most active stocks, contributing 19.7% and 13.1% to the total volume, respectively.

Overall Activity	Buy %*	Sell %*	Net (QR)
Qatari Individuals	43.63%	32.67%	32,541,176.78
Qatari Institutions	22.63%	24.71%	(6,171,389.49)
<b>Qatari</b>	<b>66.26%</b>	<b>57.38%</b>	<b>26,369,787.30</b>
GCC Individuals	2.02%	1.73%	882,887.10
GCC Institutions	0.60%	6.30%	(16,913,694.13)
<b>GCC</b>	<b>2.62%</b>	<b>8.03%</b>	<b>(16,030,807.04)</b>
Non-Qatari Individuals	17.22%	13.77%	10,242,046.24
Non-Qatari Institutions	13.89%	20.83%	(20,581,026.51)
<b>Non-Qatari</b>	<b>31.11%</b>	<b>34.60%</b>	<b>(10,338,980.26)</b>

Source: Qatar Stock Exchange (\* as a % of traded value)

## Earnings Releases and Earnings Calendar

### Earnings Releases

Company	Market	Currency	Revenue (mn) 4Q2019	% Change YoY	Operating Profit (mn) 4Q2019	% Change YoY	Net Profit (mn) 4Q2019	% Change YoY
Mouwasat Medical Services Co.*	Saudi Arabia	SR	1,857.0	10.7%	470.0	16.3%	421.0	16.9%
Saudi Vitriified Clay Pipes Co.*	Saudi Arabia	SR	122.6	4.0%	12.3	64.0%	8.8	100.0%
Reem Investments*	Abu Dhabi	AED	19.5	0.4%	-	-	239.1	-42.6%
Al Sagr Nat. Insurance Company*	Dubai	AED	407.2	14.5%	-	-	4.8	-74.6%

Source: Company data, DFM, ADX, MSM, TASI, BHB. (\*Financial for FY2019)

### Earnings Calendar

Tickers	Company Name	Date of reporting 4Q2019 results	No. of days remaining	Status
QFBQ	Qatar First Bank	10-Mar-20	1	Due
ZHCD	Zad Holding Company	11-Mar-20	2	Due
BRES	Barwa Real Estate Company	11-Mar-20	2	Due
QGMD	Qatari German Company for Medical Devices	11-Mar-20	2	Due

Source: QSE

## News

### Qatar

- QOIS reports net profit of ~QR5mn in 4Q2019** – Qatar Oman Investment Company (QOIS) reported net profit of ~QR5mn in 4Q2019 as compared to net loss of ~QR0.55mn in 4Q2018 and net loss of ~QR0.79mn in 3Q2019. In FY2019, QOIS posted net profit of QR8.62mn compared to net profit amounting to QR4.38mn for the same period of the previous year. EPS amounted to QR0.027 in FY2019 as compared to QR0.014 in FY2018. QOIS' board proposed distribution of 2% cash dividends i.e. two Dirhams per share. (QSE)
- AKHI to hold Investors Relation conference call on March 10** – Al Khaleej Takaful Insurance Company (AKHI) will hold the Investors Relation conference call to discuss financial results for the period ending December 31, 2019 on March 10, 2020. (QSE)
- DBIS postpones its board meeting to March 9** – Dlala Brokerage & Investment Holding Company (DBIS) has postponed its board meeting to March 9, 2020, instead of March 8, 2020; to discuss and approve the financial statement of FY2019. (QSE)

- QAMC evaluates capex for risk minimization, sustainable operations; general meeting approved dividend of QR0.01 per share** – Qatar Aluminium Manufacturing Company's (QAMC) rolled out a series of cost management measures that will ensure that the company, via its joint venture, the Qatar Aluminium Limited (Qatalum), will remain one of the world's lowest-cost aluminum smelters. QAMC joint venture (JV) is currently evaluating a wide spectrum of potential capital expenditure (capex) primarily associated with risk minimization and ongoing sustainable operations. In its annual report, which was distributed during QAMC's annual general meeting, the company stated the JV's capex included a major turbine overhaul, a swing rectifier project and pot relining, which is part of the planned cyclical program, amounting to a total of QR116mn for the 13-month financial period. QAMC is a 50% shareholder in Qatar Aluminium Limited (Qatalum), a JV operating an aluminum smelter in Qatar that produces primary aluminum products, QAMC's Chairman, Abdulrahman Ahmad Al-Shaibi said, who presided over the meeting, which approved

the board of directors' proposed dividend distribution of QR55.8mn, i.e. QR0.01 per share for 2019. This is in addition to the interim dividend of QR111.6mn paid on May 5, 2019, equivalent to QR0.02 per share, which was distributed to shareholders during the year in relation to the six-month period ended December 31, 2018. The total dividends paid during the period amounted to QR167.4mn, representing a payout of 3% of the nominal value of the shares. Al-Shaibi said global economic uncertainty throughout the year, with muted GDP growth, affected the aluminum industry. He added that most of the demand for aluminum was channeled, via excess inventory levels built up over the previous years, which was sold at lower market rates. (Peninsula Qatar, Gulf-Times.com)

- Baladna, WDAM in pact to supply local market with veal meat** – Baladna and Widam Food Company (WDAM) announced the signing of a partnership agreement to supply the local market with veal meat for the first time. The agreement was signed at Baladna's headquarters. Mohammad Badr Al Sada, Chairman of WDAM and Vice-Chairman of Baladna said, "This agreement is a clear example of the strategic and commercial integration among local companies; securing the supply of locally fresh meat market, all through the year. This step supports local production strategy and takes part in the country's plan for self-sufficiency." Baladna's Chairman, Moutaz Al Khayyat said that this agreement enhances the economic cooperation and integration among local industrialists and helps in increasing the added value in the industry. "It will raise competition among Qatari entities, a step that will help push the economy into further sustainable development and self-sufficiency," Al Khayyat added. This agreement comes in compliance with international best practices which aims at benefiting from all products associated with main production operations. Baladna will supply veal, ageing 100 days on daily basis; whereas, WDAM will start a new production line for meat, market and distribute it in the local market, through various points of sales in the country. WDAM's CEO, Alnoubi Al Marri said, "We are pleased to enter in a partnership agreement with Baladna. This agreement complies with WDAM's strategy to secure local fresh products, with the highest quality standards and food safety, in addition to its role in supporting WDAM's product diversification". Al Marri assured that according to the agreement, WDAM will supply the local market with 500 tons of veal meat. Baladna's CEO, Malcolm Jordan expressed his delight with the strategic agreement, that is in line with Baladna's plans in diversifying its sources of income and sustaining the needs of the market. Jordan praised the exceptional performance of the local industry that matches international standards. (QSE)
- Sheikh Mohammed bin Abdulla Al Thani appointed as Deputy Group CEO and Acting CEO of Ooredoo Qatar** – Ooredoo announced the appointment of Sheikh Mohammed bin Abdulla Al Thani as Deputy Group CEO and Acting CEO of Ooredoo Qatar, as of March 8, 2020. Sheikh Mohammed succeeds Waleed Mohamed Al Sayed, who is retiring. Waleed had held the position of CEO of Ooredoo Qatar since 2015 and has led the business to continued growth, achieving world firsts and major milestones, such as Ooredoo Qatar being the first company in the world to launch 5G commercially during his tenure. Sheikh Mohammed bin Abdulla Al Thani has held various management positions within Ooredoo since he joined the company in 2009.

Most recently, he was CEO of Ooredoo Kuwait and has successfully led the company to reach key milestones and increase its share in the market. He is currently the Chairman of the board of directors of Ooredoo Algeria. He holds a Master's degree in Finance and Accounting from the University of Cardiff, UK and a Bachelor's degree in Accounting from Qatar University. (Peninsula Qatar)

- Ooredoo appoints new acting CEO for Ooredoo Kuwait** – Ooredoo appointed Fadi Kawar as Acting CEO of Ooredoo Kuwait, as of March 8, 2020. Fadi Kawar succeeds Sheikh Mohammed Bin Abdulla Al Thani, who had held the position of CEO for Ooredoo Kuwait since 2014 and has successfully led the company to reach key milestones and substantially increase its share in the Kuwaiti market. Fadi has over 30 years of professional experience in the telecommunications sector and was most recently the Chief Operating Officer of Ooredoo Kuwait. Prior to joining Ooredoo, he was the Chairman of the board of directors and CEO of the Telecommunications Regulatory Commission in Jordan. (QSE)
- SC, labor ministry sign MoU to host Qatar 2022 World Cup visitors** – The Supreme Committee for Delivery & Legacy (SC) announced the signing of a memorandum of understanding (MoU) with the Ministry of Administrative Development, Labor and Social Affairs, represented by the Government Housing and Buildings Department, aimed at granting investment opportunities to the private sector owners in the country to offer their properties in preparation for hosting visitors and fans of Qatar 2022 FIFA World Cup. The MoU was signed by HE the Minister of Administrative Development, Labor and Social Affairs Yousuf bin Mohamed Al-Othman Al-Fakhro, and HE the Secretary-General of the Supreme Committee for Delivery & Legacy Hassan Abdullah Al-Thawadi. On the occasion, Al-Fakhro highlighted the importance of this cooperation in creating opportunities for the private sector to contribute to the 2022 FIFA World Cup, adding that the MoU will contribute to maintaining the national economic stability beyond the tournament and will benefit the investors in the country. The minister noted that through this memorandum, the Ministry of Administrative Development, Labor and Social Affairs and the SC are seeking to provide housing and all amenities and recreation for the 2022 World Cup fans to have the best residency in Qatar. (Gulf-Times.com)
- Qatar tops region in starting and developing business** – When it comes to setting up and developing a business, Qatar is the best country in the region, according to a recent global report. Qatar has topped the region in terms of ease of starting and developing a business in the National Entrepreneurship Context Index (NECI) created by Global Entrepreneurship Monitor (GEM). The Index measures and ranks the ease of starting and developing a business in different countries. In the 2019-2020 report, Qatar has secured third place in the global ranking, leaving behind US, China, Japan, UK, Germany and other major global economies. Switzerland has topped the rankings that included 54 countries that were covered in the study, followed closely by the Netherlands. The outstanding performance of Qatar reflects a strong entrepreneurial spirit amongst its population, and a supportive entrepreneurial ecosystem. The high ranking of the country is a result of the numerous initiatives and efforts



undertaken in Qatar to encourage the growth of entrepreneurship, and create a sustainable entrepreneurial environment. It is not the first time Qatar has earned appreciation for creative conducive environment for entrepreneurs. Last year, the World Bank had listed Qatar as one of the top 20 countries in the world in terms of their improvement to the 'Ease of Doing Business 2020' score. Qatar had earned spot in the top global business environment improvers by embarking on 'an ambitious program to improve its business regulations' according to the World Bank. (Peninsula Qatar)

### International

- **Japan's economy shrinks faster than estimated in fourth quarter as virus compounds recession risks** – Japan's economy shrank faster than initially estimated in the fourth quarter to mark the biggest drop in more than five years as capital expenditure slumped, casting a deeper shadow over the outlook as the coronavirus hit heightened recession risks. The world's third-largest economy shrank an annualized 7.1% in the quarter to December, revised data showed, weaker than a preliminary reading of a 6.3% contraction and a bigger decline than a median market forecast for a 6.6% drop. On a QoQ basis GDP shrank 1.8% compared with a 1.6% contraction in the initial reading and a median forecast of a 1.7% fall. The decline, which was the fastest pace since April-June 2014, was blamed largely on a bigger-than-expected fall in capital expenditure - which had been considered the lone bright spot in an otherwise weakening economy. Capital spending dropped 4.6% from the previous quarter, worse than a preliminary 3.7% decline and the biggest drop since 2009, in a sign soft global demand and the Sino-US trade war took a toll on investment appetite. Private consumption fell 2.8% from the third quarter, roughly in line with the preliminary 2.9% decline, as households withheld spending after a sales tax hike last October. The weakness in domestic demand casts doubt on the Bank of Japan's argument that robust capital expenditure will offset some of the pain from soft exports. (Reuters)
- **PIMCO sees mild recession due to virus but tight credit poses risk** – Pacific Investment Management Company (PIMCO), one of the world's largest investment firms, told clients on Sunday the coronavirus outbreak is likely to cause a relatively mild and short recession though tight credit markets could worsen the downturn. The worst for the economy is still to occur in coming months and PIMCO is concerned dwindling corporate cash flows could lead to a sharp tightening of financial conditions, said Joachim Fels, global economic adviser at the Newport Beach, California-based company. "We are concerned about potential cracks in the US credit cycle. We believe this is a time to remain cautious on risk assets and focus on liquidity and capital preservation," Fels said in his weekly Sunday Signposts note to clients that was an interim update of PIMCO's quarterly macro outlook. PIMCO expects the Federal Reserve to cut interest rates at least another 50 basis points with the possibility the Fed drops rates to zero and resumes asset purchases, Fels said. Futures traders bet the Fed will slash rates to near zero by April. Other central banks, including in developing countries, are likely to ease policy further in coming weeks and months to sustain the flow of credit to the corporate sector, he said. (Reuters)

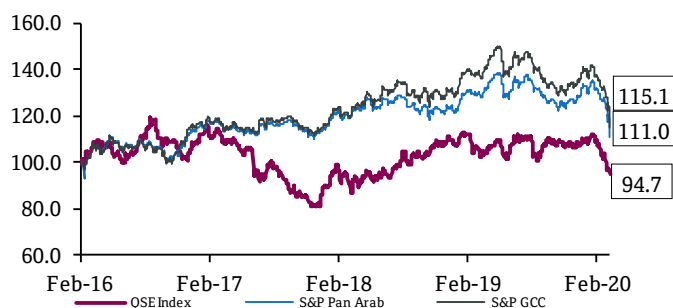
### Regional

- **Fitch: Formosa Sukuk could help GCC issuers diversify funding** – The expansion of Taiwan's Formosa bond market to include Sukuk instruments could help GCC issuers, including Islamic banks, to diversify their funding and widen their investor pool without increasing currency risk, according to Fitch Ratings (Fitch). Interest and discussion around Formosa and other funding sources is growing in the Middle East, however, it has yet to come to its full potential and a long way to go until it becomes an investment pattern. "On the Sukuk side, further growth in the market is likely, although Sukuk are by definition specialist products, and long-standing structural constraints remain. These include a lack of standardization and legal uncertainties relating to creditor treatment and enforceability in a distressed situation," Global Head of Islamic Finance, Bashar Al-Natour said. A Formosa bond is a bond issued in Taiwan but denominated in a currency other than the New Taiwan Dollar. They are issued by the Taiwan branches of publicly traded overseas financial institutions and to be traded must have a credit rating of 'BBB' or higher. The ability of GCC issuers to tap the Formosa market for Sukuk could boost the overall global Sukuk market, although it will take time for investor appetite to develop, and issuance is restricted to investment-grade issuers, the ratings agency stated. The Formosa bond market is nearly entirely US dollar-denominated, making it a good fit for GCC issuers given that GCC currencies are pegged to the dollar. It is also large relative to GCC local Sukuk markets, which could benefit Sukuk pricing and liquidity if Formosa Sukuk grows in popularity. The Formosa bond market had about \$175bn of outstanding debt at February 25, 2020, compared with total GCC local currency Sukuk of about \$100bn, and a total global Sukuk market of about \$500bn. The Taiwanese initiative could also boost Sukuk's recognition among global investors, which could help to tighten the pricing of Sukuk relative to bonds. (Zawya)
- **Saudi Arabia to hike oil output above 10mn bpd in April after OPEC+ deal collapse** – Saudi Arabia plans to raise its crude oil production significantly above 10mn bpd in April, after the collapse of the OPEC supply cut agreement with Russia, sources told Reuters. Saudi Aramco will boost its crude output after the current OPEC+ cut deal expires at the end of March, the sources said. Saudi Aramco slashed its official selling price (OSP) for April for all its crude grades to all destinations, after OPEC's oil supply cut pact with Russia fell apart. The sources said that April's production will be significantly higher than 10mn bpd, possibly closer to 11mn bpd. Saudi Arabia has been pumping 9.7mn bpd in the past couple of months. Saudi Aramco should maximize its output and sell more crude to protect its market share, the sources said. Saudi Arabia has an oil output capacity of 12mn bpd, giving it the ability to swiftly increase production. A three-year pact between OPEC and Russia ended in acrimony after Moscow refused to support deeper oil cuts to cope with the outbreak of the coronavirus and OPEC responded by removing all limits on its own production. (Reuters)
- **National Petrochemical unit gets SR3bn refinancing** – National Petrochemical's subsidiary Saudi Polymer has signed a pact with Samba and Riyadh Bank to refinance its project financing loan. The unit has received SR3bn refinancing. The amount will be repaid in four years in eight semi-annual installments. (Bloomberg)

- **Alsharif Group signed \$89.5mn deal to revive famed Cairo Hotel** – Alsharif Group has signed \$89.5mn deal to revive famed Cairo Hotel. The deal calls for Saudi Arabia’s Alsharif Group Holding to fund development of Cairo’s Shepheard Hotel within 42 months of signing lease, Public Enterprise Ministry stated. The contract runs for 35 years, with Alsharif to get 69% of net operating profit in first 10 years, decreasing to 60% for the remaining 25 years. (Bloomberg)
- **Emirates airline expects coronavirus to impact financial performance** – Emirates airline expects its financial performance to be impacted by the coronavirus outbreak that has led to a global drop in air travel, according to an internal notice seen by Reuters. The Dubai state-owned carrier, whose financial year ends this month, has suspended flights to Iran and most of mainland China. The UAE has urged citizens and residents against traveling abroad. “At this stage, there is very little doubt that our financial performance for the year will be impacted,” according to a March 4 internal staff notice that also said passenger numbers were increasingly impacted. An industry body warned last week the virus outbreak could cost carriers up to \$113bn in revenue as airlines across the globe rush to cut flights and costs. “Emirates are a very strong and financially solid airline. The type of aircraft we operate, the length of our routes and our general cost base do mean however that the impacts of adversity can be felt quickly,” the notice stated. “The business has moved to review routes, downgrade to smaller capacity, where appropriate, and take out unprofitable flying almost on a daily basis,” it added. (Reuters)
- **Pace of expansion of Dubai's financial center will match demand** – Dubai’s financial district will be expanded gradually and only when there is demand for new space, its governor stated. The state-owned Dubai International Financial Centre (DIFC) started expanding last year and upon completion the new district will have 6.4mn square feet of office space. “It is on plan but it’s going to be done on gradual basis, in phases. We will start with phase 1A, B, C and then we build according to the needs,” Essa Kazim told reporters at a briefing. “We are not going to build unless we (have an) affirmed tenant that is interested in taking this space,” Kazim said. DIFC is the major finance center in the Middle East, hosting international banks, insurance companies and investment firms. The Governor said DIFC’s leased area now stands at around 4.83mn square feet, around a 3% increase YoY. The center’s 10-year strategy that began in 2014 is on track and all key performance indicators (KPIs) have been met, Kazim said. DIFC now has 2,347 active companies, up 300, or 14%, from 2018. The center registered 493 new companies in 2019, 13% more than 2018. DIFC added more than 2,000 jobs in 2019, up 9% YoY, he said. Its 2019 operating and net profit was both flat YoY at \$139mn and \$119mn respectively. Its consolidated revenue was \$228mn, up 2% from 2018. (Reuters)
- **Dubai's Amanat drops talks to acquire VPS Healthcare** – Amanat, a Dubai-based investment firm, has stalled discussions to acquire a stake in Abu Dhabi-based hospital operator VPS Healthcare Group. The company announced the decision on Sunday, throwing cold water on a deal that was initially envisioned to expand its healthcare portfolio in the region. “Both parties have agreed to stop their discussion in relation to the transaction,” Amanat stated. “Amanat will continue to assess

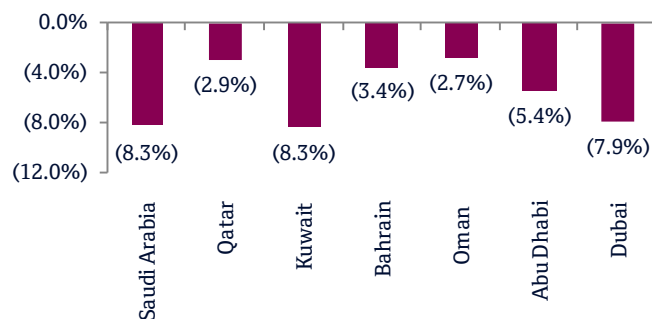
other opportunities aligned with its investment strategy to establish platforms that can grow and scale profitability in order to build long-term value for its shareholders,” the company added. Amanat, whose investments include hospitals and universities in Dubai and Abu Dhabi, had earlier announced it was in talks to acquire a strategic stake in VPS. The Dubai-listed company wanted to expand its presence in the region, where the healthcare market was valued at more than \$21bn in 2019 and estimated to hit more than \$33bn by 2024. Founded in 2007 by Shamsheer Vayalil, VPS operates a chain of hospitals and medical centers in the Middle East, Europe and India. (Zawya)

## Rebased Performance



Source: Bloomberg

## Daily Index Performance



Source: Bloomberg

Asset/Currency Performance	Close (\$)	1D%	WTD%	YTD%
Gold/Ounce	1,673.83	0.1	5.6	10.3
Silver/Ounce	17.35	(0.5)	4.1	(2.8)
Crude Oil (Brent)/Barrel (FM Future)	45.27	(9.4)	(10.4)	(31.4)
Crude Oil (WTI)/Barrel (FM Future)	41.28	(10.1)	(7.8)	(32.4)
Natural Gas (Henry Hub)/MMBtu	1.76	(6.9)	(1.7)	(15.8)
LPG Propane (Arab Gulf)/Ton	35.88	(6.8)	(9.2)	(13.0)
LPG Butane (Arab Gulf)/Ton	42.75	(7.3)	(13.9)	(35.6)
Euro	1.13	0.4	2.3	0.6
Yen	105.39	(0.7)	(2.3)	(3.0)
GBP	1.30	0.7	1.8	(1.6)
CHF	1.07	0.8	2.9	3.2
AUD	0.66	0.3	1.9	(5.5)
USD Index	95.95	(0.9)	(2.2)	(0.5)
RUB	68.57	1.4	2.5	10.6
BRL	0.22	(0.4)	(3.4)	(13.1)

Source: Bloomberg

Global Indices Performance	Close	1D%*	WTD%*	YTD%*
MSCI World Index	2,149.29	(2.0)	0.4	(8.9)
DJ Industrial	25,864.78	(1.0)	1.8	(9.4)
S&P 500	2,972.37	(1.7)	0.6	(8.0)
NASDAQ 100	8,575.62	(1.9)	0.1	(4.4)
STOXX 600	366.80	(2.9)	0.3	(11.2)
DAX	11,541.87	(2.6)	(0.2)	(12.2)
FTSE 100	6,462.55	(3.1)	0.1	(16.0)
CAC 40	5,139.11	(3.4)	(0.5)	(13.5)
Nikkei	20,749.75	(2.0)	0.6	(9.5)
MSCI EM	1,012.08	(2.6)	0.7	(9.2)
SHANGHAI SE Composite	3,034.51	(1.2)	6.3	(0.1)
HANG SENG	26,146.67	(2.3)	0.4	(7.0)
BSE SENSEX	37,576.62	(2.5)	(4.2)	(12.6)
Bovespa	97,996.80	(3.7)	(8.9)	(26.5)
RTS	1,257.96	(5.0)	(3.2)	(18.8)

Source: Bloomberg (\*\$ adjusted returns)

## Contacts

### Saugata Sarkar, CFA, CAIA

Head of Research

Tel: (+974) 4476 6534

[saugata.sarkar@qnbfs.com.qa](mailto:saugata.sarkar@qnbfs.com.qa)

### Mehmet Aksoy, PhD

Senior Research Analyst

Tel: (+974) 4476 6589

[mehmet.aksoy@qnbfs.com.qa](mailto:mehmet.aksoy@qnbfs.com.qa)

### Shahan Keushgerian

Senior Research Analyst

Tel: (+974) 4476 6509

[shahan.keushgerian@qnbfs.com.qa](mailto:shahan.keushgerian@qnbfs.com.qa)

### QNB Financial Services Co. W.L.L.

Contact Center: (+974) 4476 6666

PO Box 24025

Doha, Qatar

### Zaid al-Nafoosi, CMT, CFTe

Senior Research Analyst

Tel: (+974) 4476 6535

[zaid.alnafoosi@qnbfs.com.qa](mailto:zaid.alnafoosi@qnbfs.com.qa)

**Disclaimer and Copyright Notice:** This publication has been prepared by QNB Financial Services Co. W.L.L. ("QNB FS") a wholly-owned subsidiary of Qatar National Bank (Q.P.S.C.). QNB FS is regulated by the Qatar Financial Markets Authority and the Qatar Exchange. Qatar National Bank (Q.P.S.C.) is regulated by the Qatar Central Bank. This publication expresses the views and opinions of QNB FS at a given time only. It is not an offer, promotion or recommendation to buy or sell securities or other investments, nor is it intended to constitute legal, tax, accounting, or financial advice. QNB FS accepts no liability whatsoever for any direct or indirect losses arising from use of this report. Any investment decision should depend on the individual circumstances of the investor and be based on specifically engaged investment advice. We therefore strongly advise potential investors to seek independent professional advice before making any investment decision. Although the information in this report has been obtained from sources that QNB FS believes to be reliable, we have not independently verified such information and it may not be accurate or complete. QNB FS does not make any representations or warranties as to the accuracy and completeness of the information it may contain, and declines any liability in that respect. For reports dealing with Technical Analysis, expressed opinions and/or recommendations may be different or contrary to the opinions/recommendations of QNB FS Fundamental Research as a result of depending solely on the historical technical data (price and volume). QNB FS reserves the right to amend the views and opinions expressed in this publication at any time. It may also express viewpoints or make investment decisions that differ significantly from, or even contradict, the views and opinions included in this report. This report may not be reproduced in whole or in part without permission from QNB FS.

**COPYRIGHT:** No part of this document may be reproduced without the explicit written permission of QNB FS.