



Earnings Flash Note
Mesaieed Petrochemical Holding
3Q/9M2025

Mesaieed Petrochemical Holding Co. (MPHC)

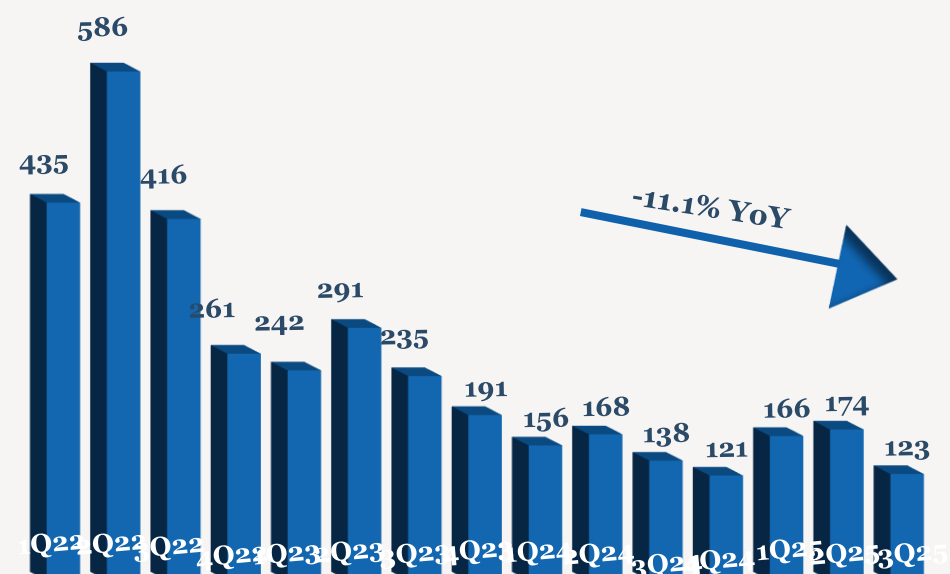
- > Net profit decreased by 16.2% YoY to QR141mn (-26.8% QoQ) in 3Q2025 owing to a lower share of results from joint ventures. For 9M2025 net profit was down 8.3% to QR520mn.
- > The share of results from joint ventures decreases by 11.1% YoY to QR123mn (-29.5% QoQ) in 3Q2025. For 9M2025 share of results from joint venture was up 0.2% to QR463mn.
- > For 3Q2025, EPS came at QR0.011 vs. QR0.013 in 3Q2024. For 9M2025 EPS came at QR0.041 vs QR0.045 in 9M2024.
- > As of 29th October 2025, the stock has decreased 15.8% YTD, Underperforming the QSE Index, which was up by 3.4% YTD.
- > The stock is currently trading at TTM P/E multiple of 23.5x, higher than its 3Y historical average of 20.8x.

3Q/9M2025 Earnings Performance

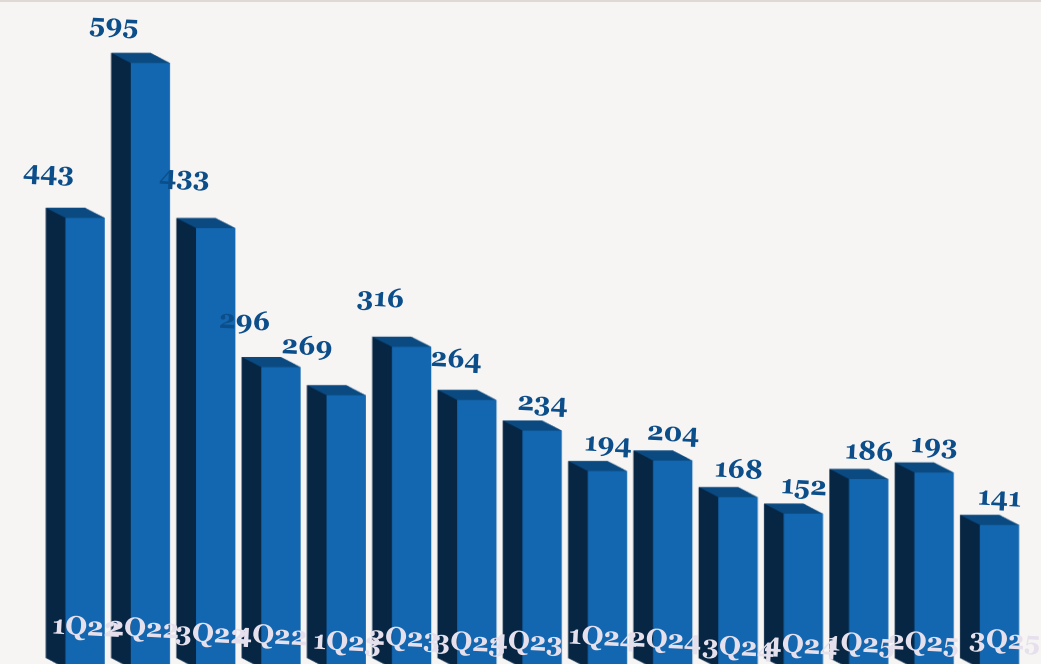
	3Q2025	3Q2024	YoY	2Q2025	QoQ	9M2025	9M2024	YoY
Share of results from joint ventures	123	138	-11.1%	174	-29.5%	463	462	0.2%
Interest Income	22	34	-35.0%	24	-6.8%	66	112	-41.4%
Net Profit to Equity	141	168	-16.2%	193	-26.8%	520	567	-8.3%
EPS	0.011	0.013	-16.2%	0.015	-26.8%	0.041	0.045	-8.3%
Investment in Joint Ventures	14,030	14,125	-0.7%	14,345	-2.2%	14,030	14,125	-0.7%

Note: Values are expressed in QR'mn unless explicitly stated

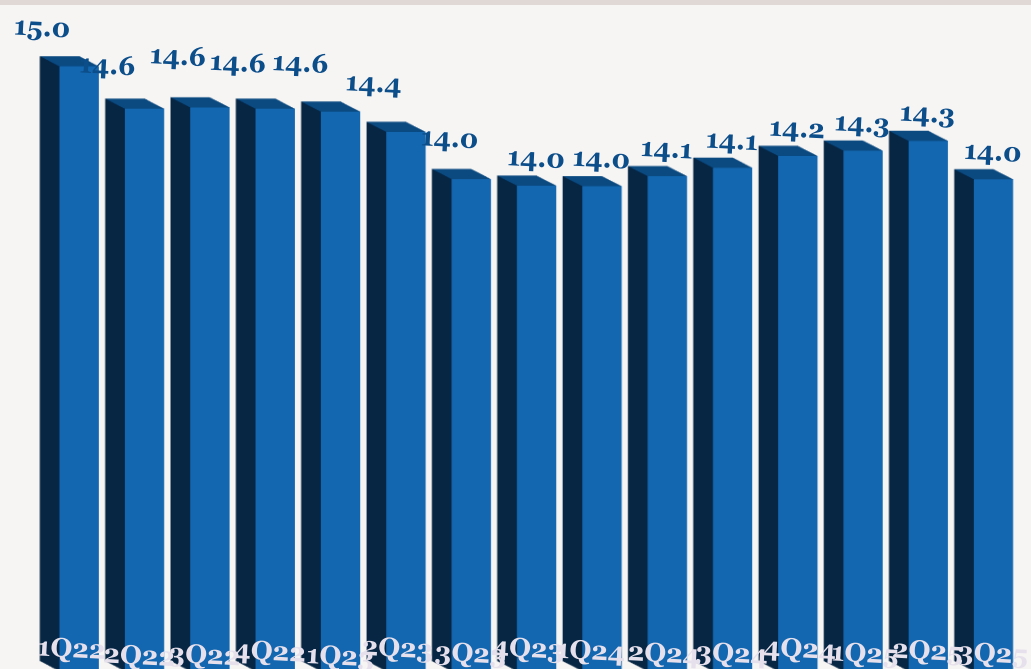
Quarterly Share of Results from Joint Ventures Trend (QRmn)



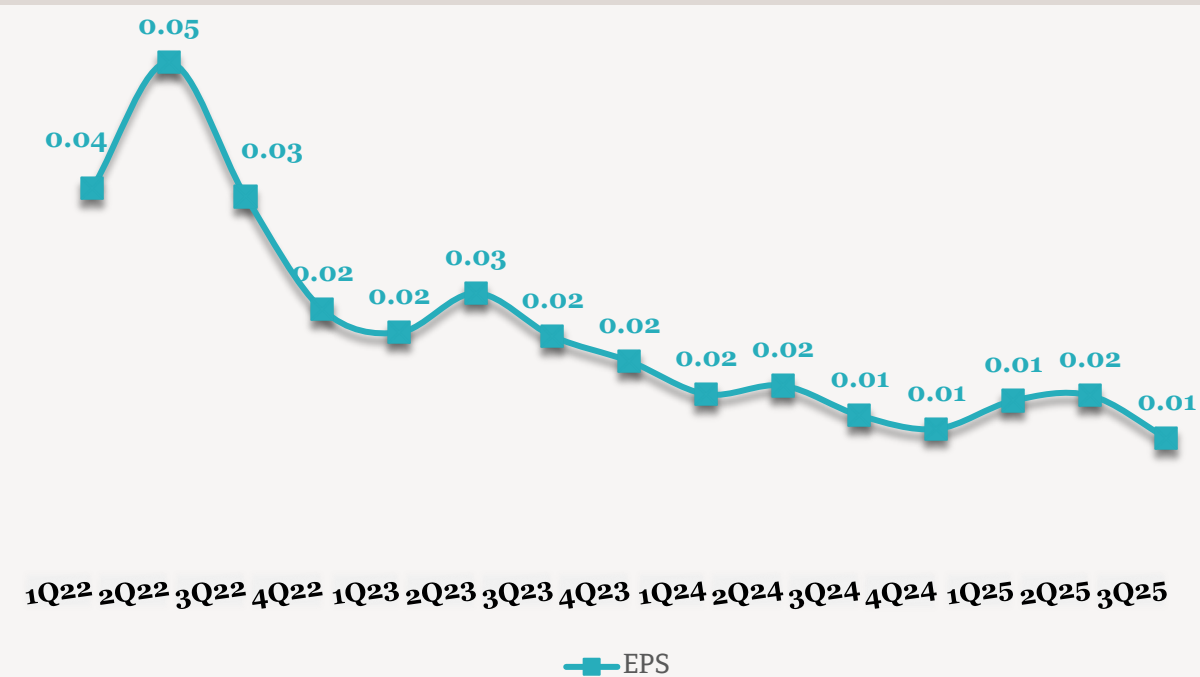
Quarterly Earnings Trend (QRmn)



Investment in Joint Ventures (QRbn)



EPS (QR) Trend



Contacts

QNB Financial Services Co. W.L.L.

Contact Center: (+974)4476 6666

info@qnbfs.com.qa

Doha, Qatar

Saugata Sarkar, CFA, CAIA

Head of Research

saugata.sarkar@qnbfs.com.qa

Shahan Keushgerian

Senior Research Analyst

shahan.keushgerian@qnbfs.com.qa

Phibion Makuwerere, CFA

Senior Research Analyst

phibion.makuwerere@qnbfs.com.qa

Dana Saif Al Sowaidi

Research Analyst

dana.alsowaidi@qnbfs.com.qa

Disclaimer and Copyright Notice: This publication has been prepared by QNB Financial Services Co. W.L.L. (“QNBFS”) a wholly-owned subsidiary of Qatar National Bank (Q.P.S.C.). QNBFS is regulated by the Qatar Financial Markets Authority and the Qatar Exchange. Qatar National Bank (Q.P.S.C.) is regulated by the Qatar Central Bank. This publication expresses the views and opinions of QNBFS at a given time only. It is not an offer, promotion or recommendation to buy or sell securities or other investments, nor is it intended to constitute legal, tax, accounting, or financial advice. QNBFS accepts no liability whatsoever for any direct or indirect losses arising from use of this report. Any investment decision should depend on the individual circumstances of the investor and be based on specifically engaged investment advice. We therefore strongly advise potential investors to seek independent professional advice before making any investment decision. Although the information in this report has been obtained from sources that QNBFS believes to be reliable, we have not independently verified such information and it may not be accurate or complete. QNBFS does not make any representations or warranties as to the accuracy and completeness of the information it may contain, and declines any liability in that respect. For reports dealing with Technical Analysis, expressed opinions and/or recommendations may be different or contrary to the opinions/recommendations of QNBFS Fundamental Research as a result of depending solely on the historical technical data (price and volume). QNBFS reserves the right to amend the views and opinions expressed in this publication at any time. It may also express viewpoints or make investment decisions that differ significantly from, or even contradict, the views and opinions included in this report. This report may not be reproduced in whole or in part without permission from QNBFS.

COPYRIGHT: No part of this document may be reproduced without the explicit written permission of QNBFS.