

Earnings Flash Note
Qatar Oman Investment Co.
3Q 2023 / 9M 2023



Qatar Oman Investment Co. (QOIS)

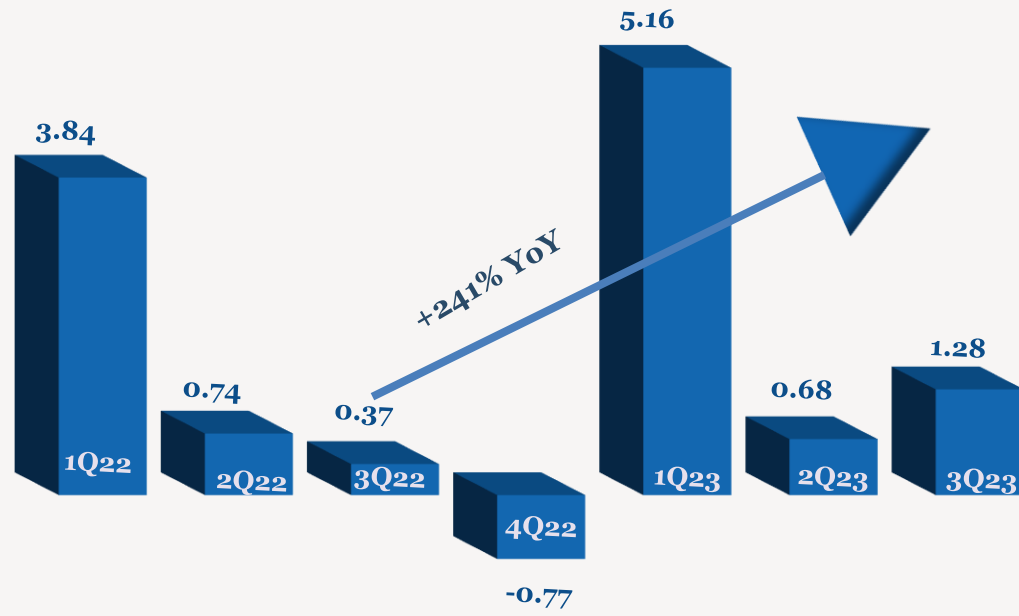
- > Net profit for 3Q2023 amounted to QR0.90mn compared to a net loss of QR0.43mn in 3Q2022 (2Q2023 net loss: QR7.04mn) primarily driven by a surge in investment and interest income. For 9M2023, net loss totaled QR1.59mn compared to net profit of QR3.13mn in 9M2022.
- > Investment and interest income jumped 241.0% YoY (+89.0% QoQ) to QR1.28mn in 3Q2023 while for 9M2023, it was up by 43.6% YoY.
- > Rental income from investment property grew by 8.3% YoY (-1.9% QoQ) to QR0.60mn in 3Q2023 while for 9M2023, it increased by 13.5% YoY.
- > Total income saw a significant increase to QR1.88mn (+101.8% YoY) in 3Q2023. However, total income declined by 75.6% YoY to QR1.60mn in 9M2023 due to share of losses from associates, totaling QR7.35mn recorded in 2Q2023.
- > For 3Q2023, EPS came at QR0.003 vs. QR-0.001 in 3Q2022 while for 9M2023, EPS was QR-0.005 vs 0.010 in 9M2022.
- > As of 26th Oct 2023, the stock has increased 59.1% YTD, outperforming the QSE Index, which was down by 12.7% YTD.
- > The stock is currently trading at a TTM P/B multiple of 1.1x.

3Q/9M 2023 Earnings Performance

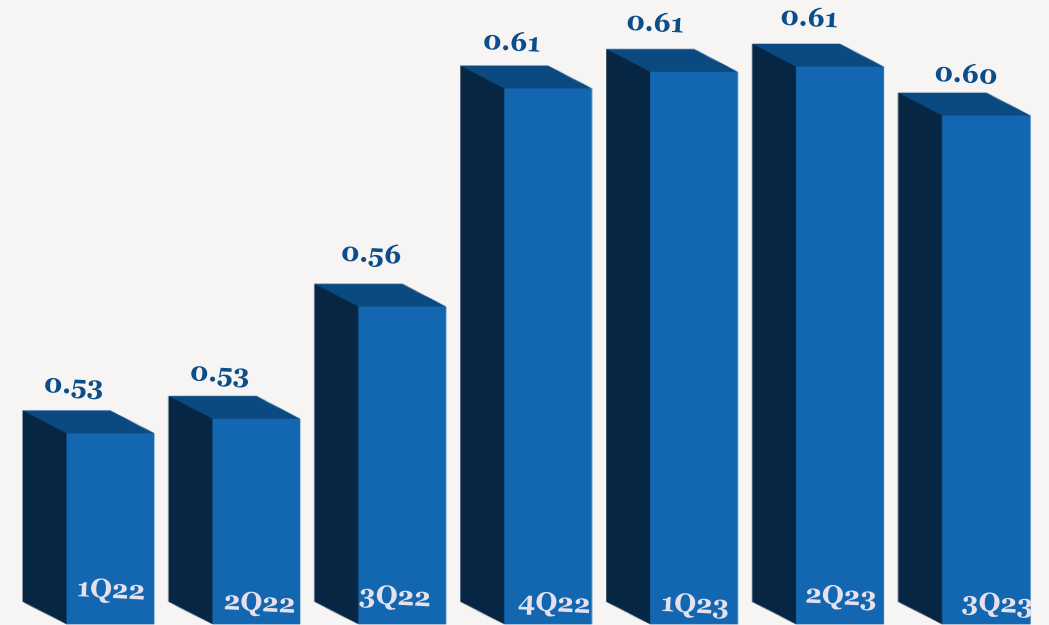
	3Q2023	3Q2022	YoY	2Q2023	QoQ	9M2023	9M2022	YoY
Investment and Interest Income	1.28	0.37	241.0%	0.68	89.0%	7.12	4.95	43.6%
Rental Income from the Investment Property	0.60	0.56	8.3%	0.61	-1.9%	1.83	1.61	13.5%
Total Income	1.88	0.93	101.8%	-6.06	NM	1.60	6.57	-75.6%
Total Expenses	1.24	1.39	-10.9%	1.08	14.0%	3.67	3.61	1.9%
Other Income	0.25	0.03	876.7%	0.10	142.4%	0.49	0.17	179.9%
Net Profit	0.90	-0.43	NM	-7.04	NM	(1.59)	3.13	NM
EPS (QR)	0.003	(0.001)	NM	(0.022)	NM	-0.005	0.010	NM

Note: Values are expressed in QR'mn unless explicitly stated

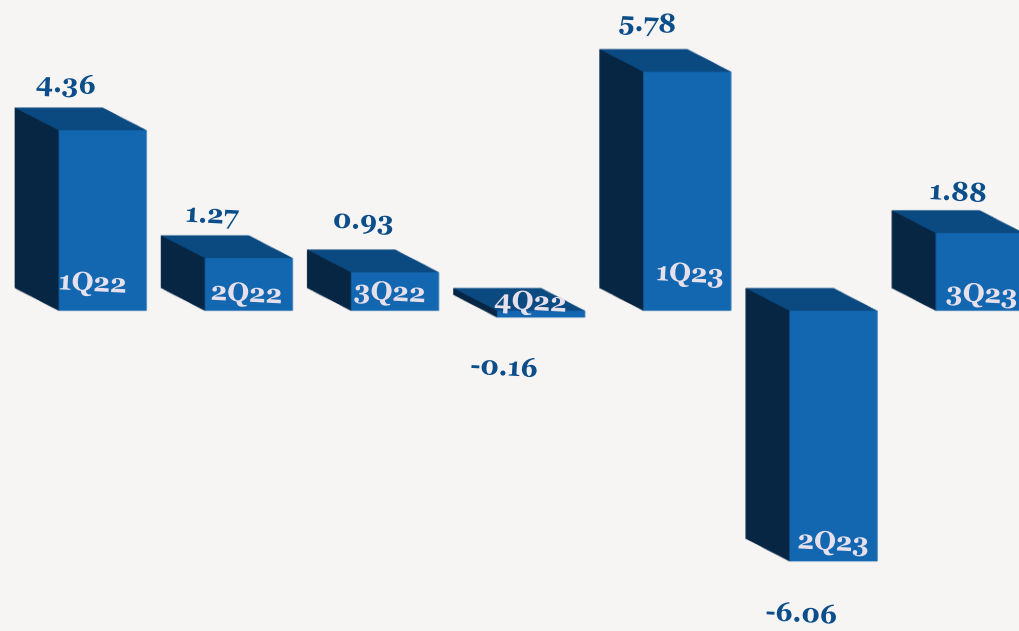
Investment and Interest Income (QRmn)



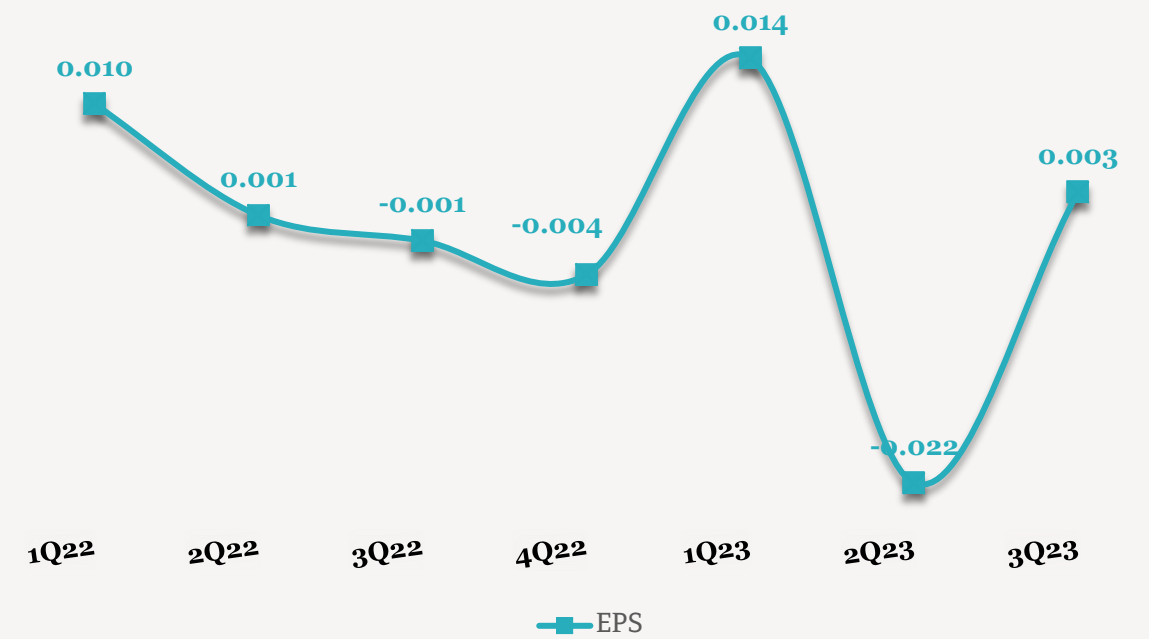
Rental Income from the Investment Property (QRmn)



Total Income (QRmn)



EPS (QR) Trend



Contacts

QNB Financial Services Co. W.L.L.

Contact Center: (+974)4476 6666

info@qnbfs.com.qa

Doha, Qatar

Saugata Sarkar, CFA, CAIA

Head of Research

saugata.sarkar@qnbfs.com.qa

Shahan Keushgerian

Senior Research Analyst

shahan.keushgerian@qnbfs.com.qa

Phibion Makuwerere, CFA

Senior Research Analyst

phibion.makuwerere@qnbfs.com.qa

Roy Thomas

Senior Research Analyst

roy.thomas@qnbfs.com.qa

Dana Saif Al Sowaidi

Research Analyst

dana.alsowaidi@qnbfs.com.qa

Disclaimer and Copyright Notice: This publication has been prepared by QNB Financial Services Co. W.L.L. ("QNBFS") a wholly-owned subsidiary of Qatar National Bank (Q.P.S.C.). QNBFS is regulated by the Qatar Financial Markets Authority and the Qatar Exchange. Qatar National Bank (Q.P.S.C.) is regulated by the Qatar Central Bank. This publication expresses the views and opinions of QNBFS at a given time only. It is not an offer, promotion or recommendation to buy or sell securities or other investments, nor is it intended to constitute legal, tax, accounting, or financial advice. QNBFS accepts no liability whatsoever for any direct or indirect losses arising from use of this report. Any investment decision should depend on the individual circumstances of the investor and be based on specifically engaged investment advice. We therefore strongly advise potential investors to seek independent professional advice before making any investment decision. Although the information in this report has been obtained from sources that QNBFS believes to be reliable, we have not independently verified such information and it may not be accurate or complete. QNBFS does not make any representations or warranties as to the accuracy and completeness of the information it may contain, and declines any liability in that respect. For reports dealing with Technical Analysis, expressed opinions and/or recommendations may be different or contrary to the opinions/recommendations of QNBFS Fundamental Research as a result of depending solely on the historical technical data (price and volume). QNBFS reserves the right to amend the views and opinions expressed in this publication at any time. It may also express viewpoints or make investment decisions that differ significantly from, or even contradict, the views and opinions included in this report. This report may not be reproduced in whole or in part without permission from QNBFS.

COPYRIGHT: No part of this document may be reproduced without the explicit written permission of QNBFS.