

Market Review and Outlook

The Qatar Stock Exchange (QSE) Index increased by 149.84 points or 1.4% during the week to close at 10,621.81. Market capitalization moved up by 1.3% to QR611.3 billion (bn) compared with QR603.6bn at the end of the previous trading week. Of the 49 traded companies, 31 ended the week higher, 16 ended lower, with two unchanged. Ezdan Holding Group (ERES) was the best performing stock for the week, going up 10.7%. Meanwhile, Mannai Corporation (MCCS) was the worst performing stock for the week, falling 30.0%.

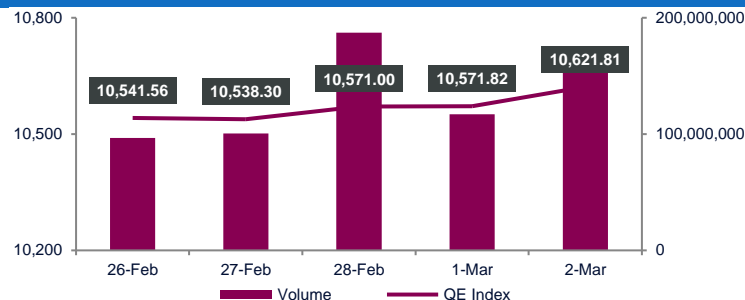
Industries Qatar (IQCD), Qatar International Islamic Bank (QIIK) and Qatar Islamic Bank (QIBK) were the primary contributors to the weekly index gain. IQCD and QIIK added 29.40 and 25.22 points to the index, respectively. Further, QIBK added another 21.28 points.

Traded value during the week went up 10.4% to QR2,252.4mn from QR2,040.2mn in the prior trading week. QNB Group (QNBK) was the top value traded stock during the week with total traded value of QR314.2mn.

Traded volume gained 2.7% to 654.9mn shares compared to 637.5mn shares in the prior trading week. The number of transactions edged up 0.2% to 67,292 vs 67,175 in the prior week. Masraf Al Rayan (MARK) was the top volume traded stock during the week with total traded volume of 88.5mn shares.

Foreign institutions remained bullish, ending the week with net buying of QR66.9mn vs. net buying of QR110.4mn in the prior week. Qatari institutions remained bearish with net selling of QR61.8mn vs. net selling of QR86.7mn in the week before. Foreign retail investors ended the week with net selling of QR12.4mn vs. net buying of QR0.5mn in the prior week. Qatari retail investors recorded net buying of QR7.4mn vs. net selling of QR24.2mn the week before. YTD (as of Today's closing), global foreign institutions were net buyers of \$72.7mn.

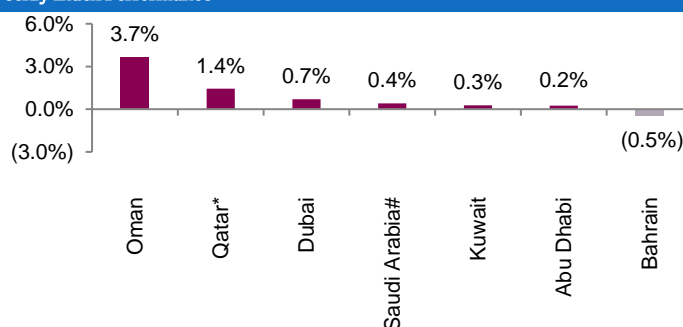
QSE Index and Volume



| Market Indicators | Week ended Mar 02, 2023 | Week ended Feb 23, 2023 | Chg. % |
|---------------------------|-------------------------|-------------------------|--------|
| Value Traded (QR mn) | 2,252.4 | 2,040.2 | 10.4 |
| Exch. Market Cap. (QR mn) | 611,255.8 | 603,630.5 | 1.3 |
| Volume (mn) | 654.9 | 637.5 | 2.7 |
| Number of Transactions | 67,292 | 67,175 | 0.2 |
| Companies Traded | 49 | 50 | (2.0) |
| Market Breadth | 31:16 | 18:30 | - |

| Market Indices | Close | WTD% | MTD% | YTD% |
|------------------------------|-----------|-------|-------|-------|
| Total Return | 22,043.72 | 1.4 | 0.5 | 0.8 |
| ALL Share Index | 3,430.48 | 3.0 | 0.1 | 0.4 |
| Banks and Financial Services | 4,343.91 | 4.7 | (1.1) | (1.0) |
| Industrials | 4,053.67 | 1.6 | 1.6 | 7.2 |
| Transportation | 4,094.60 | (0.9) | (0.0) | (5.6) |
| Real Estate | 1,465.78 | 3.4 | 2.8 | (6.0) |
| Insurance | 1,989.35 | 2.6 | 0.9 | (9.0) |
| Telecoms | 1,377.63 | 1.2 | 2.8 | 4.5 |
| Consumer Goods & Services | 7,582.89 | 0.6 | 1.2 | (4.2) |
| Al Rayan Islamic Index | 4,581.32 | 1.8 | 1.6 | (0.2) |

Weekly Index Performance



| Regional Indices | Close | WTD% | MTD% | YTD% | Weekly Exchange Traded Value (\$ mn) | Exchange Mkt. Cap. (\$ mn) | TTM P/E** | P/B** | Dividend Yield |
|------------------|-----------|-------|-------|-------|--------------------------------------|----------------------------|-----------|-------|----------------|
| Qatar* | 10,621.81 | 1.4 | 0.5 | (0.6) | 616.94 | 167,239.6 | 12.0 | 1.4 | 4.4 |
| Dubai | 3,435.89 | 0.7 | (0.1) | 3.0 | 733.24 | 162,377.6 | 9.2 | 1.2 | 3.1 |
| Abu Dhabi | 9,868.13 | 0.2 | 0.2 | (3.4) | 1,544.63 | 661,487.1 | 23.0 | 3.3 | 2.1 |
| Saudi Arabia# | 10,192.26 | 0.4 | 0.9 | (2.7) | 5,895.87 | 2,582,907.8 | 16.3 | 2.1 | 2.9 |
| Kuwait | 7,286.83 | 0.3 | 0.6 | (0.1) | 396.53 | 151,789.8 | 18.0 | 1.7 | 3.4 |
| Oman | 4,820.99 | 3.7 | 1.4 | (0.8) | 38.94 | 22,354.9 | 12.8 | 0.8 | 3.5 |
| Bahrain | 1,929.80 | (0.5) | (0.1) | 1.8 | 57.14 | 68,044.6 | 6.2 | 0.6 | 5.5 |

Source: Bloomberg, country exchanges and Zawya (** Trailing Twelve Months; * Value traded (\$ mn) do not include special trades, if any; # Data as of March 01, 2023)

- Qatar's 2022 budget records surplus of QR89bn** - Data from the Ministry of Finance showed today that the State of Qatar's budget for the fiscal year of 2022 saw a surplus of QR89bn, a 5462.5% increase compared to the surplus of 2021, which was less than QR1.6bn. The ministry said that the surplus for Q4 of 2022 (October to December) was QR11.6bn, compared to a deficit of QR3.3bn in the same quarter of 2021. Total revenues for the quarter came in at QR65.1bn, compared to QR51.5bn in the same period of last year. Oil and gas revenues were QR59.3bn, compared QR44.7bn in the corresponding period of 2021. Total expenditures for the quarter came at QR53.5bn, compared to QR54.8bn in Q4 of 2021. Wages were QR15.4bn, compared to QR 15bn in the same period of last year. Current expenditures were QR19.3bn for the quarter, compared to QR16.1bn in the same quarter of the previous year. Minor capital expenditure were QR1.4bn, compared to QR1.1bn in Q4 of 2021. Expenditures tied to major projects were QR17.4bn in 2022, compared to QR22.6bn in the same period of 2021. Estimates when the 2022 budget was first approved were of a deficit of QR8.3bn. HE Minister of Finance Ali bin Ahmed Al Kuwari said at the time that they were a result of the expenses related to hosting the World Cup, including security and all events accompanying the FIFA World Cup Qatar 2022. 2022's large surplus brings to mind similar high levels achieved in 2012 (QR77bn), 2013 (QR106.3bn), and 2014 (QR 108.6bn), mainly due to the control over expenditures and the rise in revenues as oil prices recovered. (Peninsula Qatar)
- MSCI Quarterly Index review effective February 28** – MSCI Quarterly index review results announced on February 9 will be effective as of close February 28. As mentioned earlier there are no additions or deletions in Qatar. However, expect a very busy session/auction on February 28 on the back of MSCI related flows and usual month end flows. There are ~\$6mn of outflows expected across MSCI names, with QNBK and QIBK making up most of those outflows. BRES will most likely be under the spotlight, since its FIF was lifted to 0.55 following FOL hike back in December, with its weight now around 0.02% and the market is expecting ~\$15mn of inflows. (QNBFS Research)
- MCCS reports net loss of QR309.5mn in 4Q2022** - Mannai Corporation (MCCS) reported net loss of QR309.5mn in 4Q2022 as compared to net profit of QR86.2mn in 4Q2021 and net profit of QR421.7mn in 3Q2022. The company's revenue came in at QR1,450.1mn in 4Q2022, which represents an increase of 11.1% YoY (+21.0% QoQ). Loss per share amounted to QR0.68 in 4Q2022 as compared to earnings per share of QR0.92 in 3Q2022 and QR0.19 in 4Q2021. The Board of Directors proposed a cash dividend payment of QR0.10 per share, being 10% of the nominal share value. (QSE)
- QGRI reports net loss of QR575.4mn in 4Q2022** - Qatar General Insurance & Reinsurance Company (QGRI) reported net loss of QR575.4mn in 4Q2022 as compared to net profit of QR19.2mn in 4Q2021 and net loss of QR3.0mn in 3Q2022. The company's net earned premiums came in at QR61.2mn in 4Q2022, which represents an increase of 1.4% YoY (+4.6% QoQ). Loss per share amounted to QR0.658 in 4Q2022 as compared to loss per share of QR0.003 in 3Q2022 and EPS of QR0.022 in 4Q2021. The company did not propose any dividend payment. (QSE)
- WDAM reports net loss of QR39.79mn in 4Q2022** - Widam Food Company (WDAM) reported a net loss of QR39.79mn in 4Q2022 as compared to a net loss of QR41.73mn in 4Q2021 and QR9.93mn in 3Q2022. Loss per share amounted to QR0.22 in 4Q2022 as compared to QR0.06 in 3Q2022 and QR0.23 in 4Q2021. The company's board recommended not to distribute cash profits. (QSE)
- Amendment on FTSE Russell Global Equity Index Series: March 2023 Semi-Annual Review** - FTSE Russell announced on 22 February 2023 an amendment to the Semi-annual Index review published on 17 February 2023 (published on QSE website on 19 Feb. 2023) saying that IGRD won't be added to FTSE Global Equity Index Series Small Cap Index but only deleted from FTSE Global Equity Index Series Micro Cap Index. (QSE)
- Estithmar Holding signs an MOU with Egyptian Ministry of Health and Population** - Estithmar Holding signed an MOU with the Egyptian Ministry of Health and Population through its subsidiary Elegancia Healthcare that aims to study new investments in the healthcare sector in Egypt. (QSE)
- Estithmar Holding announces the establishment of new companies "Ventures Royal Resorts W.L.L." & "Royal Resorts W.L.L."** - Estithmar Holding announces the establishment of "Ventures Royal Resorts W.L.L." company, owned by Estithmar Ventures Real Estate Development W.L.L., a subsidiary of Estithmar Holding Q.P.S.C. Estithmar also announces the establishment of "Royal Resorts W.L.L." company, owned by "Ventures Royal Resorts W.L.L." mentioned above. (QSE)
- Estithmar Holding announces the establishment of two companies in the Kingdom of Saudi Arabia** - Estithmar Holding announces the establishment of Elegancia Arabia Trading Company owned by Elegancia Group W.L.L. (subsidiary), and Elegancia Arabia Limited, owned by Elegancia Facilities Management W.L.L. Company (subsidiary) in the Kingdom of Saudi Arabia. The two companies will focus on the Services, Contracting and Engineering Industries sectors and were established as part of Estithmar Holding's International expansion strategy. (QSE)
- Qatar makes 'significant' and 'remarkable' progress in North Field Expansion project** - Qatar has made "significant" and "remarkable" progress in the North Field Expansion (NFE) project, which seeks to enhance the country's liquefied natural gas (LNG) production capacity from 77mn tonnes per annum (mtpa) to 126Mtpa by 2027. In this regard, a high-level delegation, led by HE Saad bin Sherida al-Kaabi, the Minister of State for Energy Affairs, the president and chief executive officer of QatarEnergy and chairman of Qatargas, took stock of the progress of the NFE project, which includes six new LNG trains with a capacity of 8 mtpa each, and associated utility and offsite facilities. "I am delighted to see the remarkable progress made in implementing this strategic mega-project despite challenges posed by a global pandemic and geopolitical tensions," said al-Kaabi, accompanied by senior QatarEnergy and Qatargas executives, after touring several sites at Ras Laffan Industrial City related to the NFE to witness the project's progress. During the tour, al-Kaabi and the accompanying delegation were briefed on the "significant" progress made on the project and had a closer look at the challenges in undertaking a world-class project of this magnitude, and also met with the stakeholders, EPC (engineering, procurement and construction) contractors, and project teams and thanked them for their efforts in executing the project. "We are all proud that Qatari nationals are actively contributing to the implementation of the NFE Project. These are the fruits of our continuing efforts to develop Qatari talent, which is essential to maintain Qatar's position as the

top player in the development and delivery of LNG to the world. By investing in the development of Qataris, the country can ensure that the best and brightest minds are helping to drive its success," the minister said. The construction contracts for four of the eight LNG trains have already been awarded to EPC contractors and contracts for the two remaining trains will be awarded soon. All major EPC contracts have been awarded for NFE onshore and offshore facilities, and construction is well under way on all fronts. The expansion would add more than 48 mtpa to the world's LNG supplies. First production from the first North Field East train is scheduled for end-2025. This unique project is characterized by the highest health, safety, and environmental standards, including carbon capture and sequestration, to reduce the project's overall carbon footprint to the lowest levels possible. The NFE project comprises the North Field East (NFE) and the North Field South (NFS) expansion projects and is the industry's largest ever LNG project. The NFE project is a "strategic" step in cementing Qatar's position as the leading LNG producer and it will play a major role in meeting the increasing global demand for LNG. It is also in line with Qatar's long-term vision to develop the country's natural resources. (Gulf Times)

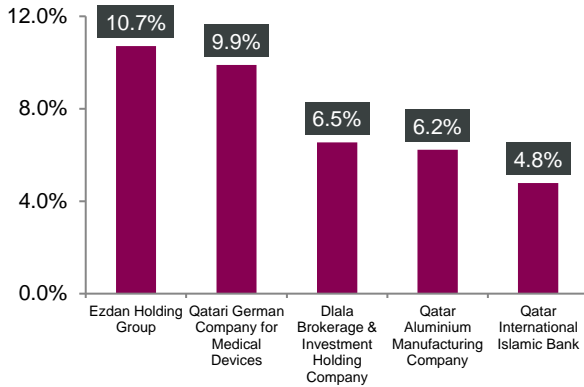
- **Hamad Port crosses 8mn container throughput mark since becoming operational** - Hamad Port has crossed the 8mn container throughput milestone since the start of operations in December 2016, indicating the growing importance of Qatar in the regional and international maritime space. "This significant achievement reinforces the confidence the shipping lines have in Hamad Port's facilities and QTerminals' safe services, competency and performance," the terminal operating company said in a tweet. The achievement of the 8mn TEUs (twenty-foot equivalent units) mark will further encourage shipping lines to add Hamad Port in the rotation of their mainline services calling the Middle East region and use it as one of the regional transshipment hubs, according to QTerminals. In 2022, Mwan Qatar continued its efforts to transform the country into a vibrant regional trade hub by strengthening the role of Hamad Port as a pivotal gateway for transshipment in the region. Hamad Port's strategic geographical location offers opportunities to create cargo movement towards the upper Gulf, supporting countries such as Kuwait and Iraq and south towards Oman. Its total shipping lines network has reached 28, offering direct and indirect services to over 100 destinations around world. The new services provide additional opportunities for direct trade between Qatar and the world, cementing the port's role towards achieving the goals aimed at transforming Qatar into a vibrant regional trade hub, Mwan Qatar had said, adding it would also provide regular service, faster and cost-effective transit. QTerminals, which bagged the "Best Container Terminal Operator" and "Best Port Infrastructure Development Company" for the year 2022 by International Finance Magazine, in December saw the commencement of the weekly India to East MED (Mediterranean) service. The year also saw the commencement of the Gulf-Pakistan Express (GPX) service, Gulf-India Express 2 (GIX2), a fortnightly service connecting Hamad Port with Singapore. A report from KPMG had earlier said container penetration in the Gulf Co-operation Council or GCC countries is more than six times that of the world average and significantly higher than that of major developed nations in the west. (Gulf Times)
- **'Qatar in perfect position to meet its goal of welcoming 6mn visitors a year by 2030'** - By continuing to host internationally renowned events, investing in hospitality offerings and expanding into more specialized areas of tourism, Qatar is in a perfect position to meet its goal of welcoming 6mn visitors a year by 2030. Qatar Tourism (QT) highlighted this in a statement it issued on the occasion of Doha being officially recognized as the Arab Tourism Capital for 2023 by

the Arab Tourism Organization (ATO) at a commemoration ceremony. Held under the patronage of HE the Prime Minister and Minister of Interior Sheikh Khalid bin Khalifa bin Abdulaziz al-Thani at the Cultural Village - Katara, the event took place on Arab Tourism Day (February 25), and was attended by tourism ministers, ambassadors and prominent leaders from the nations that are represented by the ATO, as well as Visit Qatar's brand ambassadors Nasser al-Attayah and Mutaz Barshim. In addition to an official key handover ceremony that saw Doha being recognized as the title Arab Tourism Capital for 2023, the event also featured spectacular performances of compositions by Dana Alfardan, as well as an Arda and fireworks show. Commenting on the occasion, Qatar Tourism Chairman and Qatar Airways Group Chief Executive HE Akbar al-Baker said: "It is an honor to see Doha being named as the Arab Tourism Capital 2023 by the Arab Tourism Organization. One of the industry's most prestigious accolades, the Arab Tourism Capital award is a testament of our exceptional achievements in leisure and hospitality. "I am proud of our city's tireless efforts that have culminated in this honorable recognition and look forward to further cementing Doha's position as one of the world's most sought-after leisure destinations." The Arab Tourism Organization declared Doha as the Arab Tourism Capital for 2023 in its 25th session at the Arab League General Secretariat Headquarters in Cairo, Egypt. The session was chaired by Jordanian Minister of Tourism and Antiquities, Nayef Fayez, amongst other prominent Arab leaders. Cities were evaluated based on a selection of criteria including tourism management, infrastructure and resources, safety and security, diversity of tourism activations, and preservation and protection of the environment. (Gulf Times)

- **Sheikh Khalifa: Industrial investments total QR293bn in 2022** - Chairman of Qatar Chamber Sheikh Khalifa bin Jassim al-Thani inaugurated on Wednesday the Engineering Factory for Carpets in its new headquarters in the New Industrial Area. The ceremony was attended by the investor in the factory, Ghanem al-Khayarin; Charge d'Affaires of the Syrian Embassy in Qatar, Dr Bilal Turkiyeh and the factory's general manager, Raed Saqr, in addition to a number of businessmen. Following the inauguration, Sheikh Khalifa had a tour of the factory, during which he was briefed on the factory's various sections, production operations and products it offers to the local market, especially the handmade carpets. In a statement, Sheikh Khalifa stressed the importance of the small and medium-sized enterprises (SMEs) sector in the economies of developed countries, noting that Qatar Chamber strongly supports this sector and encourages Qatari investors to invest in all industries that meet the requirements of the local market. He also affirmed the Chamber's interest to enhance the national industry and help investors in this sector to promote their products not only in the local market but also in other countries by enabling them to showcase their products in the exhibitions it holds such as "Made in Qatar", which aims to promote local industry and support the private sector's exports. Sheikh Khalifa noted that the SMEs sector grew by 2.6%, as the number of operating factories in the State increased from 814 in 2021 to 835 last year, in addition to the presence of 430 new industrial licensed facilities, indicating that the volume of industrial investments amounts to QR293bn. Saqr said the factory was established four years ago, but it has been expanded and moved to the New Industrial Area, pointing out that the factory uses the finest types of New Zealand wool, with a high-precision manual production line, as the production of one carpet takes more than 400 hours. (Gulf Times)

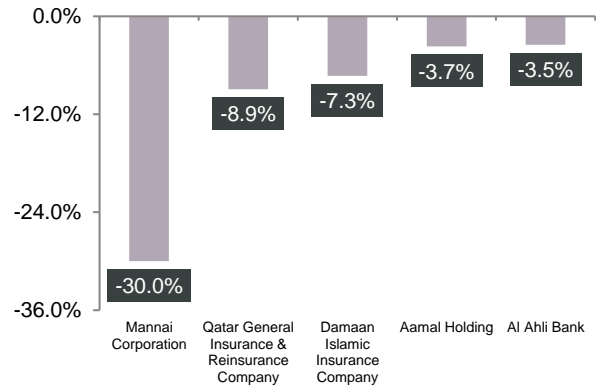
Qatar Stock Exchange

Top Gainers



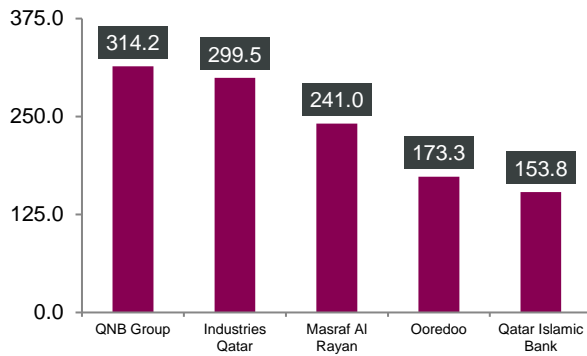
Source: Qatar Stock Exchange (QSE)

Top Decliners



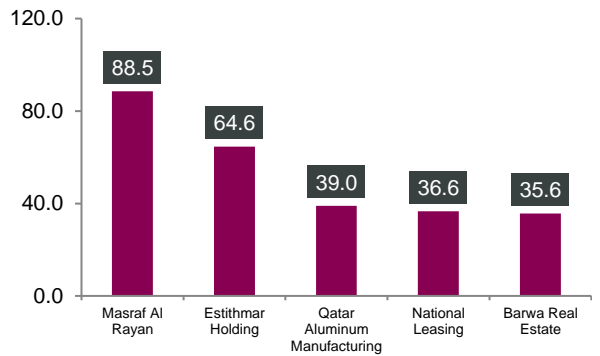
Source: Qatar Stock Exchange (QSE)

Most Active Shares by Value (QR Million)



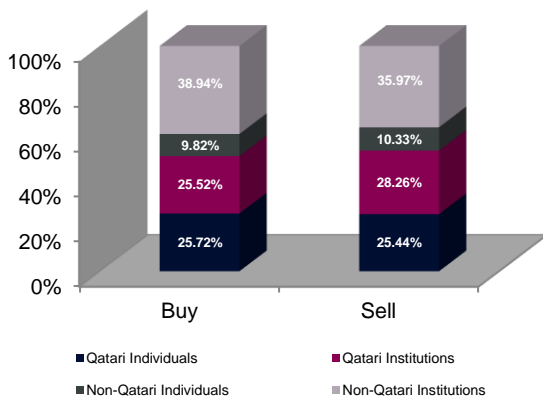
Source: Qatar Stock Exchange (QSE)

Most Active Shares by Volume (Million)



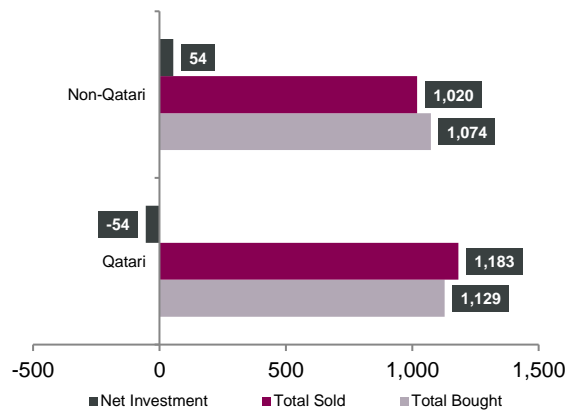
Source: Qatar Stock Exchange (QSE)

Investor Trading Percentage to Total Value Traded



Source: Qatar Stock Exchange (QSE)

Net Traded Value by Nationality (QR Million)



Source: Qatar Stock Exchange (QSE)

TECHNICAL ANALYSIS OF THE QSE INDEX



Source: Bloomberg

The QE index closed up by 1.3% from the week before; it closed at 10,621.81 level. The trend remains down and the Index and testing the lower side of the corrective channel, it should be noted that the current levels is around the 61.8% of the Fibonacci retracements. Our thesis has not changed; the next support level is around the 10,200 then 10,000 psychological support, while the first major weekly resistance facing the Index is around the 11,500 level.

DEFINITIONS OF KEY TERMS USED IN TECHNICAL ANALYSIS

RSI (Relative Strength Index) indicator – RSI is a momentum oscillator that measures the speed and change of price movements. The RSI oscillates between 0 to 100. The index is deemed to be overbought once the RSI approaches the 70 level, indicating that a correction is likely. On the other hand, if the RSI approaches 30, it is an indication that the index may be getting oversold and therefore likely to bounce back.

MACD (Moving Average Convergence Divergence) indicator – The indicator consists of the MACD line and a signal line. The divergence or the convergence of the MACD line with the signal line indicates the strength in the momentum during the uptrend or downtrend, as the case may be. When the MACD crosses the signal line from below and trades above it, it gives a positive indication. The reverse is the situation for a bearish trend.

Candlestick chart – A candlestick chart is a price chart that displays the high, low, open, and close for a security. The 'body' of the chart is portion between the open and close price, while the high and low intraday movements form the 'shadow'. The candlestick may represent any time frame. We use a one-day candlestick chart (every candlestick represents one trading day) in our analysis.

Doji candlestick pattern – A Doji candlestick is formed when a security's open and close are practically equal. The pattern indicates indecisiveness, and based on preceding price actions and future confirmation, may indicate a bullish or bearish trend reversal.

Shooting Star/Inverted Hammer candlestick patterns – These candlestick patterns have a small real body (open price and close price are near to each other), and a long upper shadow (large intraday movement on the upside). The Shooting Star is a bearish reversal pattern that forms after a rally. The Inverted Hammer looks exactly like a Shooting Star, but forms after a downtrend. Inverted Hammers represent a potential bullish trend reversal.

| Company Name | Price March 02 | % Change Weekly | % Change YTD | Market Cap. QR Million | TTM P/E | P/B | Div. Yield |
|---------------------------------------|----------------|-----------------|--------------|------------------------|---------|-----|------------|
| Qatar National Bank | 16.21 | 0.62 | (9.94) | 149,723 | 10.9 | 1.8 | 3.7 |
| Qatar Islamic Bank | 18.60 | 1.47 | 0.22 | 43,951 | 11.5 | 1.9 | 3.4 |
| Commercial Bank of Qatar | 6.20 | 1.47 | 24.00 | 25,093 | 9.5 | 1.3 | 2.6 |
| Doha Bank | 1.70 | 4.75 | (13.06) | 5,265 | 9.2 | 0.5 | 4.4 |
| Al Ahli Bank | 3.90 | (3.47) | (2.74) | 9,949 | 13.7 | 1.4 | 5.1 |
| Qatar International Islamic Bank | 10.74 | 4.78 | 3.27 | 16,257 | 17.0 | 2.3 | 3.5 |
| Masraf Al Rayan | 2.73 | (0.33) | (13.91) | 25,389 | 19.6 | 1.1 | 6.2 |
| Qatar First Bank | 0.88 | (0.34) | (23.49) | 981 | 11.1 | 0.9 | N/A |
| National Leasing | 0.68 | 2.26 | (3.41) | 336 | 17.4 | 0.5 | 4.4 |
| Diala Holding | 0.81 | 6.54 | (28.72) | 155 | N/A | 0.7 | N/A |
| Qatar & Oman Investment | 0.55 | (0.54) | 0.18 | 174 | 106.8 | 0.7 | 1.8 |
| Islamic Holding Group | 3.07 | 0.39 | (25.26) | 174 | 17.2 | 1.1 | 1.6 |
| Dukhan Bank | 2.97 | 2.45 | N/A | 15,545 | N/A | N/A | N/A |
| Banking and Financial Services | | | | 292,991 | | | |
| Zad Holding | 14.42 | 0.14 | (1.23) | 3,947 | 20.8 | 2.7 | 4.3 |
| Qatar German Co. for Medical Devices | 1.04 | 9.89 | (16.95) | 121 | 97.1 | 3.5 | N/A |
| Salam International Investment | 0.52 | 2.76 | (15.15) | 596 | 10.7 | 0.4 | N/A |
| Baladna | 1.36 | 4.04 | (10.91) | 2,593 | 29.8 | 1.2 | 3.9 |
| Medicare Group | 5.90 | (0.51) | (4.96) | 1,661 | 21.1 | 1.6 | 30.5 |
| Qatar Cinema & Film Distribution | 3.40 | 0.00 | 9.15 | 214 | 85.3 | 1.6 | 1.8 |
| Qatar Fuel | 16.53 | 1.35 | (7.91) | 16,435 | 15.4 | 1.8 | 5.4 |
| Qatar Meat and Livestock | 1.40 | 0.00 | (31.15) | 252 | N/A | 1.0 | N/A |
| Mannai Corp. | 5.74 | (29.98) | (24.35) | 2,619 | N/A | 2.7 | 109.8 |
| Al Meera Consumer Goods | 16.00 | 2.30 | 1.39 | 3,200 | 16.8 | 2.1 | 5.6 |
| Consumer Goods and Services | | | | 31,636 | | | |
| Qatar Industrial Manufacturing | 3.02 | (1.31) | (5.83) | 1,437 | 9.5 | 0.8 | 4.0 |
| Qatar National Cement | 4.35 | (1.27) | (10.12) | 2,843 | 12.5 | 0.9 | 6.9 |
| Industries Qatar | 14.10 | 1.88 | 10.07 | 85,305 | 9.7 | 2.0 | 7.1 |
| Qatari Investors Group | 2.00 | 1.53 | 18.39 | 2,482 | 12.6 | 0.8 | 5.0 |
| Qatar Electricity and Water | 17.75 | (0.56) | 0.28 | 19,525 | 11.5 | 1.3 | 4.5 |
| Aamal | 0.95 | (3.74) | (2.36) | 5,998 | 17.1 | 0.8 | 5.3 |
| Gulf International Services | 1.88 | 4.61 | 29.13 | 3,501 | 12.1 | 1.0 | N/A |
| Mesaieed Petrochemical Holding | 2.13 | 1.09 | 0.14 | 26,760 | 15.2 | 1.5 | 5.2 |
| Investment Holding Group | 1.92 | 4.74 | 6.89 | 6,549 | 17.8 | 1.5 | N/A |
| Qatar Aluminum Manufacturing | 1.76 | 6.22 | 15.72 | 9,815 | 10.7 | 1.4 | 4.5 |
| Mekdam Holding Group | 7.40 | 0.01 | (2.93) | 503 | 16.3 | 5.5 | 3.4 |
| Industrials | | | | 164,717 | | | |
| Qatar Insurance | 1.73 | 4.66 | (10.04) | 5,650 | N/A | 0.9 | 5.8 |
| QLM Life & Medical Insurance | 3.64 | 0.61 | (24.21) | 1,273 | 15.4 | 2.3 | 6.0 |
| Doha Insurance | 2.10 | (1.27) | 6.11 | 1,050 | 11.8 | 0.9 | 5.7 |
| Qatar General Insurance & Reinsurance | 0.99 | (8.92) | (32.56) | 866 | N/A | 0.2 | N/A |
| Al Khaleej Takaful Insurance | 2.02 | (3.16) | (12.08) | 516 | 10.2 | 0.9 | 3.7 |
| Qatar Islamic Insurance | 8.60 | 0.00 | (1.15) | 1,290 | 12.9 | 2.8 | 4.7 |
| Damaan Islamic Insurance Company | 3.71 | (7.38) | N/A | 741 | N/A | N/A | N/A |
| Insurance | | | | 11,387 | | | |
| United Development | 1.17 | 3.63 | (9.85) | 4,150 | 10.7 | 0.4 | 4.7 |
| Barwa Real Estate | 2.82 | 1.69 | (1.81) | 10,977 | 9.6 | 0.5 | 6.2 |
| Ezdan Real Estate | 0.94 | 10.71 | (5.99) | 24,960 | 167.6 | 0.7 | N/A |
| Mazaya Qatar Real Estate Development | 0.57 | 1.97 | (18.39) | 658 | 16.0 | 0.6 | N/A |
| Real Estate | | | | 40,745 | | | |
| Ooredoo | 9.50 | 1.06 | 3.26 | 30,430 | 12.9 | 1.3 | 3.2 |
| Vodafone Qatar | 1.61 | 1.51 | 1.83 | 6,822 | 13.6 | 1.4 | 6.2 |
| Telecoms | | | | 37,253 | | | |
| Qatar Navigation (Milaha) | 8.92 | (0.91) | (12.14) | 10,132 | 10.0 | 0.6 | 3.4 |
| Gulf Warehousing | 3.60 | 0.14 | (10.99) | 211 | 8.8 | 0.9 | 2.8 |
| Qatar Gas Transport (Nakilat) | 3.66 | (1.05) | (0.03) | 20,283 | 14.0 | 1.8 | 3.3 |
| Transportation | | | | 30,626 | | | |
| Qatar Exchange | | | | 611,256 | | | |

Source: Bloomberg

Contacts

QNB Financial Services Co. W.L.L. Contact
Center: (+974) 4476 6666 info@qnbfs.com.qa
Doha, Qatar

Saugata Sarkar, CFA, CAIA
Head of Research
saugata.sarkar@qnbfs.com.qa

Shahan Keushgerian
Senior Research Analyst
shahan.keushgerian@qnbfs.com.qa

Phibion Makuwerere, CFA
Senior Research Analyst
phibion.makuwerere@qnbfs.com.qa

Roy Thomas
Senior Research Analyst
roy.thomas@qnbfs.com.qa

Dana Saif Al Sowaidi
Research Analyst
dana.alsowaidi@qnbfs.com.qa

Disclaimer and Copyright Notice: This publication has been prepared by QNB Financial Services Co. W.L.L. ("QNBFS") a wholly-owned subsidiary of Qatar National Bank (Q.P.S.C.). QNB FS is regulated by the Qatar Financial Markets Authority and the Qatar Exchange. Qatar National Bank (Q.P.S.C.) is regulated by the Qatar Central Bank. This publication expresses the views and opinions of QNBFS at a given time only. It is not an offer, promotion or recommendation to buy or sell securities or other investments, nor is it intended to constitute legal, tax, accounting, or financial advice. QNBFS accepts no liability whatsoever for any direct or indirect losses arising from use of this report. Any investment decision should depend on the individual circumstances of the investor and be based on specifically engaged investment advice. We therefore strongly advise potential investors to seek independent professional advice before making any investment decision. Although the information in this report has been obtained from sources that QNBFS believes to be reliable, we have not independently verified such information and it may not be accurate or complete. QNBFS does not make any representations or warranties as to the accuracy and completeness of the information it may contain, and declines any liability in that respect. For reports dealing with Technical Analysis, expressed opinions and/or recommendations may be different or contrary to the opinions/recommendations of QNBFS Fundamental Research as a result of depending solely on the historical technical data (price and volume). QNBFS reserves the right to amend the views and opinions expressed in this publication at any time. It may also express viewpoints or make investment decisions that differ significantly from, or even contradict, the views and opinions included in this report. This report may not be reproduced in whole or in part without permission from QNBFS.

COPYRIGHT: No part of this document may be reproduced without the explicit written permission of QNBFS.