

### Market Review and Outlook

The Qatar Stock Exchange (QSE) Index declined by 311.22 points or 2.9% during the week to close at 10,463.04. Market capitalization went down by 2.6% to QR620.0 billion (bn) from QR636.5bn at the end of the previous trading week. Of the 53 traded companies, 40 ended the week lower, 12 ended higher, while one stood unchanged. Qatar Islamic Bank (QIBK) was the worst performing stock for the week, going down 6.2%. Meanwhile, Mannai Corporation (MCCS) was the best performing stock for the week, going up 12.8%.

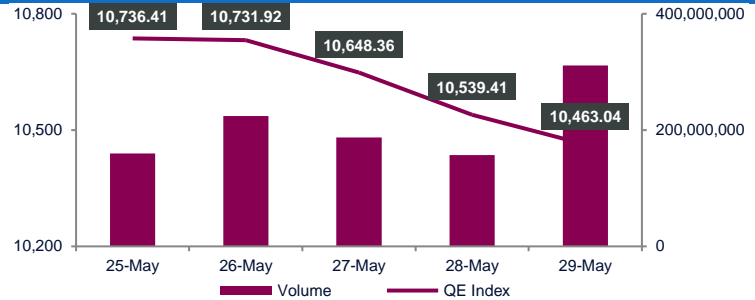
Qatar Islamic Bank (QIBK), Industries Qatar (IQCD) and QNB Group (QNBK) were the main contributors to the weekly index decline. QIBK and IQCD removed 102.30 and 59.94 points from the index, respectively. QNBK deducted another 47.20 points.

Traded value during the week moved lower by 3.2% to QR3,090.6mn from QR3,194.1mn in the prior trading week. QNB Group (QNBK) was the top value traded stock during the week with total traded value of QR661.3mn.

Traded volume fell 29.5% to 1,039.5mn shares compared with 1,475.4mn shares in the prior trading week. The number of transactions dipped 12.6% to 115,643 vs 132,263 in the prior week. Mesaieed Petrochemical Holding Company (MPHC) was the top volume traded stock during the week with total traded volume of 92.1mn shares.

Foreign institutions turned bearish, ending the week with net selling of QR325.0mn vs. net buying of QR184.1mn in the prior week. Qatari institutions turned bullish, with net buying of QR263.0mn vs. net selling of QR63.5mn in the week before. Foreign retail investors ended the week with net buying of QR29.7mn vs. net buying of QR15.4mn in the prior week. Qatari retail investors recorded net buying of QR32.4mn vs. net selling of QR136.0mn. Global foreign institutions are net sellers of Qatari equities by \$247.5mn YTD, while GCC institutions are also net shorts by \$26.9mn.

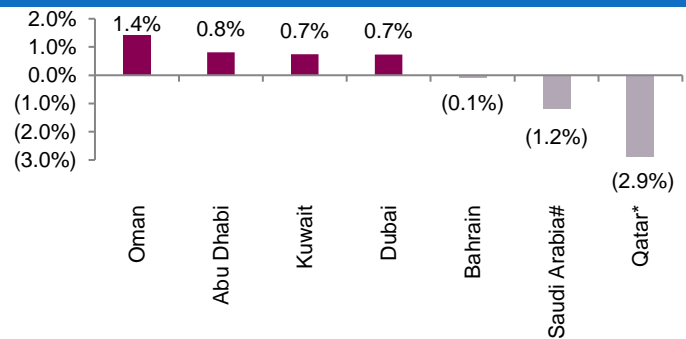
QSE Index and Volume



Market Indicators	Week ended. May 29, 2025	Week ended. May 22, 2025	Chg. %
Value Traded (QR mn)	3,090.6	3,194.1	(3.2)
Exch. Market Cap. (QR mn)	620,025.7	636,516.4	(2.6)
Volume (mn)	1,039.5	1,475.4	(29.5)
Number of Transactions	115,643	132,263	(12.6)
Companies Traded	53	53	0.0
Market Breadth	12:40	41:12	-

Market Indices	Close	WTD%	MTD%	YTD%
Total Return	24,683.30	(2.9)	0.0	2.4
ALL Share Index	3,873.22	(2.6)	0.5	2.6
Banks and Financial Services	4,819.19	(3.0)	1.7	1.8
Industrials	4,168.88	(2.8)	(1.9)	(1.8)
Transportation	5,648.32	(3.0)	1.0	9.4
Real Estate	1,662.06	1.4	1.7	2.8
Insurance	2,365.11	0.3	1.4	0.7
Telecoms	2,119.89	(4.6)	(3.8)	17.9
Consumer Goods & Services	7,995.99	(0.3)	0.9	4.3
Al Rayan Islamic Index	4,980.01	(3.2)	(1.0)	2.3

Weekly Index Performance



Regional Indices	Close	WTD%	MTD%	YTD%	Weekly Exchange Traded Value (\$ mn)	Exchange Mkt. Cap. (\$ mn)	TTM P/E**	P/B**	Dividend Yield
Qatar*	10,463.04	(2.9)	0.0	(1.0)	848.03	170,073.0	11.7	1.3	4.8
Dubai	5,492.66	0.7	3.5	6.5	759.34	264,926.3	9.6	1.6	5.4
Abu Dhabi	9,745.33	0.8	2.2	3.5	1,606.14	752,072.3	18.4	2.5	2.4
Saudi Arabia#	11,052.76	(1.2)	(5.3)	(8.2)	5,826.79	2,486,032.1	17.0	2.0	4.2
Kuwait	8,112.49	0.7	1.9	10.2	1,422.23	157,727.8	10.5	1.5	3.4
Oman	4,561.04	1.4	5.7	(0.3)	121.56	32,997.5	8.2	0.9	6.1
Bahrain	1,920.91	(0.1)	0.5	(3.3)	47.31	19,799.0	13.0	1.4	4.1

Source: Bloomberg, country exchanges and Zawya (\*\* Trailing Twelve Months; \* Value traded (\$ mn) do not include special trades, if any; # Data as of May 28, 2025)

- Commercial Bank's resolution to Buyback a portion of its shares** - The Board of Directors of The Commercial Bank (P.S.Q.C) approved at its meeting held on 22 May 2025 a Share Buyback plan to purchase up to 10% of the bank's fully paid-up issued shares. The Share Buyback is subject to obtaining all regulatory approvals. **This buyback program implies a maximum 404,725 shares valued at ~QR1.8bn, using the current share price.** We maintain our PT of QR5.244 and Outperform rating. (QSE; QNB FS Research)
- AlRayan Bank: Issuance of \$500mn 5-year Senior Unsecured RegS Sukuk** - AlRayan Bank (Q.P.S.C) rated A2 by Moody's with a stable outlook has successfully issued its \$500mn 5-year Senior Unsecured RegS Sukuk at a final Price of 5-year US Treasuries + 80 bps (Expected Profit rate of 4.875% at an Issue price of 99.82). The successful completion of this transaction underscores the robustness of the Qatari economy and AlRayan Bank's strong credit fundamentals. This issuance reaffirms AlRayan Bank's standing as a leading financial institution in the region and marks a significant milestone in its journey to diversify its funding sources and continue to strengthen its presence in the international markets. (QSE)
- QSE & MSCI Indexes review changes take effect at cob today, May 29<sup>th</sup>** - Following the QSE Index Committee's June 2025 Semi-annual review (on May 15<sup>th</sup>) and MSCI's quarterly review (on May 13<sup>th</sup>), the changes will be implemented today, 29<sup>th</sup> May 2025, at close of business. While no changes are expected from the MSCI review, the QSE Index review will see the following changes take effect: **QE Index:** Estithmar Holding and Ezdan Holding Group will replace Baladna and United Development Company in the QE Index. Any qualifying component exceeding 15% weight in the index as of market close May 29<sup>th</sup>, 2025 will have its weight capped at the 15% level and excess weight allocated to remaining stocks proportionately. **QE Al Rayan Islamic Index:** Qatar Islamic Insurance will join the QE Al Rayan Islamic Index whilst Meeza will be removed from the Index. **QE All Share Index & Sectors:** Ahli Bank will join QE All Share Index and QE Banks and Financial Services Sector Index. (QSE)
- No Qatari constituents changes in FTSE Global Equity Index Series June 2025 quarterly review; Combined inflows of ~\$70mn and outflows of ~\$60mn expected due to weight changes** - Qatar Stock Exchange would like to announce that the results of FTSE Russell Global Equity Index Series quarterly review, published on May 23<sup>rd</sup>, 2025, will become effective at the close of business on Thursday, June 19<sup>th</sup>, 2025 for the Qatari market. While there were no constituent changes, the following companies could see notable flows due to weight changes: **IQCD (+\$40mn); QIBK (+\$20mn); DUBK (+\$9mn); ORDS (-\$30mn); QIIK (-\$17mn); MPHC (-\$9mn); and QNNS (-\$5mn).** The changes announced may be subject to revision until close of business on Friday, 6 June 2025. (QSE; QNB FS Research)
- QNB Group ranks as Qatar's most valuable brand with \$9.3bn valuation** - QNB Group has once again reinforced its leadership by being ranked the most valuable brand in Qatar, with a brand value of \$9.358bn, according to the latest report issued by Brand Finance. This significant ranking reflects QNB's unwavering commitment to excellence, innovation, and strong brand equity, both locally and globally. It also highlights the Group's robust financial performance, growing international footprint, and continued investment in enhancing customer experience. The recognition coincides with the recent success of QNB's bold and impactful "Blue is Everywhere" brand campaign, which emphasized the Group's cross-the-board presence and influence across markets. The campaign celebrates QNB's visibility in the lives of customers, from everyday banking to major global partnerships, including renowned sports and cultural platforms. Commenting on the ranking, Heba Al Tamimi, Senior Executive Vice President, QNB Group Communication said: "Being recognized as the most valuable brand in Qatar is a proud milestone that reflects the strength of the QNB brand and the trust we've built with our stakeholders. This achievement is a testament to the dedication of our employees and the loyalty of our customers." QNB Group is one of the leading financial institutions in the MEA region and among the most valuable banking brands in the regional market. Present in over 28 countries across Asia, Europe, and Africa, it offers tailored products and services supported by innovation and backed by a team of over 31,000 professionals dedicated to driving banking excellence worldwide. (Qatar Tribune)
- China greenlights Qatar Sovereign Fund's purchase of 10% equity in Mutual Fund ChinaAMC** - China's market regulator has approved Qatar Investment Authority's purchase of a 10 percent stake in China Asset Management, the country's second-largest mutual fund manager by assets. There is no objection to QIA's wholly-owned subsidiary Qatar Holdings' lawful acquisition of a 10 percent stake in ChinaAMC, the China Securities Regulatory Commission announced on May 22. Once the transfer is completed, Qatar Holdings will become ChinaAMC's third-largest shareholder after Chinese brokerage Citic Securities and Canadian investment firm Mackenzie Investments, which own stakes of 62 percent and 28 percent, respectively. Qatar Holdings will buy the shares of ChinaAMC from Tianjin Haipeng Technology Consulting, which is owned by Hong Kong-based investment firm Primavera Capital, Yicai previously learned from a person familiar with the matter. ChinaAMC was founded in Beijing in 1998. As of March 31, it managed 471 fund products with a total net asset value of CNY1.9 trillion (\$264.6 billion), second only to E Fund Management in the Chinese asset management market. Founded in 2005, QIA is the ninth-largest sovereign wealth fund in the world, with assets of \$526 billion, according to the Sovereign Wealth Fund Institute. It has invested in Chinese companies several times in recent years, including a \$200 million investment in Kingdee International Software Group in December 2023. QIA is not the only Middle Eastern sovereign wealth fund that has expanded its footprint in the Chinese market. Abu Dhabi Investment Authority, the Middle East's biggest sovereign wealth fund, was among the top 10 shareholders of 27 companies listed on Chinese mainland stock exchanges as of the end of the first quarter. The total market value of these positions reached CNY11.7 billion (\$1.6 billion), up 31 percent from the end of the previous quarter, according to data from East Money Information. Kuwait Investment Authority, which is the second-largest sovereign wealth fund in the Middle East after ADIA, had invested in 24 firms listed in the Chinese mainland as of March 31, with their total market capitalization reaching CNY5.5 billion (\$766 million), up 20 percent from Dec. 31, according to East Money. (Bloomberg)
- QFC, Ashmore sign MoU to boost Qatar's asset management sector** - Qatar Financial Centre (QFC), a leading onshore financial and business center in the region, signs an MoU with the Ashmore Group, a globally recognized emerging markets asset manager that manages \$46.2bn, to support the expansion of Qatari capital markets. The

partnership aims to strengthen Qatar's local asset management sector by fostering knowledge exchange and promoting the development of innovative investment solutions. A central element of the agreement is the commitment to nurturing local talent within the financial services industry, supporting Qatar's broader vision of building a diversified, knowledge-based economy. Commenting on the importance of the partnership, QFC Chief Executive Officer Yousuf Mohamed Al Jaida said, "Ashmore Group's deep expertise in asset management, combined with the QFC's drive for financial innovation, makes this partnership a strong catalyst for long-term development. Through this collaboration, we aim to strengthen Qatar's asset management sector and elevate our capital markets by introducing global best practices and innovative investment solutions." Ashmore Group Chief Executive Officer Mark Coombs said, "Ashmore has a long history of investing in Qatar and is excited to partner with the QFC to deliver further development in Qatar's financial services industry over the coming years. We also look forward to helping raise the profile of Qatar as a destination for international investors, in line with the ambitions of the National Vision 2030." This MoU builds on the recent milestone of QFC registering Ashmore Group under its platform and supporting the launch of its new office in Qatar. It also marks a significant step in expanding Ashmore's long-standing relationship with the country. The office will support local investment activity and deepen engagement with regional investors, further positioning Qatar as a growing hub for asset management. (Qatar Tribune)

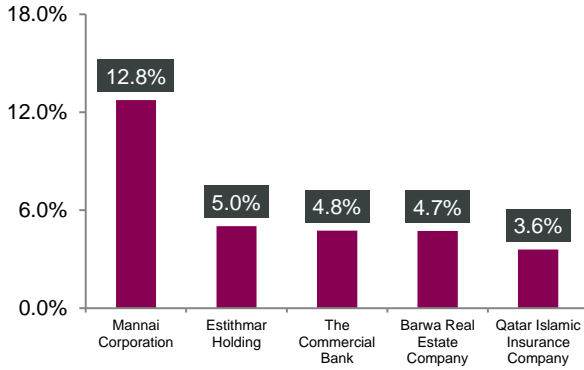
- QFZ, Samsung C&T in strategic agreement to launch green and digital infrastructure projects at Qatar's free zones** - The Qatar Free Zones Authority (QFZ) and Samsung C&T Corporation signed a "landmark" strategic agreement, reaffirming their long-term partnership on a series of high-impact, sustainability-driven, and innovation-led projects within Qatar's Free Zones. The agreement ushers in a new phase of execution across green and sustainable investments in key sectors in the State of Qatar and the region. The agreement signing was witnessed by HE the Minister of Commerce and Industry, Sheikh Faisal bin Thani bin Faisal al-Thani, who is also the Chairman of QFZ, and Yun Hyunsoo, South Korea's ambassador. The agreement was signed by Sheikh Mohammed bin Hamad bin Faisal al-Thani, CEO, QFZ, and Se Chul Oh, president and CEO at Samsung C&T at the Business Innovation Park in Ras Bufontas Free Zone on the sidelines of his visit and participation at the Qatar Economic Forum (QEF) 2025. The signing was also attended by senior dignitaries from Qatari government entities, high-ranking officials from both parties, and representatives from public and private sector stakeholders. The event was followed by a reception celebrating the two parties' shared ambition to shape the future of sustainable investment in Qatar and the wider region. Under the agreement, QFZ and Samsung C&T will collaborate on five transformative projects, which include a Competency Centre in Solar Technologies, a 285 MW ground solar farm, an off-grid rooftop solar energy solutions, a low-carbon bio-products plant and a cutting-edge digital infrastructure project. These projects reflect the shared commitment of both parties to advancing climate-conscious development while delivering long-term economic value through localization, job creation, and technology transfer. The projects are expected to generate significant employment opportunities across engineering, clean technology, and data services. The solar competency center will serve as a distribution hub and launchpad for the region's most ambitious solar initiatives, backed by international engineering expertise. Meanwhile, the green energy initiatives, including the solar farm and rooftop systems, will power QFZ's investor ecosystem and contribute to Qatar's growing reputation as

a regional sustainability leader. The low-carbon plant will produce next-generation bioproducts, while the advanced digital infrastructure project will support the digital transformation of businesses in Qatar and across the region. Sheikh Mohammed stated: "This agreement with Samsung C&T is a defining moment in our mission to transform Qatar into a global platform for sustainable innovation and advanced technologies. It exemplifies how strategic partnerships can unlock long-term value across economic, environmental, and societal dimensions, while directly contributing to the pillars of Qatar National Vision 2030. "Through initiatives spanning green energy, digital infrastructure, and bio-industrial solutions, we are creating the foundations of a resilient, diversified economy powered by knowledge, clean technology, and global collaboration. Qatar Free Zones Authority is proud to lead this transformation, enabling international pioneers like Samsung C&T to shape the industries of tomorrow from the heart of Qatar." Se Chul Oh said: "It is a privilege to be part of today's momentous occasion, marking the signing of this important agreement with Qatar Free Zones Authority. Samsung C&T Corporation has been actively engaged in the Qatari market for many years, where we have successfully delivered some of the country's most significant projects in power, infrastructure, and renewable energy. "We look forward to strengthening our collaboration with Qatar Free Zones. (Gulf Times)

- Qatar Financial Information Unit launches five-year strategic plan for 2025–2030** - The Qatar Financial Information Unit (QFIU) officially launched its five-year strategic plan (2025–2030) entitled "Towards safeguarding the financial system and promoting global integrity" at an event held Tuesday under the patronage of HE the Governor of Qatar Central Bank, Sheikh Bandar bin Mohammed bin Saoud al-Thani. Several ministers, senior officials, representatives from government entities and national institutions, as well as experts attended the event. This strategy reflects Qatar's steadfast commitment to combating financial crimes and promoting transparency, in line with Qatar National Vision 2030 and international compliance standards, particularly in the areas of anti-money laundering, counter-terrorism financing, and countering the proliferation of weapons. QFIU has adopted a strategic vision aimed at achieving leadership in the field of financial intelligence both nationally and internationally, and at strengthening partnerships with key stakeholders. This vision aligns with global best practices and reaffirms Qatar's role as an active partner in safeguarding the global financial system through ongoing adherence to Financial Action Task Force (FATF) standards and enhanced cooperation with international bodies such as the Egmont Group. The strategy is founded on five key pillars: 1. Enhancing intelligence capabilities to address evolving threats. 2. Ensuring compliance with legal mandate and global practices standards. 3. Adopting advanced technology and data driven solutions to drive efficiency and innovation. 4. Strengthening governance, people and organizational capabilities. 5. Enhancing knowledge and awareness to detect emerging trends in financial crime. The launch event included a presentation of QFIU's key professional milestones, along with a review of the national and international references that informed the development of the strategy. It also highlighted the unit's contributions over the past two decades in advancing anti-financial crime efforts both locally and globally. This strategy reaffirms QFIU's commitment to strengthening the stability of Qatar's financial system and enhancing its readiness to address future challenges through a flexible operational framework and an integrated strategic vision that reflects Qatar's aspirations in promoting financial integrity and protecting economy. (Gulf Times)

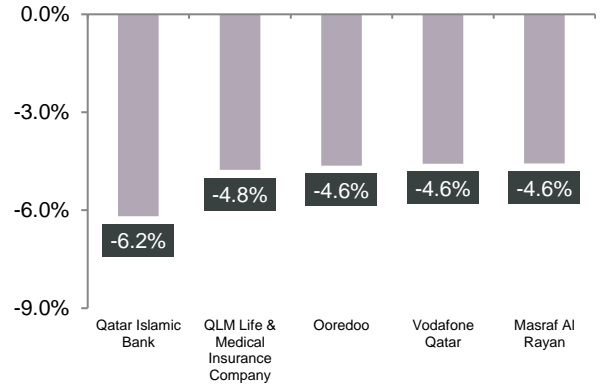
# Qatar Stock Exchange

## Top Gainers



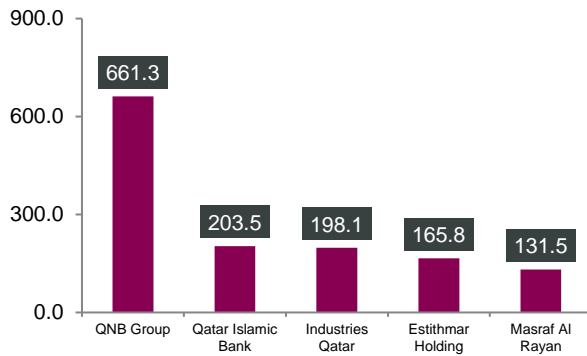
Source: Qatar Stock Exchange (QSE)

## Top Decliners



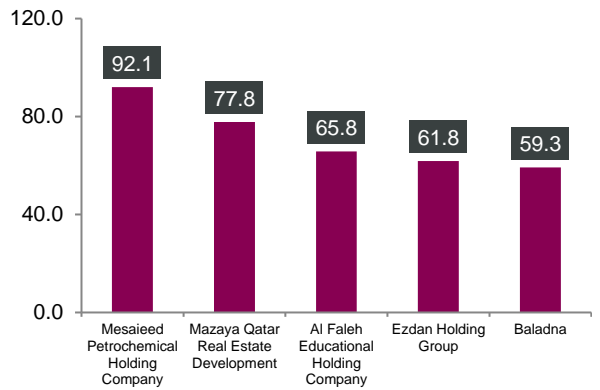
Source: Qatar Stock Exchange (QSE)

## Most Active Shares by Value (QR Million)



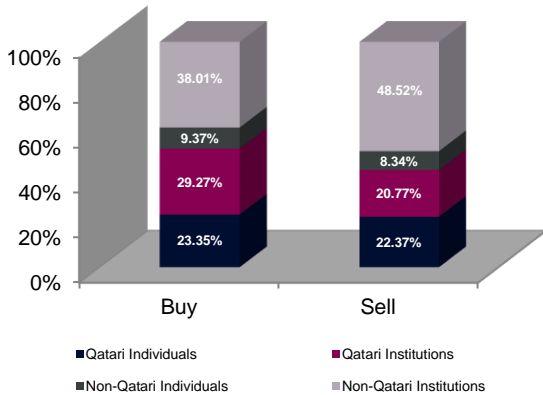
Source: Qatar Stock Exchange (QSE)

## Most Active Shares by Volume (Million)



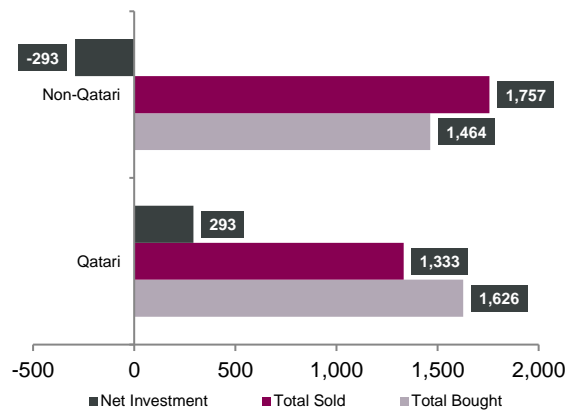
Source: Qatar Stock Exchange (QSE)

## Investor Trading Percentage to Total Value Traded



Source: Qatar Stock Exchange (QSE)

## Net Traded Value by Nationality (QR Million)



Source: Qatar Stock Exchange (QSE)



## TECHNICAL ANALYSIS OF THE QSE INDEX



Source: Bloomberg

The QE Index closed down by 2.9% from the week; it closed at 10,463.04 points. The Index lost its momentum as it failed to break above the 10,850 level. The mentioned level could be tested again in the coming weeks. However, at this time, we do not see a confirmation for a start of a new trend upwards.

### DEFINITIONS OF KEY TERMS USED IN TECHNICAL ANALYSIS

**RSI (Relative Strength Index) indicator** – RSI is a momentum oscillator that measures the speed and change of price movements. The RSI oscillates between 0 to 100. The index is deemed to be overbought once the RSI approaches the 70 level, indicating that a correction is likely. On the other hand, if the RSI approaches 30, it is an indication that the index may be getting oversold and therefore likely to bounce back.

**MACD (Moving Average Convergence Divergence) indicator** – The indicator consists of the MACD line and a signal line. The divergence or the convergence of the MACD line with the signal line indicates the strength in the momentum during the uptrend or downtrend, as the case may be. When the MACD crosses the signal line from below and trades above it, it gives a positive indication. The reverse is the situation for a bearish trend.

**Candlestick chart** – A candlestick chart is a price chart that displays the high, low, open, and close for a security. The 'body' of the chart is portion between the open and close price, while the high and low intraday movements form the 'shadow'. The candlestick may represent any time frame. We use a one-day candlestick chart (every candlestick represents one trading day) in our analysis.

**Doji candlestick pattern** – A Doji candlestick is formed when a security's open and close are practically equal. The pattern indicates indecisiveness, and based on preceding price actions and future confirmation, may indicate a bullish or bearish trend reversal.

**Shooting Star/Inverted Hammer candlestick patterns** – These candlestick patterns have a small real body (open price and close price are near to each other), and a long upper shadow (large intraday movement on the upside). The Shooting Star is a bearish reversal pattern that forms after a rally. The Inverted Hammer looks exactly like a Shooting Star, but forms after a downtrend. Inverted Hammers represent a potential bullish trend reversal.

Company Name	Price May 29	% Change Weekly	% Change YTD	Market Cap. QR Million	TTM P/E	P/B	Div. Yield
Qatar National Bank	16.95	(2.87)	(1.97)	156,557	10.0	1.7	4.1
Qatar Islamic Bank	21.10	(6.18)	(1.22)	49,858	11.3	1.9	3.8
Commercial Bank of Qatar	4.60	4.76	5.72	18,613	6.8	0.9	6.5
Doha Bank	2.47	(0.80)	24.01	7,655	9.0	0.7	4.1
Al Ahli Bank	3.61	(1.85)	4.52	9,199	10.7	1.3	6.9
Qatar International Islamic Bank	10.51	(2.59)	(3.58)	15,909	13.5	2.1	4.8
Al Rayan Bank	2.24	(4.56)	(9.14)	20,813	14.2	0.9	4.5
Lesha Bank	1.84	(3.81)	36.04	2,063	14.8	1.5	2.7
National Leasing	0.75	(1.45)	(3.85)	371	21.5	0.6	4.7
Dlala Holding	1.11	0.00	(3.57)	211	N/A	1.2	N/A
Qatar & Oman Investment	0.67	(3.04)	(4.56)	211	N/A	1.2	N/A
Islamic Holding Group	3.66	0.63	(3.30)	207	19.8	1.3	1.9
Dukhan Bank	3.60	(1.88)	(2.52)	18,853	14.6	1.4	4.4
<b>Banking and Financial Services</b>				<b>300,522</b>			
Zad Holding	14.18	(0.70)	0.07	4,076	19.6	2.7	4.9
Qatar German Co. for Medical Devices	1.49	(4.00)	8.69	172	N/A	N/A	N/A
Salam International Investment	0.70	(0.14)	5.61	797	13.1	0.5	5.8
Baladna	1.23	(2.68)	(1.37)	2,346	17.5	1.0	N/A
Medicare Group	4.98	(3.43)	9.54	1,403	14.6	1.4	4.0
Qatar Cinema & Film Distribution	2.40	0.46	0.04	151	39.0	1.2	2.9
Qatar Fuel	15.00	0.74	0.00	14,914	14.3	1.7	6.7
Widam Food	2.24	(2.95)	(4.85)	402	N/A	4.7	N/A
Mannai Corp.	4.51	12.75	23.97	2,057	11.6	2.2	5.5
Al Meera Consumer Goods	14.40	(3.23)	(0.83)	2,966	15.9	1.8	5.9
Mekdam Holding Group	2.79	(0.99)	(7.93)	446	11.2	1.9	N/A
Meeza QSTP	3.01	0.47	(7.97)	1,956	31.6	2.8	2.7
Al Faleh Education Holding	0.76	(1.93)	9.64	183	14.7	0.7	2.5
Al Mahhar Holding	2.39	(0.13)	(2.65)	494	N/A	1.4	5.0
<b>Consumer Goods and Services</b>				<b>32,363</b>			
Qatar Industrial Manufacturing	2.55	0.04	1.47	1,211	8.1	0.6	5.1
Qatar National Cement	3.46	(0.37)	(13.83)	2,263	16.0	0.8	7.8
Industries Qatar	11.85	(4.44)	(10.70)	71,693	17.2	2.0	6.2
Qatari Investors Group	1.50	(0.86)	(2.47)	1,865	11.4	0.6	8.7
Qatar Electricity and Water	15.84	(0.69)	0.89	17,424	12.6	1.2	4.9
Aamal	0.85	(1.51)	(0.70)	5,342	12.2	0.6	7.1
Gulf International Services	3.25	0.68	(2.34)	6,040	7.8	1.5	5.2
Mesaieed Petrochemical Holding	1.33	(4.44)	(10.77)	16,759	23.6	1.0	4.3
Estithmar Holding	3.30	5.03	94.74	12,357	26.4	2.3	N/A
Qatar Aluminum Manufacturing	1.29	(2.87)	6.02	7,170	10.5	1.1	6.2
<b>Industrials</b>				<b>142,124</b>			
Qatar Insurance	1.96	0.87	(7.68)	6,402	11.3	1.0	5.1
QLM Life & Medical Insurance	2.00	(4.76)	(3.15)	700	11.0	1.1	5.0
Doha Insurance	2.56	(1.00)	2.56	1,282	6.8	1.0	6.8
Qatar General Insurance & Reinsurance	1.21	(2.18)	4.94	1,059	17.0	0.3	N/A
Al Khaleej Takaful Insurance	2.37	(0.67)	(0.71)	606	9.1	1.1	6.3
Qatar Islamic Insurance	8.77	3.59	1.10	1,316	9.1	2.3	5.7
Damaan Islamic Insurance Company	3.80	(2.29)	(3.89)	760	8.2	1.4	5.3
<b>Insurance</b>				<b>12,123</b>			
United Development	1.02	(2.11)	(9.08)	3,615	10.8	0.3	5.4
Barwa Real Estate	2.88	4.73	1.77	11,207	9.0	0.5	6.3
Ezdan Real Estate	1.04	(1.14)	(1.80)	27,506	163.1	0.8	N/A
Mazaya Qatar Real Estate Development	0.62	(2.52)	6.16	620	N/A	0.6	N/A
<b>Real Estate</b>				<b>42,948</b>			
Ooredoo	12.35	(4.63)	6.93	39,560	11.4	1.5	5.3
Vodafone Qatar	2.34	(4.57)	27.76	9,883	16.2	2.1	5.1
<b>Telecoms</b>				<b>49,442</b>			
Qatar Navigation (Milaha)	10.69	(3.52)	(2.73)	12,146	10.7	0.7	3.7
Gulf Warehousing	2.89	(0.92)	(14.12)	170	10.7	0.7	3.5
Qatar Gas Transport (Nakilat)	4.79	(2.70)	15.45	26,538	16.0	2.1	2.9
<b>Transportation</b>				<b>38,853</b>			
<b>Qatar Exchange</b>				<b>620,026</b>			

Source: Bloomberg

## **Contacts**

QNB Financial Services Co. W.L.L. Contact  
Center: (+974) 4476 6666  
[info@qnbfs.com.qa](mailto:info@qnbfs.com.qa)  
Doha, Qatar

Saugata Sarkar, CFA, CAIA  
Head of Research  
[saugata.sarkar@qnbfs.com.qa](mailto:saugata.sarkar@qnbfs.com.qa)

Shahan Keushgerian  
Senior Research Analyst  
[shahan.keushgerian@qnbfs.com.qa](mailto:shahan.keushgerian@qnbfs.com.qa)

Phibion Makuwerere, CFA  
Senior Research Analyst  
[phibion.makuwerere@qnbfs.com.qa](mailto:phibion.makuwerere@qnbfs.com.qa)

Roy Thomas  
Senior Research Analyst  
[roy.thomas@qnbfs.com.qa](mailto:roy.thomas@qnbfs.com.qa)

Dana Saif Al Sowaidi  
Research Analyst  
[dana.alsowaidi@qnbfs.com.qa](mailto:dana.alsowaidi@qnbfs.com.qa)

**Disclaimer and Copyright Notice:** This publication has been prepared by QNB Financial Services Co. W.L.L. ("QNBFS") a wholly-owned subsidiary of Qatar National Bank (Q.P.S.C.). QNB FS is regulated by the Qatar Financial Markets Authority and the Qatar Exchange. Qatar National Bank (Q.P.S.C.) is regulated by the Qatar Central Bank. This publication expresses the views and opinions of QNBFS at a given time only. It is not an offer, promotion or recommendation to buy or sell securities or other investments, nor is it intended to constitute legal, tax, accounting, or financial advice. QNBFS accepts no liability whatsoever for any direct or indirect losses arising from use of this report. Any investment decision should depend on the individual circumstances of the investor and be based on specifically engaged investment advice. We therefore strongly advise potential investors to seek independent professional advice before making any investment decision. Although the information in this report has been obtained from sources that QNBFS believes to be reliable, we have not independently verified such information and it may not be accurate or complete. QNBFS does not make any representations or warranties as to the accuracy and completeness of the information it may contain, and declines any liability in that respect. For reports dealing with Technical Analysis, expressed opinions and/or recommendations may be different or contrary to the opinions/recommendations of QNBFS Fundamental Research as a result of depending solely on the historical technical data (price and volume). QNBFS reserves the right to amend the views and opinions expressed in this publication at any time. It may also express viewpoints or make investment decisions that differ significantly from, or even contradict, the views and opinions included in this report. This report may not be reproduced in whole or in part without permission from QNBFS.

**COPYRIGHT:** No part of this document may be reproduced without the explicit written permission of QNBFS.